



**GREENLEE**®

A Textron Company

TRUSTED  
SINCE  
1862



# FULL LINE CATALOG



[www.greenlee.com](http://www.greenlee.com)

MADE FOR THE TRADE!™



**FOR OVER 150 YEARS THE GREENLEE HAS STOOD AS A SIGN OF QUALITY, INNOVATION, AND WORKFORCE EFFICIENCY. WE PROUDLY PLACE THIS LOGO ON OUR PRODUCTS SO YOU CAN BE SURE THAT THE GREENLEE TOOL YOU'RE USING WAS DESIGNED, TESTED AND MANUFACTURED TO GET THE JOB DONE FASTER, SAFER, AND EASIER™.**



**WHETHER IT'S NEW TECHNOLOGY, PROFESSIONAL GRADE MATERIALS, OR INNOVATIVE DESIGN, TRADE PROFESSIONALS DEPEND ON GREENLEE TOOLS TO DELIVER CUSTOMER-FOCUSED INNOVATION AND JOB SITE EFFICIENCY EVERY TIME. FOR OVER 150 YEARS, GREENLEE TOOLS HAVE HELPED PROFESSIONALS WORLDWIDE ACROSS ELECTRICAL, UTILITY, COMMUNICATIONS, PLUMBING AND PIPEFITTING GET THE JOB DONE FASTER, SAFER, AND EASIER™.**

**THIS CATALOG FEATURES A SELECTION OF TOOLS DESIGNED WITH THE TRADESPERSON IN MIND. PUNCH UP TO 3X FASTER WITH THE NEW SPEED PUNCH™ SYSTEM (P.60). PROGRAM BENDS IN UNDER ONE MINUTE WITH THE 855GX INTELLIBENDER™ (P.151). ENSURE CRIMPS ARE MADE TO EXACT SPECIFICATIONS WITH OUR INTELICRIMP™ GATOR® BRAND TOOLS (P.222), AND MUCH MORE.**

**CONTACT GREENLEE TO FIND OUT FIRSTHAND HOW PROFESSIONAL, LONG-LASTING, AND INNOVATIVE TOOLS CAN HELP IMPROVE YOUR PERFORMANCE ON THE JOBSITE.**



# TABLE OF CONTENTS



**2**

*New Products*



**3**

*Hand Tools*



**57**

*Knockouts*



**101**

*Power Tool Accessories*



**141**

*Power Tools*



**149**

*Bending*



**175**

*Fishing*



**189**

*Cable Pulling*



**221**

*Wire & Cable Termination*



**275**

*Communications*



**371**

*Testing & Measurements*



**419**

*Storage & Material Handling*



**439**

*Plumbing*



**469**

*Service Centers*

*Index*

**471**

# NEW PRODUCTS

**NEW  
PRODUCT**

## Hand Tools

Side-Cutting Pliers w/ Thread Cleaning.....	4
Insulated Pliers/Cutters/Crimpers.....	46
Cutters/Strippers/Crimpers .....	10-11
Striking Screw Driver.....	14
Nut Holding Nut Drivers.....	21
Insulated Drivers.....	48-49
Insulated Sets.....	47-49
T-Handle Hex Key Drivers .....	25
Folding Hex Key.....	26
Folding Utility Knives.....	27
Pocket Knives.....	27
Aluminum LED Flashlights .....	35
Plastic LED Flashlights.....	36
Bucket Bags .....	43-45
Kits.....	55-56
Safety Products .....	50-52




## Knockouts

Speed Punch .....	60
Large Stainless Steel Knockouts.....	83
LS50L.....	62
ESP710L.....	96



## Power Tool Accessories

Electrician's Drill/Driver Set .....	102
Nail Eater® RT.....	106
E-Z Bore Self-Feed Bits .....	110
Quick Change D'VersiBIT® Kit.....	115
Quick Change Stainless Steel Hole Cutters.....	118
Cabide-Tipped Hole Cutters .....	119
Reciprocating Blades.....	128-129
MC Cable Cutter .....	130
Quick Change Carbide-Tipped Masonry Bits .....	137
SDS-PLUS Carbide-Tipped Masonry Bits .....	137



## Power Tools

Metal Cutting Circular Saw .....	142
Electrician Drill/Drivers .....	143-144
Hammer Drill/Driver.....	145
Rotary Hammer Drill/Driver.....	146
SDS-Plus Rotary Hammer.....	147
Pivoting Drill Driver.....	148




## Bending

855GX Intellibender® Electric Conduit Bender.....	151
555® CX/DX Series Electric Benders.....	152
881 Mobile Bending Table.....	157




## Fishing

FF200 FishFinder™ Plus Vision System.....	176
SmartMARK™ Laser-Etched Fish Tapes .....	176



## Cable Pulling

Ultra Tugger® 10 (UT10).....	192
Mobile VersiBoom™ II .....	194
Foot Switch for Cable Pullers.....	200
CR100 Cable Tray Roller Guide .....	205
Gator Grips .....	210



## Wire & Cable Termination

ES20L Battery ACSR Cutter.....	236
ESG25L Battery ACSR Cutter .....	237
ESC105L Battery-Powered Cable Cutter .....	242
SDK105 Remote Cable Cutter.....	243
EHP700L Hydraulic Battery-Powered Pump.....	223
990 Hydraulic Pump .....	251
MC Cable Cutter .....	267



## Communications

Cutters/Strippers/Crimpers .....	278
CST Pro Coax Stripper .....	282
Pro Kwik Stripper CATV.....	283
Pro Coax Compression Tool.....	287
Jack Terminator.....	295
HDMI Tools .....	306-307
500XP Tone Probe .....	313
Tele-Mate® Telephone Test Sets.....	325
Sidekick Plus Advanced Cable Maintenance Test Set.....	327
CableScout™ TV220 Cable Tester .....	334
Fiber Tools .....	359-364
SensoLITE™ Light Detector.....	364



## Testing & Measurement

DM-860A Industrial 500,000-Count Digital Multimeter.....	379
DM-65/DM-45/DM-25 Digital Multimeters .....	384
TG-1000 & TG-2000 Infrared Thermometers.....	409



## Plumbing - Rothenberger

Portable Compact Threader .....	442
ROSCOPE® 1000 Video Scope.....	466





# HAND TOOLS

FROM SAFE, INSULATED TOOLS TO SCREW-HOLDING DRIVERS, HEX KEYS AND PLIERS, GREENLEE HAND TOOLS ARE DESIGNED BY PROFESSIONAL ELECTRICIANS, BACKED BY A LIMITED LIFETIME WARRANTY, AND MADE FOR THE TRADE™



## Contents

Pliers	4
Cutting & Crimping Tools	8
Wire Stripping Tools	10
Screwdrivers	13
Nut Drivers	19
Adjustable & Ratcheting Wrenches	22
Hex Keys	25
Cutting Tools	27
Bolt Cutters	31
Levels, Tape Measures & Hammers	33
Flashlights	36
Tool Bags, Pouches, & Belts	38
Lineman Buckets & Bags	43
Insulated Pliers, Cutters & Crimpers	46
Insulated Drivers	48
Safety Products	50
Tool Kits	53

# PLIERS

## High Leverage Side-Cutting Pliers



- High Leverage design provides 46% greater cutting and gripping power than standard plier designs.
- Forged from chrome vanadium steel for greater strength and long life of the whole plier.
- Laser hardened cutting knives keep edge and last longer than induction hardened knives. Designed to provide long life even when cutting hardened wire, ACSR, screws, bolts and nails.
- Tempered handles help to absorb the 'snap' and reduce fatigue when cutting through hardened wire, bolts and screws.
- Diamond serrated jaws for superior gripping power.
- Exceeds ASME/ANSI specifications.
- Note: this is not an insulated tool.
- Lifetime limited warranty.

### Stripping Pliers (0151-09SM and 0151-09SD)

- Stripping hole allows stripping of #12 AGW solid wire. Looping and bending hole forms wire for connections.

### Crimping Pliers

- Crimping die for non-insulated and insulated connectors, lugs, and terminals.

### Fish Tape Pulling Pliers

- Pulls 1/8" and 1/4" fish tape

### Thread Cleaning Pliers

- Cleans threads on 5/8" bolts



0151-09SM

### MOLDED GRIP

- Slip-proof, ergonomic molded grips and flared handles for increased comfort and reduced fatigue.
- Location of handle ridge allows the user to "choke up" for greater control.

### MOLDED GRIP PLIERS

CAT. NO.	UPC	DESCRIPTION	OVERALL LENGTH	WEIGHT
0151-08M	54701	High Leverage Side-cutting Pliers 8" molded grip	8-1/2" (21.6 cm)	.87 lbs. (.04 kg)
0151-09M	54702	High Leverage Side-cutting Pliers 9" molded grip	9-3/8" (23.8 cm)	1.13 lbs. (.51 kg)
0151-09CM	13488	Crimping Pliers 9" molded grip	9-3/8" (23.8 cm)	1.13 lbs. (.51 kg)
0151-09FM	89265	Fish Tape Pulling Pliers 9" molded grip	9-3/8" (23.8 cm)	1.13 lbs. (.51 kg)
0151-09SM	89264	High Leverage Side-cutting Pliers W/ Stripping Hole 9" molded grip	9-3/8" (23.8 cm)	1.13 lbs. (.51 kg)



0151-09TD

### DIPPED GRIP

- Double layered vinyl handles for comfort and slip resistance.
- Reduced handle size allows for easy storage of tools in pouches and tool bags.

### DIPPED GRIP PLIERS

CAT. NO.	UPC	DESCRIPTION	OVERALL LENGTH	WEIGHT
0151-08D	89263	High Leverage Side-cutting Pliers 8" dipped grip	8-1/2" (21.6 cm)	.87 lbs. (.04 kg)
0151-09D	89250	High Leverage Side-cutting Pliers 9" dipped grip	9-3/8" (23.8 cm)	1.13 lbs. (.51 kg)
0151-09CD	13487	Crimping Pliers 9" dipped grip	9-3/8" (23.8 cm)	1.13 lbs. (.51 kg)
0151-09FD	89262	Fish Tape Pulling Pliers 9" dipped grip	9-3/8" (23.8 cm)	1.13 lbs. (.51 kg)
0151-09SD	89262	High Leverage Side-cutting Pliers W/ Stripping Hole 9" dipped grip	9-3/8" (23.8 cm)	1.13 lbs. (.51 kg)
0151-09TD	89914	9" Side Cutting Pliers with Thread Cleaning Grooves	9-3/8" (23.8 cm)	1.13 lbs. (.51 kg)



## Diagonal Cutting Pliers



- High Leverage design provides greater cutting power than standard plier designs.
- Forged from chrome vanadium steel for greater strength and long life of the whole plier.
- Laser hardened cutting knives keep edge and last longer than induction hardened knives. Designed to provide long life even when cutting hardened wire, ACSR, screws, bolts and nails.
- Tempered handles help to absorb the 'snap' and reduce fatigue when cutting through hardened wire, bolts and screws.
- Exceeds ASME/ANSI specifications.
- Note: this is not an insulated tool.
- Lifetime limited warranty.



### Angled Head Pliers (0251-08AM and 0251-08AD)

- Angled head design allows for easy work in confined areas



0251-08M

### MOLDED GRIP

- Slip-proof, ergonomic molded grips and flared handles for increased comfort and reduced fatigue.
- Location of handle ridge allows the user to "choke up" for greater control.

### MOLDED GRIP PLIERS

CAT. NO.	UPC NO.	DESCRIPTION	OVERALL	
			LENGTH	WEIGHT
0251-05M	54736	Diagonal Cutting Pliers 5" Mini molded grip	5-1/2" (14.0 cm)	.28 lbs. (.13 kg)
0251-06M	54737	Diagonal Cutting Pliers 6" molded grip	6-1/8" (15.5 cm)	.35 lbs. (.16 kg)
0251-07M	54738	High Leverage Diagonal Cutting Pliers 7" molded grip	7" (17.8 cm)	.57 lbs. (.26 kg)
0251-08M	54739	High Leverage Diagonal Cutting Pliers 8" molded grip	8-3/4" (22.2 cm)	.85 lbs. (.39 kg)
0251-08AM	54740	High Leverage Diagonal Cutting Pliers 8" angled molded grip	8-3/4" (22.2 cm)	.85 lbs. (.39 kg)



0251-08AD

### DIPPED GRIP

- Double layered vinyl handles for comfort and slip resistance.
- Reduced handle size allows for easy storage of tools in pouches and tool bags.

### DIPPED GRIP PLIERS

CAT. NO.	UPC NO.	DESCRIPTION	OVERALL	
			LENGTH	WEIGHT
0251-05D	89257	Diagonal Cutting Pliers 5" Mini dipped grip	5-1/2" (14.0 cm)	.28 lbs. (.13 kg)
0251-06D	89256	Diagonal Cutting Pliers 6" dipped grip	6-1/8" (15.5 cm)	.35 lbs. (.16 kg)
0251-07D	89255	High Leverage Diagonal Cutting Pliers 7" dipped grip	7" (17.8 cm)	.57 lbs. (.26 kg)
0251-08D	89254	High Leverage Diagonal Cutting Pliers 8" dipped grip	8-3/4" (22.2 cm)	.85 lbs. (.39 kg)
0251-08AD	89258	High Leverage Diagonal Cutting Pliers 8" angled dipped grip	8-3/4" (22.2 cm)	.85 lbs. (.39 kg)

## Long Nose Side Cutting and Stripping Pliers



- Forged from chrome vanadium steel for greater strength and long life of the whole plier.
- Laser hardened cutting knives keep edge and last longer than induction hardened knives. Designed to provide long life even when cutting hardened wire.
- Serrated jaws for stronger gripping power.
- Exceeds ASME/ANSI specifications.
- Note: this is not an insulated tool.
- Lifetime limited warranty.

### Wire Stripping Pliers (0351-08SM and 0251-08SD)

- Stripping hole allows stripping of #12 AWG solid wire.



0351-08M

### MOLDED GRIP

- Slip proof, ergonomic molded grips and flared handles for increased comfort and reduced fatigue.
- Location of handle ridge allows the user to "choke up" for greater control.

### MOLDED GRIP PLIERS

CAT. NO.	UPC NO.	DESCRIPTION	OVERALL	
			LENGTH	WEIGHT
0351-06M	54717	Long Nose Pliers/Side Cutting 6" molded grip	6-5/8" (16.8 cm)	.27 lbs. (.12 kg)
0351-07M	54718	Long Nose Pliers/Side Cutting 7" molded grip	7-1/8" (18.1 cm)	.30 lbs. (.14 kg)
0351-08M	54719	Long Nose Pliers/Side Cutting 8" molded grip	8-9/16" (21.7 cm)	.64 lbs. (.29 kg)
<input checked="" type="checkbox"/> 0351-08SM	20958	Long Nose Pliers/Stripping 8" molded grip	8-9/16" (21.7 cm)	.64 lbs. (.29 kg)



0351-08SD

### DIPPED GRIP

- Double layered vinyl handles for comfort and slip resistance.
- Reduced handle size allows for easy storage of tools in pouches and tool bags.

### DIPPED GRIP PLIERS

CAT. NO.	UPC NO.	DESCRIPTION	OVERALL	
			LENGTH	WEIGHT
0351-06D	89253	Long Nose Pliers/Side Cutting 6" dipped grip	6-5/8" (16.8 cm)	.27 lbs. (.12 kg)
0351-07D	89252	Long Nose Pliers/Side Cutting 7" dipped grip	7-1/8" (18.1 cm)	.30 lbs. (.14 kg)
0351-08D	89251	Long Nose Pliers/Side Cutting 8" dipped grip	8-9/16" (21.7 cm)	.64 lbs. (.29 kg)
<input checked="" type="checkbox"/> 0351-08SD	20957	Long Nose Pliers/Stripping 8" dipped grip	8-9/16" (21.7 cm)	.64 lbs. (.29 kg)



## Pump Pliers



- Forged from chrome vanadium steel for greater strength and long life of the whole tool.
- Precision-machined and hardened teeth for durability and long life.
- Right-angled teeth for assured gripping power from both directions.
- Exceeds ASME/ANSI specifications.
- Note: This is not an insulated tool.
- Lifetime limited warranty.



0451-10M



### MOLDED GRIP

- Slip proof, ergonomic molded grips and flared handles for increased comfort and reduced fatigue.
- Location of handle ridge allows the user to "choke up" for greater control.

#### MOLDED GRIP PLIERS

CAT. NO.	UPC NO.	DESCRIPTION	JAW CAPACITY	ADJUSTMENT GROOVES	OVERALL LENGTH	WEIGHT
0451-10M	54709	Pump Pliers 10" molded grip	2" (5.1 cm)	7	10" (25.4 cm)	.83 lbs. (.38 kg)
0451-12M	54744	Pump Pliers 12" molded grip	2-1/4" (5.7 cm)	7	12" (30.5 cm)	1.29 lbs. (.59 kg)



0451-16D



### DIPPED GRIP

- Double layered vinyl handles for comfort and slip resistance.
- Reduced handle size allows for easy storage of tools in pouches and tool bags

#### MOLDED GRIP PLIERS

CAT. NO.	UPC NO.	DESCRIPTION	JAW CAPACITY	ADJUSTMENT GROOVES	OVERALL LENGTH	WEIGHT
0451-10D	89259	Pump Pliers 10" dipped grip	2" (5.1 cm)	7	10" (25.4cm)	.83 lbs. (.38 kg)
0451-12D	89260	Pump Pliers 12" dipped grip	2-1/4" (5.7 cm)	7	12" (30.5 cm)	1.29 lbs. (.59 kg)
0451-16D	54707	Pump Pliers 16" dipped grip	4-1/4" (10.8 cm)	8	16" (40.6 cm)	3 lbs. (1.4 kg)

# CUTTING & CRIMPING TOOLS

## Crimping Combination Tool



- Heavy duty forged, heat treated steel for greater strength and long life of the whole tool.
- Crimps both 10-22 AWG insulated and non-insulated terminals and connectors.
- Machine hardened steel cutting blades for long life, even when cutting hardened wire.
- Exceeds ASME/ANSI specifications.
- Note: This is not an insulated tool.
- Lifetime limited warranty.

### Molded Grip Handles

- Slip Proof, ergonomic molded grips and half handles for increased comfort and reduce fatigue.
- Location of handle ridge allows the user to "choke up" for greater control.

### Dipped Grip Handles

- Double layered vinyl handles for comfort and slip resistance
- Reduced handle size for easy storage in pouches and bags

CAT. NO.	UPC NO.	DESCRIPTION	OVERALL	
			LENGTH	WEIGHT
KP1022	02155	Terminal Crimping Tool with molded grip	9-1/2 " (241 MM)	1.05 lbs (.48 kg)
KP1022D	10633	Terminal Crimping Tool with dipped grip	9-1/2 " (241MM)	1.05 lbs (.48 kg)

## High Leverage Cable Cutters



- High leverage design provides greater cutting power, reducing fatigue.
- Heavy duty, forged, heat treated steel for greater strength and long life of the tool.
- Precision ground, beveled, shear action blades cut cable cleanly each time.
- Exceeds ASME/ANSI specifications.
- Note: This is not an insulated tool.
- Lifetime limited warranty.

### Molded Grip Handles

- Slip Proof, ergonomic molded grips and half handles for increased comfort and reduce fatigue.
- Location of handle ridge allows the user to "choke up" for greater control.

### Dipped Grip Handles

- PVC dipped for assured grip
- Reduced handle size for easy storage in pouches and bags

CAT. NO.	UPC NO.	DESCRIPTION	SPECIFICATIONS			
			COPPER	ALUM.	COMM CABLE	OVERALL LENGTH WEIGHT
727	31291	Cable Cutter/Dipped Grip	2/0	2/0	100 Pair	9-1/4" 1lbs (0.45 kg)
727M	12629	Cable Cutter/Molded Grip	2/0	2/0	100 Pair	9-1/4" 1lbs (0.45 kg)

## Ratchet Cable Cutters



45206



45207

- Simple, one-hand operation
- Exclusive two-speed ratcheting mechanism adjusts for light/heavy cutting
- Well-suited for tight working spaces
- Blades can be opened mid-cycle
- Cushioned handles for comfort and assured grip.

### SPECIFICATIONS

#### 45206

**Maximum Capacity\*** **Copper:** 600 kcmil (MCM) (300 mm<sup>2</sup>)  
**Aluminum:** 600 kcmil (MCM) (300 mm<sup>2</sup>)  
**Communications Cable:** 1-3/8" (35 mm) dia.

**Weight:** 1.5 lbs./7 kg

#### 45207

**Maximum Capacity\*** **Copper:** 750 kcmil (MCM) (400 mm<sup>2</sup>)  
**Aluminum:** 1000 kcmil (MCM) (500 mm<sup>2</sup>)  
**Communications Cable:** 2" (51 mm) dia.

**Weight:** 2.4 lbs./1.1 kg

CAT. NO.	UPC NO.	DESCRIPTION
45206	45206	Ratchet Cable Cutter
45207	45207	Ratchet Cable Cutter
<b>R</b> 45218	45218	Movable Blade (45206 & 45206I)
<b>R</b> 45212	45212	Fixed Blade and Handle (45206)
<b>R</b> 12526	12526	Fixed Blade and Handle (45206I)
<b>R</b> 45211	45211	Movable Blade (45207 & 45207I)
<b>R</b> 45228	45228	Fixed Blade and Handle (45207)
<b>R</b> 05883	05883	Fixed Blade and Handle (45207I)

## Compact Ratchet Cable Cutters



759



760

- Simple, one-hand operation.
- Compact – convenient for working in tight places and stores easily in tool pouches.
- Single-speed ratchet mechanism.
- Blade release allows blades to be opened in mid-cut.
- Heavy-duty blades provide long life.

### SPECIFICATIONS

#### 759

**Maximum Capacity\*** **Copper:** 500 kcmil (MCM) (240 mm<sup>2</sup>)  
**Aluminum:** 750 kcmil (MCM) (400 mm<sup>2</sup>)  
**Communications Cable:** 1-1/8" dia. (28 mm<sup>2</sup>).

**Weight:** 1.4 lbs./0.6 kg

#### 760

**Maximum Capacity\*** **Copper:** 1000 kcmil (MCM) (500 mm<sup>2</sup>)  
**Aluminum:** 1000 kcmil (MCM) (500 mm<sup>2</sup>)  
**Communications Cable:** 1-3/4" dia. (42 mm<sup>2</sup>)

**Weight:** 1.75 lbs./0.8 kg

CAT. NO.	UPC NO.	DESCRIPTION
759	45277	Compact Ratchet Cable Cutter
760	17600	Compact Ratchet Cable Cutter
<b>R</b> 45282	45282	Movable Blade (759)
<b>R</b> 45281	45281	Fixed Blade (759)
<b>R</b> 09908	09908	Movable Blade (760)
<b>R</b> 09907	09907	Fixed Blade (760)
<b>R</b> 45297	45297	Handle Spring

\*Capacity may be less for compact and compressed cables

# WIRE STRIPPING TOOLS

## Pro Wire Strippers

NEW PRODUCT



1950A



1955A



1956A

- Strips both solid and stranded wires.
- Precision ground blades ensure consistent stripping and cutting.
- Ergonomically designed, extra long handles for superior comfort and assured grip.
- Heat treated for strength with black oxide finish for rust resistance.
- Serrated nose pliers for bending, pulling, and shaping wire.
- Lock tab protects cutting edges during storage.
- Cleanly cuts #6-32 and #8-32 screws.
- Note: this is not an insulated tool.
- Lifetime limited warranty.

CAT. NO.	UPC NO.	DESCRIPTION	CAP (AWG)	
			SOLID	STRANDED
N 1950A	06852	Pro Stripper 10-18 AWG	10-18	12-20
N 1955A	06857	Pro Plus Wire Stripper, 10-18 AWG	10-18	12-20
N 1956A	10300	Pro Plus Stripper 8-16 AWG	6-14	8-16

## Wire Stripper/Cutters

NEW PRODUCT



1916A



1917A

- Strips both solid and stranded wires.
- Precision ground blades ensure consistent stripping and cutting.
- Double dipped grips for superior comfort and assured grip.
- Heat treated for strength with black oxide finish for rust resistance.
- Serrated nose pliers for bending, pulling, and shaping wire.
- Lock tab protects cutting edges during storage.
- Cleanly cuts #6-32 and #8-32 screws.
- Note: this is not an insulated tool.
- Lifetime limited warranty.

CAT. NO.	UPC NO.	DESCRIPTION	CAP (AWG)	
			SOLID	STRANDED
N 1916A	31891	Wire Stripper	10-20	12-22
N 1917A	31890	Wire Stripper	16-26	18-28

## Stripping/Crimping Combination Tool

**NEW PRODUCT**



1927A

- Easily strip both solid and stranded wires, crimp terminals, cut screws and wire.
- Precision ground blades ensure consistent stripping and cutting.
- Double dipped ergonomic grips for superior comfort and assured grip.
- Heat treated for strength with black oxide finish for rust resistance.
- Narrow, serrated nose pliers for bending, pulling, and shaping wire.
- Lock tab protects cutting edges during storage.
- Cleanly cuts #4-40, #5-40, #6-32 and #8-32, #10-24, #10-32 screws.
- Crimps 10-22 AWG insulated and non-insulated terminals, splices and lugs.
- Note: this is not an insulated tool.
- Lifetime limited warranty.

CAT. NO.	UPC NO.	DESCRIPTION	CAP. AWG
1927A	06851	Stripping/Crimping Combination Tool	10-22 solid and stranded

## Crimping/Stripping Combination Tool

**NEW PRODUCT**



1923A

- Easily strip both solid and stranded wires, crimp terminals, cut screws and wire.
- Precision ground blades ensure consistent stripping and cutting.
- Double dipped grips for superior comfort and assured grip.
- Heat treated for strength with black oxide finish for rust resistance.
- Cleanly cuts and strips 10–22 AWG wire.
- 2 wire cutters: middle cuts copper, tip also cuts hardened wire.
- Cleanly cuts #4-40, #6-32 and #8-32, #10-24, #10-32 screws.
- Crimps 10-22 AWG insulated and non-insulated terminals, splices and lugs.
- Splices and terminates 7mm and 8mm ignition terminals.
- Note: this is not an insulated tool.
- Lifetime limited warranty.

CAT. NO.	UPC NO.	DESCRIPTION	CAP. AWG	
			SOLID	STRANDED
<b>N</b> 1923A	06850	Crimping/Stripping Combination Tool	8–18	10–22

## Multi-Cable Cutter



1969



- Cuts solid/stranded wire, coaxial cable and multi-conductor cable.
- Heavy-duty, curved, precision ground blades for clean cuts.
- Double dipped ergonomic grips for superior comfort and assured grip.
- Heat treated for strength with black oxide finish for rust resistance.
- Anvil cutter for solid/stranded wires up to 8 AWG.
- Cuts Coaxial cable up to RG6 Quad, multi-conductor cable up to 1/2" diameter.
- Cleanly cuts #6-32 and #8-32 screws
- Note: This is not an insulated tool.
- Lifetime limited warranty.

CAT. NO.	UPC NO.	DESCRIPTION
1969	23948	Multi-Cable Cutter

## Automatic Wire Stripper



- Production grade wire stripper strips insulation from most smaller gauge wire.
- Strips up to 7/8" (22.2 mm) length.
- Strips PVC and THHN insulation.
- For use with solid and stranded wire.
- Note: This is not an insulated tool.

CAT. NO.	UPC NO.	DESCRIPTION	CAP. AWG
1935	37600	Automatic Wire Stripper	10-22 solid and stranded

## Kwik Stripper® Wire Stripper



- Strips and cuts flat and round cable.
- Self-adjusts to different wire gauges.
- Laminated steel blades minimize the risk of nicking conductors.
- Front entry jaws have an adjustable strip length guide.
- Lightweight reinforced nylon is chemical and corrosion resistant.
- Note: This is not an insulated tool.

CAT. NO.	UPC NO.	DESCRIPTION	CAP. AWG
45000	45000	Kwik Stripper Wire Stripper	10-34 solid and stranded
 20243	20243	Blade Cassette	

## NM Cable Ripper



- Slits outer jacket of Romex® 10/2, 12/2, 14/2 and other non-metallic (NM) sheathed cable.
- Wire gauge on handle for identifying #6 to #14 AWG.
- Corrosion-resistant zinc plating.
- Side-entry design for end or mid-run slitting of jacket.
- Note: This is not an insulated tool.

CAT. NO.	UPC NO.	DESCRIPTION	OVERALL LENGTH
0252-11	56300	NM Cable Ripper	3-5/8" (9.2 cm)

# SCREWDRIVERS

## 7-Piece Screwdriver Set



0153-02C

- Heavy-duty construction for longer life.
- Handle marked for easy identification of screwdriver size, type and length.
- Precision-machined tips for accurate fastener contact.
- Strong, durable black phosphate tips prevent chipping of plating.
- High-grade, rust resistant, chrome-plated finish.
- Cushion grip handle for extra comfort and torque.
- Exceeds ASME/ANSI specifications.
- Lifetime limited warranty.
- Note: This is not an insulated tool.
- Contains: 3/16" x 4" Cabinet, 3/16" x 6" Cabinet, 1/4" x 4" Keystone, 1/4" x 4" Cabinet, 5/16" x 6" Keystone, #1 x 3" Phillips & #2 x 4" Phillips

CAT. NO.	UPC NO.	DESCRIPTION	WEIGHT
0153-02C	54661	7-Piece Screwdriver Set	1.63 lbs. (.74- kg)

## 5-Piece Screwdriver Set



0153-01C

- Heavy-duty construction for longer life.
- Handle marked for easy identification of screwdriver size, type and length.
- Precision-machined tips for accurate fastener contact.
- Strong, durable black phosphate tips prevent chipping of plating.
- High-grade, rust resistant, chrome-plated finish.
- Cushion grip handle for extra comfort and torque.
- Exceeds ASME/ANSI specifications.
- Lifetime limited warranty.
- Note: This is not an insulated tool.
- Contains: 3/16" x 6" Cabinet, 1/4" x 4" Keystone, 1/4" x 6" Cabinet, 5/16" x 6" Keystone & #2 x 4" Phillips

CAT. NO.	UPC NO.	DESCRIPTION	WEIGHT
0153-01C	56303	5-Piece Screwdriver Set	1.38 lbs. (.63 kg)
0153-01C-CP	95930	5-Piece Screwdriver Set Counter Pack (Qty 5)	1.38 lbs. (.63 kg)

## Mini Screwdriver Set



0153-03C

- Precision machined tips for exact fastener fit.
- Strong durable black phosphate tips to prevent chipping or plating.
- Handle marked for easy identification of screwdriver size and type.
- Cushion grip handle for extra comfort and no slipping.
- Designed to meet ASME/ANSI specifications.
- Lifetime limited warranty.
- Note: This is not an insulated tool.

CAT. NO.	UPC NO.	DESCRIPTION	WEIGHT
0153-03C	13438	4-Piece Mini Screwdriver Set (Round Shank): Sizes #0 Phillips, 1/16" Keystone, 3/32" Cabinet & 1/8" Cabinet	.16 lbs. (.08 kg)

## 9-In-1 Multi-Tool Driver



0153-43C

- Versatile multi-bit screwdriver, 9 tools in one.
- Drive hex nuts, Phillips, Square-recess and slotted fasteners.
- High-grade, rust resistant, chrome-plated finish.
- Precision machined, hardened steel bits.
- Cushion grip handle for extra comfort and torque.
- Lifetime limited warranty.
- Note: This is not an insulated tool.

CAT. NO.	UPC NO.	DESCRIPTION	WEIGHT
0153-43C	13490	9-In-1 Multi-tool, Contains bits: #1 & #2 Phillips, #1 & #2 Square Recess and 3/16" & 1/4" Flat Tip, 1/4", 5/16" & 3/8" Hex	.45 lbs.
9953-15	10628	Replacement bits 9-In-1	—

## 6-In-1 Multi-Tool



0153-42C

- Versatile multi-bit screwdriver, 6 tools in one.
- Precision machined, hardened steel bits.
- High-grade, rust resistant, chrome-plated finish.
- Cushion grip handle for extra comfort and torque.
- Lifetime limited warranty.
- Note: This is not an insulated tool.

CAT. NO.	UPC NO.	DESCRIPTION	WEIGHT
0353-41C	89218	6-In-1 Multi-tool, Contains: #1 & #2 Square Recess, 6mm Flat-Tip & #2 Phillips and 1/4" & 5/16" Hex.	.42 lbs
0153-42C	56308	6-In-1 Multi-tool, Contains: 3/16" & 1/4" Flat-Tip, #1 & #2 Phillips and 5/16 & 1/4" Hex	.42 lbs
9953-13	56310	Replacement bits – 3/16" & 1/4" Flat-tip and #1 & #2 Phillips	—
9953-14	89219	Replacement bits – #1 & #2 Square Recess and 6mm Flat Tip & #2 Phillips	—

## 8" Striking Tool/Screwdriver



- 5/16" x 8" slotted screwdriver with shaft extending through the handle to ensure durability when striking with a hammer.
- 8" square shaft is heat treated for strength and durability and black oxide coating at the tip helps prevent cam-out when in use.
- Square shank allows for use of wrench or pliers for added torque.
- Hardened plastic handle with a metal cap at the end of the screwdriver ensures durability when using a hammer.
- Exceeds ASME/ANSI specifications.

CAT. NO.	UPC NO.	DESCRIPTION	WEIGHT
UT153-18	89913	Striking Tool / Screwdriver	.56 lbs.



## Heavy-Duty Keystone Tip Screwdriver



0153-14C



- Square shank allows use of wrench or pliers for added torque.
- Handle marked for easy identification of screwdriver size, type and length.
- Rugged keystone tip for additional strength.
- Precision-machined tips for accurate fastener contact.
- Strong, durable black phosphate tips prevent chipping of plating.
- Cushion grip handle for extra comfort and torque.
- Exceeds ASME/ANSI specifications.
- Lifetime limited warranty.
- Note: This is not an insulated tool.

CAT. NO.	UPC NO.	DESCRIPTION: HEAVY DUTY KEYSTONE TIP	WEIGHT
0153-11C	54644	Square Shank 1/4" x 4" Flat Blade Screwdriver	.25 lbs
0153-12C	54645	Square Shank 1/4" x 6" Flat Blade Screwdriver	.30 lbs
0153-13C	54646	Square Shank 1/4" x 8" Flat Blade Screwdriver	.35 lbs
0153-14C	54647	Square Shank 1/4" x 10" Flat Blade Screwdriver	.40 lbs
0153-15C	56304	Square Shank 5/16" x 6" Flat Blade Screwdriver	.40 lbs
0153-16C	56305	Square Shank 3/8" x 8" Flat Blade Screwdriver	.55 lbs

## Heavy-Duty Cabinet Tip Screwdriver



0153-21C



- Narrow cabinet tip for limited access applications.
- Handle marked for easy identification of screwdriver size, type and length.
- Precision-machined tips for accurate fastener contact.
- Strong, durable black phosphate tips prevent chipping of plating.
- Cushion grip handle for extra comfort and torque.
- Exceeds ASME/ANSI specifications.
- Lifetime limited warranty.
- Note: This is not an insulated tool.

CAT. NO.	UPC NO.	DESCRIPTION: HEAVY DUTY CABINET TIP	WEIGHT
0153-21C	54652	Round Shank 3/16" x 4" Flat Blade Screwdriver	.15 lbs
0153-22C	54653	Round Shank 3/16" x 6" Flat Blade Screwdriver	.18 lbs
0153-23C	54654	Round Shank 3/16" x 8" Flat Blade Screwdriver	.20 lbs
0153-24C	54655	Round Shank 3/16" x 10" Flat Blade Screwdriver	.22 lbs
0153-25C	54649	Round Shank 1/4" x 4" Flat Blade Screwdriver	.25 lbs
0153-26C	54650	Round Shank 1/4" x 6" Flat Blade Screwdriver	.30 lbs
0153-27C	54651	Round Shank 1/4" x 8" Flat Blade Screwdriver	.35 lbs

## Stubby Screwdriver



0153-32C



0153-28C



- Precision-machined tips for exact fit.
- Handle marked for easy identification of screwdriver size, type and length.
- Strong, durable black phosphate tips prevent chipping of plating.
- Cushion grip handle for extra comfort and torque.
- Exceeds ASME/ANSI specifications.
- Lifetime limited warranty.
- Note: This is not an insulated tool.

CAT. NO.	UPC NO.	DESCRIPTION:	WEIGHT
0153-04C	13491	Stubby 2PC Screwdriver Set	.20 lbs
0153-28C	54648	Round Shank 1/4" x 1-1/2" Flat Blade Screwdriver	.10 lbs
0153-32C	54657	Heavy Duty Phillips Tip #2 x 1-1/2" Screwdriver	.10 lbs

## Heavy-Duty Phillips Tip Screwdriver



0153-33C



- Precision-machined tips for exact fit.
- Handle marked for easy identification of screwdriver size, type and length.
- Strong, durable black phosphate tips prevent chipping of plating.
- Cushion grip handle for extra comfort and torque.
- Exceeds ASME/ANSI specifications.
- Lifetime limited warranty.
- Note: This is not an insulated tool.

CAT. NO.	UPC NO.	DESCRIPTION	WEIGHT
0153-31C	54656	Heavy Duty Phillips Tip #1 x 3" Screwdriver	.15 lbs
0153-33C	54658	Heavy Duty Phillips Tip #2 x 4" Screwdriver	.25 lbs
0153-34C	54659	Heavy Duty Phillips Tip #2 x 6" Screwdriver	.30 lbs
0153-35C	54660	Heavy Duty Phillips Tip #3 x 6" Screwdriver	.35 lbs
0153-36C	89213	Heavy Duty Phillips Tip #2 x 10" Screwdriver	.40 lbs

## Heavy-Duty Crank Action Screwdriver



0153-51C



- Rotary action allows for fast & convenient insertion of fasteners.
- Precision-machined tips for exact fit.
- Handle marked for easy identification of screwdriver size type and length.
- Strong, durable black phosphate tips prevent chipping of plating.
- Cushion grip handle for extra comfort and torque.
- Lifetime limited warranty.
- Note: This is not an insulated tool.

CAT. NO.	UPC NO.	DESCRIPTION	WEIGHT
0153-51C	89211	Cabinet Tip 3/16" x 6" Flat Blade Screwdriver	.16 lbs
0153-52C	89212	Cabinet Tip 1/4" x 6" Flat Blade Screwdriver	.25 lbs
0153-53C	89209	Phillips Tip #1 x 6" Screwdriver	.17 lbs
0153-54C	89210	Phillips Tip #2 x 6" Screwdriver	.25 lbs
0353-52C	89220	Square-Recess Tip Driver - #1 x 6"	.25 lbs
0353-53C	89221	Square-Recess Tip Driver - #2 x 6"	.25 lbs

## Screw-Holding Screwdriver



0453-15C



- The industry's finest screw-holding device, available for either slotted or Phillips screws.
- Easily holds screw in place when installing in hard-to-reach locations.
- Precision tip for accurate fastener fit.
- Heavy-duty construction for longer life.
- Cushion grip handle for extra comfort and torque.
- Handle marked for easy identification of screwdriver size and type.
- Lifetime limited warranty.
- Note: This is not an insulated tool.

CAT. NO.	UPC NO.	DESCRIPTION:	WEIGHT
0453-11C	56311	Screw-holding Screwdriver 3/32" x 5"	.10 lbs
0453-12C	56312	Screw-holding Screwdriver 1/8" x 5"	.16 lbs
0453-13C	56313	Screw-holding Screwdriver 5/32" x 5"	.16 lbs
0453-14C	56314	Screw-holding Screwdriver 3/16" x 6"	.16 lbs
0453-15C	56315	Screw-holding Screwdriver 1/4" x 7"	.30 lbs
0453-16C	56316	Screw-holding Screwdriver Phillips Tip #0 x 5"	.10 lbs
0453-17C	56317	Screw-holding Screwdriver Phillips Tip #1 x 5"	.16 lbs
0453-18C	56318	Screw-holding Screwdriver Phillips Tip #2 x 7"	.30 lbs

## 4-Piece Square-Recess Tip Driver Set



- Precision tip for accurate fastener fit.
- Handle marked and color coded for easy identification of screwdriver size and type.
- Heavy-duty construction for longer life.
- High-grade, rust resistant, chrome-plated finish.
- Cushion grip handle for extra comfort and torque.
- Exceeds ASME/ANSI specifications.
- Lifetime limited warranty.
- Note: This is not an insulated tool.

CAT. NO.	UPC NO.	DESCRIPTION	WEIGHT
0353-01C	54695	4-Piece Square-Recess Tip Driver Set, Contains - #0 x 4", #1 x 4", #2 x 4", & #3 x 4"	1.0 lbs

## Square-Recess Tip Drivers



- Precision tip for accurate fastener fit.
- Handle marked and color coded for easy identification of screwdriver size and type.
- Heavy-duty construction for longer life.
- High-grade, rust resistant, chrome-plated finish.
- Cushion grip handle for extra comfort and torque.
- Exceeds ASME/ANSI specifications.
- Lifetime limited warranty.
- Note: This is not an insulated tool.

CAT. NO.	UPC NO.	DESCRIPTION	WEIGHT
0353-11C	54688	Square-Recess Tip Driver - #0 x 4"	.20 lbs
0353-12C	54689	Square-Recess Tip Driver - #1 x 4"	.20 lbs
0353-13C	54691	Square-Recess Tip Driver - #2 x 4"	.30 lbs
0353-14C	54693	Square-Recess Tip Driver - #3 x 4"	.30 lbs
0353-21C	89214	Square-Recess Tip Driver - #0 x 8"	.40 lbs
0353-22C	89215	Square-Recess Tip Driver - #1 x 8"	.40 lbs
0353-23C	89216	Square-Recess Tip Driver - #2 x 8"	.40 lbs
0353-24C	89217	Square-Recess Tip Driver - #3 x 8"	.40 lbs

## Stubby Square-Recess Tip Driver



- Precision tip for accurate fastener fit.
- Handle marked and color coded for easy identification of screwdriver size and type.
- Heavy-duty construction for longer life.
- High-grade, rust resistant, chrome-plated finish.
- Cushion grip handle for extra comfort and torque.
- Exceeds ASME/ANSI specifications.
- Lifetime limited warranty.
- Note: This is not an insulated tool.

CAT. NO.	UPC NO.	DESCRIPTION	WEIGHT
0353-02C	89222	2-Piece Square-Recess Tip Stubby Driver Set, Contains - #1 & #2	.22 lbs
0353-32C	89223	Square-Recess Tip Driver - #1 x 1-1/2"	.11 lbs
0353-33C	89224	Square-Recess Tip Driver - #2 x 1-1/2"	.11 lbs

## Conduit Reaming Screwdriver



- Deburs ID and OD of 1/2", 3/4" and 1" thin wall conduit.
- Handle marked for easy identification.
- Hardened blade for longer life.
- Hooded, flat tip driver used to fasten EMT fittings.
- Cushion grip handle for extra comfort and torque.
- Replaceable blade.
- Lifetime limited warranty.
- Note: This is not an insulated tool.

CAT. NO.	UPC NO.	DESCRIPTION	WEIGHT
9753-11C	54696	Conduit Reaming Screwdriver	.49 lbs
9953-11	56319	Replacement blade, Conduit Reaming Screwdriver	—

## Scratch Awl



- Integrated steel endcap for durability and long life.
- Heavy-duty construction for piercing and scribing.
- High-grade, rust resistant, chrome-plated finish.
- Cushion grip handle for extra comfort and torque.
- Lifetime limited warranty.
- Note: This is not an insulated tool.

CAT. NO.	UPC NO.	DESCRIPTION	WEIGHT
9753-12C	54697	Scratch Awl 3"	.22 lbs

## Bottle Opener



- Heavy-duty construction to handle any size job.
- High-grade, stainless steel for repeated use.
- Cushion grip handle for extra comfort and torque.
- Handle marked for easy identification.

CAT. NO.	UPC NO.	DESCRIPTION	WEIGHT
9753-13C	89249	Bottle Opener	.22 lbs

**N** = NEW PRODUCT

**R** = REPLACEMENT PART

**A** = ACCESSORY

**B** = BARE TOOL



# NUT DRIVERS

## 7-Piece Nut Driver Set



0253-01C



- Rugged hollow shaft for screw clearance.
- Heavy-duty construction for longer life.
- Handle and shaft marked for easy identification of nut driver size.
- Precision 6-point sockets for accurate fastener fit.
- High-grade, rust resistant, chrome-plated finish.
- Cushion grip handle for extra comfort and torque.
- Exceeds ASME/ANSI specifications.
- Lifetime limited warranty.
- Note: This is not an insulated tool.

### FRACTIONAL KIT

CAT. NO.	UPC NO.	DESCRIPTION	WEIGHT
0253-01C	54671	7-Piece Nut Driver Set (3" Shank): Sizes 3/16", 1/4", 5/16", 11/32", 3/8", 7/16" & 1/2"	1.65 lbs

### METRIC KIT

CAT. NO.	UPC NO.	DESCRIPTION	WEIGHT
0253-02C	89225	7-Piece Nut Driver Set (75mm Shank): Sizes 5mm, 5.5mm, 6mm, 7mm, 8mm, 9mm & 10mm	1.65 lbs

## 2-Piece Stubby Nut Driver Set



0253-05-S

- Rugged hollow shaft for screw clearance.
- Precision 6-point sockets for accurate fastener fit.
- Handles marked for easy identification of nut driver size.
- High-grade, rust resistant, chrome-plated finish.
- Cushion grip handle for extra comfort and torque.
- Exceeds ASME/ANSI specifications.
- Each nut driver is 3-3/4" in length.
- Lifetime limited warranty.
- Note: This is not an insulated tool.

CAT. NO.	UPC NO.	DESCRIPTION	WEIGHT
0253-05-S	13520	2-Piece Stubby Nut Driver Set (1-1/2" Shank): Sizes 1/4" & 5/16"	.26 lbs

## Heavy-Duty Nut Drivers



0253-16C

- Rugged hollow shaft for bolt clearance.
- Heavy-duty construction for longer life.
- Handle color marked for easy identification of nut driver size.
- Precision 6-point sockets for accurate fastener fit.
- High-grade, rust resistant, chrome-plated finish.
- Cushion grip handle for extra comfort and torque.
- Exceeds ASME/ANSI specifications.
- Lifetime limited warranty.
- Note: This is not an insulated tool.

### FRACTIONAL SIZES 3" SHAFT

CAT. NO.	UPC NO.	DESCRIPTION	WEIGHT
0253-11C	54664	Heavy-Duty Nut Driver 3/16" x 3"	.20 lbs
0253-12C	54665	Heavy-Duty Nut Driver 1/4" x 3"	.20 lbs
0253-13C	54666	Heavy-Duty Nut Driver 5/16" x 3"	.20 lbs
0253-14C	54667	Heavy-Duty Nut Driver 11/32" x 3"	.20 lbs
0253-15C	54668	Heavy-Duty Nut Driver 3/8" x 3"	.20 lbs
0253-16C	54669	Heavy-Duty Nut Driver 7/16" x 3"	.25 lbs
0253-17C	54670	Heavy-Duty Nut Driver 1/2" x 3"	.33 lbs



### METRIC SIZES 75 MM SHAFT

CAT. NO.	UPC NO.	DESCRIPTION	WEIGHT
0253-33C	89228	Heavy-Duty Nut Driver 5mm x 75mm	.20 lbs
0253-34C	89229	Heavy-Duty Nut Driver 5.5mm x 75mm	.20 lbs
0253-35C	89230	Heavy-Duty Nut Driver 6.0mm x 75mm	.20 lbs
0253-36C	89231	Heavy-Duty Nut Driver 7.0mm x 75mm	.20 lbs
0253-37C	89232	Heavy-Duty Nut Driver 8.0mm x 75mm	.20 lbs
0253-38C	89233	Heavy-Duty Nut Driver 9.0mm x 75mm	.20 lbs
0253-39C	89234	Heavy-Duty Nut Driver 10.0mm x 75mm	.20 lbs
0253-41C	89235	Heavy-Duty Nut Driver 11.0mm x 75mm	.20 lbs
0253-42C	89236	Heavy-Duty Nut Driver 12.0mm x 75mm	.33lbs
0253-43C	89237	Heavy-Duty Nut Driver 13.0mm x 75mm	.33 lbs

## 2-Piece Nut Holding Driver Set



0253-06NH-6



- Precision tapered socket holds nut for one-handed operation.
- Patent pending non-magnetic design will not pick up metal chips.
- Rugged 6" hollow shank for screw clearance.
- Handle marked and color coded for easy identification of nut driver size.
- High-grade, rust resistant, chrome-plated finish.
- Cushion grip handle for extra comfort and torque.
- Exceeds ASME/ANSI specifications.
- Lifetime limited warranty.
- Note: This is not an insulated tool.

CAT. NO.	UPC NO.	DESCRIPTION	WEIGHT
0253-06NH-6	10629	2-piece Nut Holding Driver Set (6" shaft) sizes: 1/4" and 5/16" Hex	.60 lbs

## 7-Piece Nut Holding Driver Set



- Precision tapered socket holds nut for one-handed operation.
- Patent pending non-magnetic design will not pick up metal chips.
- Rugged 6" hollow shaft for screw clearance.
- Handles color-coded and marked for easy identification.
- Cushion grip handle for extra comfort and torque.
- High-grade rust resistant, chrome-plated finish.
- Heavy-duty construction for longer life.
- Designed to exceed ASME/ANSI torque requirements.
- Lifetime Limited Warranty.

CAT. NO.	UPC NO.	DESCRIPTION	WEIGHT
<b>N</b> 0253-01NH-6	13417	7-Piece Nut Holding Driver Set (6" Shank): Hex Sizes 3/16", 1/4", 5/16", 11/32", 3/8", 7/16", 1/2"	2.2

## Nut Holding Nut Drivers



- Precision tapered socket holds nut for one-handed operation.
- Patent pending non-magnetic design will not pick up metal chips.
- Rugged 6" hollow shaft for screw clearance.
- Handles color-coded and marked for easy identification.
- Cushion grip handle for extra comfort and torque.
- High-grade rust resistant, chrome-plated finish.
- Heavy-duty construction for longer life.
- Designed to exceed ASME/ANSI torque requirements.
- Lifetime Limited Warranty.
- Note: This is not an insulated tool.

CAT. NO.	UPC NO.	DESCRIPTION	WEIGHT
0253-11NH-6	13418	Nut Holding Nut Driver, 3/16" X 6"	.29 lbs
0253-12NH-6	13419	Nut Holding Nut Driver, 1/4" X 6"	.29 lbs
0253-13NH-6	13420	Nut Holding Nut Driver, 5/16" X 6"	.31 lbs
0253-14NH-6	13421	Nut Holding Nut Driver, 11/32" X 6"	.31 lbs
0253-15NH-6	13422	Nut Holding Nut Driver, 3/8" X 6"	.33 lbs
0253-16NH-6	13423	Nut Holding Nut Driver, 7/16" X 6"	.33 lbs
0253-17NH-6	13424	Nut Holding Nut Driver, 1/2" X 6"	.38 lbs

# ADJUSTABLE & RATCHETING WRENCHES

## Composite Handle Adjustable Wrench



0154-10C

- Patented lightweight ergonomic design reduces user fatigue.
- Precision-machined to tight tolerances for professional feel and smooth operation.
- Wide capacity jaw design provides extra versatility.
- Measuring scale on head for easy sizing.
- Corrosion-resistant finish.
- Exceeds ASME/ANSI specifications.
- Lifetime limited warranty.
- Note: This is not an insulated tool.

CAT. NO.	UPC NO.	DESCRIPTION	WEIGHT
0154-08C	56320	Adjustable Wrench Composite Handle 8"	.66 lbs
0154-10C	56321	Adjustable Wrench Composite Handle 10"	1.03 lbs
0154-12C	56322	Adjustable Wrench Composite Handle 12"	1.36 lbs

## Dipped Handle Adjustable Wrench



0154-10D

- Heavy-duty construction to handle any size job.
- Double-dipped vinyl handle for user comfort and slip resistance.
- Precision-machined to tight tolerances for professional feel and smooth operation.
- Wide capacity jaw design provides extra versatility.
- Measuring scale on head for easy sizing.
- Corrosion – resistant finish.
- Exceeds ASME/ANSI specifications.
- Lifetime limited warranty.
- Note: This is not an insulated tool.

CAT. NO.	UPC NO.	DESCRIPTION	WEIGHT
0154-06D	89275	Adjustable Wrench Dipped Handle 6"	.35lbs
0154-08D	89291	Adjustable Wrench Dipped Handle 8"	.8 lbs
0154-10D	89292	Adjustable Wrench Dipped Handle 10"	1.17 lbs
0154-12D	89293	Adjustable Wrench Dipped Handle 12"	1.9 lbs

## Adjustable Wrench



0154-10

- Heavy-duty construction to handle any size job.
- Precision-machined to tight tolerances for professional feel and smooth operation.
- Wide capacity jaw design provides extra versatility.
- Measuring scale on head for easy sizing.
- Corrosion-resistant finish.
- Exceeds ASME/ANSI specifications.
- Lifetime limited warranty.
- Note: This is not an insulated tool.

CAT. NO.	UPC NO.	DESCRIPTION	WEIGHT
0154-06	89276	Adjustable Wrench 6"	.35 lbs
0154-08	55483	Adjustable Wrench 8"	.8 lbs
0154-10	55484	Adjustable Wrench 10"	1.17 lbs
0154-12	55485	Adjustable Wrench 12"	1.9 lbs



**N** = NEW PRODUCT

**R** = REPLACEMENT PART

**A** = ACCESSORY

**B** = BARE TOOL



## 7-Piece Combination Ratcheting Wrench Set - Fractional



- Compact reversible switch allows a 15° offset of the box end for clearance of obstacles.
- “Five-degree” ratcheting design for versatility and ease of use in tight spaces.
- Polished chrome finish for superior corrosion resistance.
- Precision heads for accurate fastener fit.
- Hardened for durability and longer life.
- Exceeds ASME/ANSI specifications.
- Lifetime limited warranty.
- Note: This is not an insulated tool.

CAT. NO.	UPC NO.	DESCRIPTION	WEIGHT
0354-01	55501	7-Piece Combination Ratcheting Wrench Set: Contains - Sizes 1/4", 5/16", 3/8", 7/16", 1/2", 9/16" & 5/8"	1.25 lbs

## Combination Ratcheting Wrenches - Fractional



- Compact reversible switch allows a 15° offset of the box end for clearance of obstacles.
- “Five-degree” ratcheting design for versatility and ease of use in tight spaces.
- Polished chrome finish for superior corrosion resistance.
- Precision heads for accurate fastener fit.
- Hardened for durability and longer life.
- Exceeds ASME/ANSI specifications.
- Lifetime limited warranty.
- Note: This is not an insulated tool.

CAT. NO.	UPC NO.	DESCRIPTION	WEIGHT
0354-11	55494	Combination Ratcheting Wrench 1/4"	.09 lbs
0354-12	55495	Combination Ratcheting Wrench 5/16"	.08 lbs
0354-13	55496	Combination Ratcheting Wrench 3/8"	.12 lbs
0354-14	55497	Combination Ratcheting Wrench 7/16"	.16 lbs
0354-15	55498	Combination Ratcheting Wrench 1/2"	.22 lbs
0354-16	55499	Combination Ratcheting Wrench 9/16"	.26 lbs
0354-17	55500	Combination Ratcheting Wrench 5/8"	.37 lbs
0354-18	89268	Combination Ratcheting Wrench 11/16"	.45 lbs
0354-19	89269	Combination Ratcheting Wrench 3/4"	.53 lbs
0354-20	89270	Combination Ratcheting Wrench 13/16"	.79 lbs
0354-21	89271	Combination Ratcheting Wrench 7/8"	.79 lbs
0354-22	89272	Combination Ratcheting Wrench 15/16"	1.1 lbs
0354-23	89273	Combination Ratcheting Wrench 1"	1.1 lbs
0354-24	13517	Combination Ratcheting Wrench 1-1/16"	1.44 lbs
0354-25	13518	Combination Ratcheting Wrench 1-1/8"	2.05 lbs
0354-26	13519	Combination Ratcheting Wrench 1-1/4"	2.05 lbs

**7-Piece Combination Ratcheting Wrench Set - Metric**



0354-02

- Compact reversible switch allows a 15° offset of the box end for clearance of obstacles.
- “Five-degree” ratcheting design for versatility and ease of use in tight spaces.
- Polished chrome finish for superior corrosion resistance.
- Precision heads for accurate fastener fit.
- Hardened for durability and longer life.
- Exceeds ASME/ANSI specifications.
- Lifetime limited warranty.
- Note: This is not an insulated tool.

CAT. NO.	UPC NO.	DESCRIPTION	WEIGHT
0354-02	89274	7-Piece Combination Ratcheting Wrench Set: Contains - Sizes 7, 9, 10, 11, 13, 14, and 15 mm	1.3 lbs

**Combination Ratcheting Wrenches - Metric**



0354-55

- Compact reversible switch allows a 15° offset of the box end for clearance of obstacles.
- “Five-degree” ratcheting design for versatility and ease of use in tight spaces.
- Polished chrome finish for superior corrosion resistance.
- Precision heads for accurate fastener fit.
- Hardened for durability and longer life.
- Exceeds ASME/ANSI specifications.
- Lifetime limited warranty.
- Note: This is not an insulated tool.

CAT. NO.	UPC NO.	DESCRIPTION	WEIGHT
0354-51	89277	Combination Ratcheting Wrench 6mm	.08 lbs
0354-52	89278	Combination Ratcheting Wrench 7mm	.09 lbs
0354-53	89279	Combination Ratcheting Wrench 8mm	.08 lbs
0354-54	89280	Combination Ratcheting Wrench 9mm	.10 lbs
0354-55	89281	Combination Ratcheting Wrench 10mm	.14 lbs
0354-56	89282	Combination Ratcheting Wrench 11mm	.16 lbs
0354-57	89283	Combination Ratcheting Wrench 12mm	.18 lbs
0354-58	89284	Combination Ratcheting Wrench 13mm	.22 lbs
0354-59	89285	Combination Ratcheting Wrench 14mm	.27 lbs
0354-60	89286	Combination Ratcheting Wrench 15mm	.31 lbs
0354-61	89287	Combination Ratcheting Wrench 16mm	.35 lbs
0354-62	89288	Combination Ratcheting Wrench 17mm	.44 lbs
0354-63	89289	Combination Ratcheting Wrench 18mm	.47 lbs
0354-64	89290	Combination Ratcheting Wrench 19mm	.57 lbs

# HEX KEYS

## T-Handle Hex Key Drivers

**NEW PRODUCT**



- 10 sizes available piece for convenience and versatility (including sizes 3/32", 7/64", 1/8", 9/64", 5/32", 3/16", 7/32", 1/4", 5/16", 3/8").
- 10 piece set includes all sizes listed above and convenient holder.
- Heat-treated and tempered for extra strength and durability.
- Exceeds ASME/ANSI specifications.
- Ergonomic molded grips for max torque & comfort.
- Ball end allows up to 30 degrees misalignment.
- Square-cut end for high torque applications.
- Lifetime limited warranty.
- Note: This is not an insulated tool.

CAT. NO.	UPC NO.	DESCRIPTION	WEIGHT
0254-40	13499	T-Handle Wrench Set, 10PC set	1.8 lbs
0254-42	13500	T-Handle Wrench, 3/32"	.06 lbs
0254-43	13501	T-Handle Wrench, 7/64"	.07 lbs
0254-44	13502	T-Handle Wrench, 1/8"	.07 lbs
0254-45	13503	T-Handle Wrench, 9/64"	.08 lbs
0254-46	13504	T-Handle Wrench, 5/32"	.11 lbs
0254-47	13505	T-Handle Wrench, 3/16"	.13 lbs
0254-48	13506	T-Handle Wrench, 7/32"	.16 lbs
0254-49	13507	T-Handle Wrench, 1/4"	.25 lbs
0254-50	89187	T-Handle Wrench, 5/16"	.33 lbs
0254-51	89197	T-Handle Wrench, 3/8"	.44 lbs

## 9-Piece Folding Hex-Key Set - Standard



- 9 piece set for convenience and versatility (including sizes 5/64", 3/32", 7/64", 1/8", 9/64", 5/32", 3/16", 7/32", 1/4").
- One-piece, powder-coated handle/case for corrosion resistance.
- Laser-etched sizes on case for easy identification.
- Heat-treated and tempered for extra strength and durability.
- Exceeds ASME/ANSI specifications.
- Lifetime limited warranty.
- Note: This is not an insulated tool.

CAT. NO.	UPC NO.	DESCRIPTION	WEIGHT
0254-11	56323	9-Piece Folding Hex-key Set: Sizes - 5/64", 3/32", 7/64", 1/8", 9/64", 5/32", 3/16", 7/32" & 1/4"	.48 lbs

## 9-Piece Folding Ball-End Hex-Key Set - Standard



0254-12



- 9 piece set for convenience and versatility (including sizes 5/64", 3/32", 7/64", 1/8", 9/64", 5/32", 3/16", 7/32", 1/4").
- Ball-end design allows for angled use up to 30 degrees.
- One-piece, powder-coated handle/case for corrosion resistance.
- Laser-etched sizes on case for easy identification.
- Heat-treated and tempered for extra strength and durability.
- Exceeds ASME/ANSI specifications.
- Lifetime limited warranty.
- Note: This is not an insulated tool.

CAT. NO.	UPC NO.	DESCRIPTION	WEIGHT
0254-12	55482	9-Piece Folding Ball-end Hex-key Set: Sizes - 5/64", 3/32", 7/64", 1/8", 9/64", 5/32", 3/16", 7/32" & 1/4"	.48 lbs

## 5-Piece Folding Hex-Key Set - Standard



0254-13



- 5 Piece Folding Set for convenience and versatility when stored in a pouch or a toolbox
- Each hex key is heat treated and tempered for extra strength and durability
- Sizes included: 3/16", 7/32", 1/4", 5/16", and 3/8"
- Powder coated case for corrosion resistance and long life
- Designed to exceed ASME/ANSI specifications
- Lifetime limited warranty.

CAT. NO.	UPC NO.	DESCRIPTION	WEIGHT
0254-13	56269	5 Piece Folding Set: Sizes included: 3/16", 7/32", 1/4", 5/16", and 3/8"	.75 lbs

## 9-Piece Folding Hex-Key Set - Metric



0254-31



- 9 piece set for convenience and versatility (including sizes 1.5, 2, 2.5, 3, 4, 5, 6, 8 and 10 mm).
- One-piece, powder-coated handle/case for corrosion resistance.
- Laser-etched sizes on case for easy identification.
- Heat-treated and tempered for extra strength and durability.
- Exceeds ASME/ANSI specifications.
- Lifetime limited warranty.
- Note: This is not an insulated tool.

CAT. NO.	UPC NO.	DESCRIPTION	WEIGHT
0254-31	89267	9-Piece Folding Hex-key Set: Sizes - 1.5, 2, 2.5, 3, 4, 5, 5.5, 6, and 7mm.	.51 lbs

# CUTTING TOOLS

## Professional Folding Utility Knives

**NEW PRODUCT**



- Quick change mechanism for easy blade removal.
- Heavy-duty handle.
- Back lock for additional safety.
- Blade Storage on tool.
- Not an insulated tool.

CAT. NO.	UPC NO.	DESCRIPTION	WEIGHT
0652-22	00041	Folding Utility Knife	.85 lbs
0652-23	00043	Folding Utility Knife, Heavy-Duty	.85 lbs

## Utility Knife



- Over-molded for secure, comfortable grip.
- Retractable three-position blade for safety and convenience.
- Easy front-loading design provides for quick blade change.
- Blade storage in pop-up holder.
- Packaged with three heavy-duty patented serrated blades (Cat # 9952-11).
- Note: This is not an insulated tool.

CAT. NO.	UPC NO.	DESCRIPTION	WEIGHT
0652-11	54729	Utility Knife with blades	.44 lbs
9952-11	56301	Blades for 0652-11 Utility Knife, 5 pack	—

## Professional Pocket Knives

**NEW PRODUCT**



SPECIFICATIONS	BLADE	BLADE LENGTH	BLADE SAFETY	HANDLE SIZE	HANDLE MATERIAL	SHEATH
<b>0652-24</b>	440C Stainless Steel	2.25" (57 mm)	Lock-back	3.50" (89mm)	Desert Ironwood with Stainless Bolsters and Belt Clip.	—
<b>0652-25</b>	Titanium Coated 440C Stainless Steel	2.25" (57 mm)	Lock-back	3.50" (89mm)	Anodized Aluminum with Reversible Belt Clip and Lanyard Hole	—
<b>0652-26</b>	440C Stainless Steel	2.25" (57 mm)	Lock-back	3.25" (82mm)	Rosewood with Stainless Bolsters and Swivel Ring	—
<b>0652-28</b>	440C Stainless Steel	2.63" (67 mm)	Lock-back	4.00" (101mm)	Rosewood with Swivel Ring	—
<b>0652-29</b>	440C Stainless Steel	3.00" (76mm)	—	7.80" (198mm)	Full-length Solid Tang with Rosewood Facing, Stainless Bolster and Lanyard Hole	Reinforced Nylon with Belt Loop

CAT. NO.	UPC NO.	DESCRIPTION
0652-24	00057	Drop Point Pocket Knife, Wood
0652-25	00058	Titanium-Coated Drop Point Pocket Knife, Aluminum
0652-26	00059	Coping Blade
0652-28	00061	Hawkbill Pocket Knife, Wood Handle
0652-29	00062	Hawkbill Fixed Blade with Sheath

## PowerBlade



- Innovative wire & cable stripping system.
- SOG® knife blade with bevel edge.
- Cryogenic heat treated blade increases strength to enable longer sharpness and chip resistance.
- Manufactured from AUS 8 stainless steel.
- Lightweight tool handle military-style Zytel plastic.
- Liner Lock Blade Release System to keep knife securely locked while in-use position.

CAT. NO.	DESCRIPTION	WEIGHT
PA6575	Powerblade	.35 lbs

## Keyhole/Jab Saw



- Integrated blade and handle design provides maximum strength.
- Ergonomic handle with non-slip grip.
- Hardened steel blade with clog-free teeth.
- Pointed tip easily punches through drywall for plunge cuts.
- Blade cuts on both push and pull strokes.
- Hole in handle may be used for lanyard or convenient storage.

CAT. NO.	UPC NO.	DESCRIPTION	WEIGHT
301A	23641	6" Keyhole Saw	.27 lbs

## Retractable Saw Set



- Cuts drywall, wood, conduit, metal, pvc and plastics
- 6" blade retracts into the handle for convenience and safety.
- Accepts most 6" (or shorter) standard reciprocating saw blades and jab saw blades.
- Ergonomically designed handle allows force to be applied both on the push and pull stroke.
- Built-in blade storage area can hold 2 additional blades.
- Adjustable blade can be used at any length or the 3 hard stops can be used for aggressive sawing.
- Jab blade and a bi-metal blade included.
- U.S. Patent #D527,602.

CAT. NO.	UPC NO.	DESCRIPTION	WEIGHT
311	13110	Retractable Saw Set	.35 lbs
311-JAB	71945	Jab Blades	—

## 12" Heavy Duty Hack Saw



- Over-molded rugged design for heavy-duty use and comfort.
- Fully-adjustable blade tension up to 30,000 psi for longer blade life and faster, accurate cuts.
- Alternative 45° blade mounting allows for flush cutting.
- Mounting for most reciprocating saw blades for extra versatility.
- Handy blade storage in tubular frame.
- Convenient front grip feature for two-handed sawing.
- Complete with bi-metal blade (12"/24 TPI).
- Length is 15-3/4"
- Lifetime limited warranty.

CAT. NO.	UPC NO.	DESCRIPTION	WEIGHT
333A	23635	12" Heavy Duty Hacksaw	2.15 lbs
333-1218	10037	12" (30.5 cm) Bi-metal Blades, 18 teeth per inch, 5 pack	—
333-1224	10038	12" (30.5 cm) Bi-metal Blades, 24 teeth per inch, 5 pack	—
333-1232	10039	12" (30.5 cm) Bi-metal Blades, 32 teeth per inch, 5 pack	—

## PVC Cutters



- Cuts 3/4" schedule 40 PVC
- Cuts 1/8" - 1-3/8" (3-35mm) O.D. flexible plastic pipe
- Diecast aluminum alloy body for added strength and blade guide for square cuts.
- Reversible blade for twice the life.
- Handle latch for safety.

CAT. NO.	UPC NO.	DESCRIPTION	WEIGHT
862	89806	Plastic Pipe Cutter	.36 lbs

## PVC Cutter for up to 1-1/4"



- Cuts up to 1-1/4" schedule 40 pvc
- Ratchet action for fast, easy cutting.
- Heat-treated, replaceable steel blade for long cutting life.
- Rugged metal alloy frame for durability.

CAT. NO.	UPC NO.	DESCRIPTION	WEIGHT
864	04253	PVC Cutter for up to 1-1/4"	.08 lbs
<b>R</b> 00355	00355	Blade Kit	—

## PVC Cutter for up to 2"



- Cuts up to 2" schedule 40 pvc
- High-leverage compound ratchet action and long handles reduce effort.
- Heavy-duty metal frame for cutting large diameters.
- Replaceable steel blade may be sharpened.

CAT. NO.	UPC NO.	DESCRIPTION	WEIGHT
865	09865	PVC Cutter for up to 2"	2.5 lbs
07978	07978	Blade	—
<b>R</b> 07982	07982	Pressing Spring	—
<b>R</b> 07987	07987	Ratchet Spring	—

## EMT Conduit Cutter



- Patented cutting wheel scores the conduit allowing the user to snap it in two. Eliminates the need to debur the ID.
- Cuts 1/2" and 3/4" diameter EMT electrical conduit.
- Simple to use-just tighten the screw, turn the tool around the conduit, and snap the conduit in two!
- Heavy duty cast body for long life.
- Large smooth spindle knob is easy to grip and doesn't hurt your hand.
- Replaceable cutter wheel.

CAT. NO.	UPC NO.	DESCRIPTION	WEIGHT
8600	11915	Conduit Cutter	1.2 lbs
11917	11917	Cutter Wheel for 8600	—

## Aviation Snips



- Drop-forged, chrome-moly steel blades with serrated edges.
- Includes left, right and straight-cut versions with color coded grips green (right), yellow (straight), red (left).
- Cuts up to 18-gauge steel or 24-gauge stainless.
- Auto-release latch for one-handed operation.
- Compound leverage design reduces effort required by user.
- Meets ANSI/ASTM standards.

CAT. NO.	UPC NO.	DESCRIPTION	WEIGHT
0653-01L	13393	Left (Red) Aviation Snip molded grip	.85 lbs
0653-01R	13394	Right (Green) Aviation Snip molded grip	.85 lbs
0653-01S	13395	Straight (Yellow) Aviation Snip molded grip	.85 lbs

## Flex Splitter® 3/8" MC Flexible Cable/Conduit Cutter



- Use With AC and MC Cable up to 3/8 Inch outside diameter
- Thumb screw allows for easy adjustment for cable sizes from 14-2 to 10-5
- Cuts in seconds with a few quick turns of the crank and an easy twist of the armor.
- Will not nick inner conductors
- Convenient under-handle blade storage holds spare blades
- Quick load clamp system makes repeat cuts fast and easy
- Use with replacement blades Greenlee Cat #1941-1 or #1941-5

CAT. NO.	UPC NO.	DESCRIPTION	WEIGHT
1940	34953	Flex Splitter® Flexible Metal Conduit Cutter	4.0 lbs
1941-1	00288	Single Replacement Blade for 1940	—
1941-5	33735	5 Pack Replacement Blades for 1940	—

## MC 1" Flexible Cable/Conduit Cutter



- Use With AC and MC Cable up to 1 Inch outside diameter
- Thumb screw allows for easy adjustment for cable sizes up to 1"
- Cuts in seconds with a few quick turns of the crank and an easy twist of the armor.
- Will not nick inner conductors.
- Convenient under-handle blade storage holds spare blades
- Quick load clamp system makes repeat cuts fast and easy
- Use with replacement blades Greenlee Cat #1941-1 or #1941-5

CAT. NO.	UPC NO.	DESCRIPTION	WEIGHT
0952-01	02072	Cutter, Cable MC	.72
1941-1	00288	Single Replacement Blade	—
1941-5	33735	5 Pack Replacement Blades	—



# BOLT CUTTERS

## Threaded Rod Cutter



- One stroke cuts through threaded rod.
- Capacity: 1/4"-20 and 3/8"-16 soft steel rod.
- Cuts clean, eliminating the need to grind or file before threading a nut onto cut end.
- Wide base for stable cutting. Includes mounting hole for fast and easy permanent mounting to work surface.
- Strong forged steel cutting head with tool steel cutting die for long life.
- Includes: Threaded Rod Cutter, 1/4"- 20 Cutting Die Set, 3/8"- 16 Cutting Die Set.

CAT. NO.	UPC NO.	DESCRIPTION
36587	36587	Threaded Rod Cutter
37186	37186	1/4" - 20 Cutting Die Set
37187	37187	3/8" - 16 Cutting Die Set

## Heavy-Duty Bolt Cutters with Fiberglass Handles



- Unique cam bolt blade adjustment for easy cutter alignment.
- Forged steel blades for long life.
- Clevis-mounted blades for greater strength.
- Custom rubber grips for maximum power.
- Fiberglass handles are tough and lightweight.

CAT. NO.	UPC NO.	DESCRIPTION	CAPACITY	
			RB85	RC40
HDFBC18	11277	Heavy-Duty Bolt Cutter with Fiberglass Handles 18 in. (457 mm) Long	5/16" (7.9 mm)	7/32" (5.6 mm)
HDFBC24	11278	Heavy-Duty Bolt Cutter with Fiberglass Handles 24 in. (610 mm) Long	3/8" (9.5 mm)	9/32" (7.1 mm)
HDFBC30	11279	Heavy-Duty Bolt Cutter with Fiberglass Handles 30 in. (762 mm) Long	1/2" (12.7 mm)	5/16" (7.9 mm)
HDFBC36	11280	Heavy-Duty Bolt Cutter with Fiberglass Handles 36 in. (914 mm) Long	5/8" (15.9 mm)	11/32" (8.7 mm)
<b>R</b> 11367	11367	Blade Unit for HDFBC18	—	—
<b>R</b> 11342	11342	Blade Unit for HDFBC24	—	—
<b>R</b> 11344	11344	Blade Unit for HDFBC30	—	—
<b>R</b> 11346	11346	Blade Unit for HDFBC36	—	—

## Heavy-Duty Bolt Cutters



- Unique cam bolt blade adjustment for easy cutter alignment.
- Forged steel blades for long life.
- Clevis-mounted blades for greater strength.
- Custom rubber grips for maximum power.

CAT. NO.	UPC NO.	DESCRIPTION	CAPACITY	
			Rb85*	Rc40
HDBC24	11273	Heavy-Duty Bolt Cutter - 24 in. (610 mm) Long	3/8" (9.5 mm)	9/32" (7.1 mm)
HDBC30	11274	Heavy-Duty Bolt Cutter - 30 in. (762 mm) Long	1/2" (12.7 mm)	5/16" (7.9 mm)
HDBC36	11275	Heavy-Duty Bolt Cutter - 36 in. (914 mm) Long	5/8" (15.9 mm)	11/32" (8.7 mm)
HDBC42	11276	Heavy-Duty Bolt Cutter - 42 in. (1067 mm) Long	3/4" (19.1 mm)	3/8" (9.5 mm)
11342	11342	Blade Unit for HDBC24	—	—
11344	11344	Blade Unit for HDBC30	—	—
11346	11346	Blade Unit for HDBC36	—	—
11348	11348	Blade Unit for HDBC42	—	—

## Bolt Cutters



- Unique cam bolt blade adjustment for easy cutter alignment.
- Forged steel blades for long life.
- Clevis-mounted blades for greater strength.
- Custom rubber grips for maximum power.

CAT. NO.	UPC NO.	DESCRIPTION	CAPACITY	
			RB85	RC40
BC14	11267	Standard Bolt Cutter - 14 in. (356 mm) Long	1/4" (6.4 mm)	3/16" (4.8 mm)
BC18	11268	Standard Bolt Cutter - 18 in. (457 mm) Long	5/16" (7.9 mm)	1/4" (6.4 mm)
BC24	11269	Standard Bolt Cutter - 24 in. (610 mm) Long	3/8" (9.5 mm)	5/16" (7.9 mm)
BC30	11270	Standard Bolt Cutter - 30 in. (762 mm) Long	1/2" (12.7 mm)	11/32" (8.7 mm)
BC36	11271	Standard Bolt Cutter - 36 in. (914 mm) Long	5/8" (15.9 mm)	3/8" (9.5 mm)
11281	11281	Blade Unit for BC14	—	—
11301	11301	Blade Unit for BC18	—	—
11306	11306	Blade Unit for BC24	—	—
11316	11316	Blade Unit for BC30	—	—
11321	11321	Blade Unit for BC36	—	—

**N** = NEW PRODUCT

**R** = REPLACEMENT PART

**A** = ACCESSORY

**B** = BARE TOOL



# LEVELS, TAPE MEASURES & HAMMERS

## Mini Magnetic Bubble Level



L77


- Professional grade level with bending offset aid.
- Mini torpedo design with handy “no-dog” attachment for bending.
- Three rare earth magnets provide superior holding strength.
- Four vial design - 0°, 90°, 45°, and 30°.
- Machined from aluminum alloy and anodized to aircraft standards.
- Compact size fits easily in tool pouch.
- Cutouts on top of level for easy view of vials.

CAT. NO.	UPC NO.	DESCRIPTION	LENGTH	WEIGHT
L77	11617	Mini Magnetic Bubble Level	5-1/2" (13.9cm)	.22 lbs

## Mini-Magnet Laser Level



L97




- Professional grade laser level.
- Mini torpedo design with handy “no dog” attachment for bending.
- Three rare earth magnets provide superior holding strength.
- Compact size with 80-plus yard range.
- Laser is capable of working on all planes.
- Four vial design – 0°, 90°, 45° and 30°.
- Cutouts on top of level for easy view of vials.
- Offsets and calculations permanently laser engraved onto level.
- V-groove on bottom for mounting on conduit.
- Requires (2) "N" style batteries

CAT. NO.	UPC NO.	DESCRIPTION	LENGTH	WEIGHT
L97	03582	Laser Level	5-5/8" (14.3cm)	.46 lbs

**CAUTION**  
 AVOID EXPOSURE - LASER RADIATION IS EMITTED FROM THIS APERTURE.  
 LASER RADIATION - DO NOT STARE INTO BEAM.  
 OUTPUT: 1.5 MW WAVELENGTH: 635nm nm. CLASS II LASER PRODUCT.  
 COMPLIES WITH FDA 21 CFR SUBCHAPTER J

## Electrician's Torpedo Level



L107

- Professional grade level.
- Perfect for pipe and conduit work.
- Four rare earth magnets allow for hands-free use on metal surfaces.
- Four vial design – 0°, 30°, 45° and 90°.
- Machined from aluminum alloy and anodized to aircraft standards.
- Cutouts on top of level for easy view of vials.

CAT. NO.	UPC NO.	DESCRIPTION	LENGTH	WEIGHT
L107	03583	Level, Torpedo	8-1/2" (21.6cm)	.34 lbs

## Fiberglass Measuring Tapes



- 3/4" extra-wide, heavy-duty fiberglass tape is nonconductive.
- High-impact ABS case with rubber bumpers and grip.
- 3 to 1 gear drive for fast rewinds.
- Heavy-duty end hook with loop.
- 2-sided, 2-color tape features decimal feet and fractional inches.
- Magnetic latch retains end hook for storage.
- Steel-reinforced folding handle.
- Note: This is not an insulated tool.

CAT. NO.	UPC NO.	DESCRIPTION	LENGTH	WEIGHT
0155-100	13483	Fiberglass Measuring Tapes, double sided, 100'	100 ft	2.1 lbs
0155-200	13484	Fiberglass Measuring Tapes, double sided, 200'	200 ft	3.1 lbs

## Power-Return Tape Measures



- Compact housing fits easily in the hand or pouch.
- Easy to use Click Lock holds tape securely.
- Tough ABS case with rubber over mold.
- Rigid 1" wide nylon coated blade is double-sided, with 6 ft. stand-out.
- Multi-riveted double tang foot for strength.
- 16" and 19.2" stud markings.
- 0155-7MA has Metric and English markings.
- Note: This is not an insulated tool.

CAT. NO.	UPC NO.	DESCRIPTION	WEIGHT
0155-25A	12479	Power Return Tape Measure, double tang/sided, 25 Ft.	.89 lbs
0155-7MA	12477	Power Return Tape Measure, double tang/sided, 75 meter	.89 lbs

**N** = NEW PRODUCT

**R** = REPLACEMENT PART

**A** = ACCESSORY

**B** = BARE TOOL

## Electrician's Hammer



0156-11

- Elongated neck and narrow striking face for use in boxes and other confined areas.
- Long straight claws designed for electrical fixture removal.
- Lightweight, durable fiberglass handle for shock resistance.
- Cushioned grip and flared handle end for user comfort and to reduce slipping.
- Exceeds ASME/ANSI specifications.
- Lifetime limited warranty.
- Note: This is not an insulated tool.

CAT. NO.	UPC NO.	DESCRIPTION	WEIGHT
0156-11	54698	18 oz. Electrician's Hammer	1.7 lbs

## Straight Claw Hammer



0156-12

- Universal design perfect for a variety of applications.
- Lightweight, durable fiberglass handle for shock resistance.
- Cushioned grip and flared handle end for user comfort and to reduce slipping.
- Exceeds ASME/ANSI specifications.
- Lifetime limited warranty.
- Note: This is not an insulated tool.

CAT. NO.	UPC NO.	DESCRIPTION	WEIGHT
0156-12	89266	16 oz. Straight Claw Hammer	1.57 lbs

# FLASHLIGHTS

## Aluminum LED Flashlights

**NEW  
PRODUCT**



- Long-life 50,000 hour LED light source
- 1 watt LED (D and C sizes) and .5 watt LED (AA sizes)
- 2 brightness settings to extend battery life (for D and C sizes)
- Digitally regulated for constant brightness
- 4 times the battery life of equivalent Xenon
- Aircraft grade anodized aluminum
- Rugged all-weather design
- Anti-roll feature
- Batteries included

CAT. NO.	UPC NO.	DESCRIPTION	BATTERIES	BRIGHTNESS	WEIGHT
FL2AA	13494	LED Aluminum Flashlight, 2AA	(2) AA Alkaline	20 lumens	.4 lbs
FL2C	13495	LED Aluminum Flashlight, 2C	(2) C Alkaline	85/30 lumens	1 lbs
FL2D	13497	LED Aluminum Flashlight, 2D	(2) D Alkaline	85/30 lumens	1.6 lbs

## Flexible LED Flashlight

**NEW  
PRODUCT**



- Small 9/32" head will illuminate tight spaces other flashlights cannot.
- 16" flexible PVC coated cable will bend and hold the desired state.
- Runs up to 100 hours on two AA batteries (included).
- Rugged white LED light source lasts over 50,000 hours.
- Anodized aluminum housing with push-button ON/OFF switch on tail-cap.
- Note: This is not an insulated tool.

CAT. NO.	UPC NO.	DESCRIPTION	WEIGHT
FL2AAF	10220	Flexible LED Flashlight	.33 lbs

## LED Plastic Flashlights

**NEW**  
PRODUCT



FL4AAP



FL4AAP-HM

- Powerful LEDs in compact form.
- Rugged, all-weather construction.
- Batteries are included.
- Attachment accessories for added ease-of-use and increased versatility.
- FL2AAAPM, FL4AAP and FLHEAD offer a hands-free option.

CAT. NO.	UPC NO.	DESCRIPTION
FL2AAAP	13493	LED Penlight
FL2AAAPM	13492	LED Mini Pocket Light
FL4AAP	13498	LED Waterproof Flashlight
FL4AAP-HM	13539	Universal Flashlight Helmet Clip
FL4AAP-PCH	13540	Nylon Belt Pouch
FLHEAD	13543	Head Lamp



### SPECIFICATIONS

#### FL2AAAP

#### FL2AAAPM

#### FL4AAP

#### FLHEAD

#### PLASTIC HOUSING

Type	Rugged Lexan	Rugged ABS	Rugged ABS	Rugged ABS
Seal	Yes, against water & dust	Yes, against water & dust	Yes, against water & dust	Yes, against water & dust
Waterproof	3 Feet/1 Meter	30 Feet/9 Meters	10 Feet/3 Meters	33 Feet/10 Meters

#### LED LIGHT BULB

Bulb Life	50,000 Hours	50,000 Hours	50,000 Hours	50,000 Hours
Wattage	0.1 Watt	0.1 Watt	2 Watt	1 Watt
Lumen	7 Lumen	7 Lumen	120 Lumen	42 High/19 Low Lumen
Beam Distance	46 Feet/14 Meters	46 Feet/14 Meters	631 Feet/192 Meters	127-197 Feet/39-60 Meters
Beam Pattern	Normal	Normal	Normal	3-spot, diffuse and red diffuse withrotating beam angle adjustment

#### BATTERY

Life	14-15 Hours	14-15 Hours	4-5 Hours	5 (Hi)-12 (Low) Hours
Type	(2) AAA Alkaline	(2) AAA Alkaline	(4) AA Alkaline	(3) AAA Alkaline

#### OPTIONS

Included	Pocket Clip	Key-Ring Attachment & Detachable Clip	None	Elastic Head Strap & Rubber Hard Hat Stap
Add-On	None	None	Pouch and/or Helmet Clip	None

#### DIMENSIONS

Size	5.2 x .8 in/132 x 21 mm	2.9 x 1.1 x .74 in/74 x 28 x 19 mm	6.3 x 1.6 x 1.4 in/160 x 40 x 35 mm	2.9 x 1.4 x 1.8 in/73 x 37 x 46 mm
Weight	1.5 oz/43 g	1.3 oz/37 g	5.6 oz/158 g	3.9 oz/110 g

#### ADDITIONAL FEATURES

Certifications	None	None	UL/CSA Class 1, Div 1	UL/CSA Class 1, Div 1
Rating	None	None	Hazardous Environment	Hazardous Environment
Switch	Twist on/off bezel switch	Rubber covered push on/off momentary switch	Rubber covered push button switch	Twist on/off bezel switch
Performance	None	None	Thermal Recovery System recycles heat from the LED to warm batteries for improved performance in low temperatures	Thermal Recovery System recycles heat from the LED to warm batteries for improved performance in low temperatures

# TOOL BAGS, POUCHES & BELTS

## 20" Electrician's Bag



0158-11

- Constructed of heavy-duty canvas for durability.
- Sixteen canvas, interior & exterior pockets for additional versatility.
- Full-grain leather bottom, sides and riveted buckle straps.
- Washer rivets for extra strength.
- Wrap around handles with reinforced stitching fully support bag bottom for heavy load capacity.
- Reinforced bottom helps retain bag shape, while protecting and supporting tools.
- Large-opening steel-framed mouth with hinge for rugged use and easy access to contents.

### SPECIFICATIONS

**Dimensions** L - 20" (50.8 cm), W- 12" (30.5 cm), H - 10" (25.4 cm)

CAT. NO.	UPC NO.	DESCRIPTION	WEIGHT
0158-11	56334	20" Electrician's Canvas Bag	4.25 lbs.

## 18" Heavy-Duty Multi-Pocket Bag



0158-12

- Constructed of heavy-duty nylon for longer life.
- Thirty-one multi-use reinforced pockets, inside and out help organize tools and accessories.
- Large-opening steel-framed mouth with hinge and zipper for rugged use and easy access to contents.
- Padded handles and adjustable shoulder strap for comfort and versatility.
- Large interior to easily carry power tools, fish tapes and other large tools.
- Wrap around handles with reinforced stitching fully support bag bottom for heavy load capacity.
- Elastic straps on outside of bag for levels, hammers and crowbars.

### SPECIFICATIONS

**Dimensions** L - 18" (45.7 cm), W- 11" (27.9 cm), H - 10" (25.4 cm)

CAT. NO.	UPC NO.	DESCRIPTION	WEIGHT
0158-12	56335	18" Heavy-Duty Multi-pocket Bag	3.55 lbs.

## 11" Cordura® Open Tool Carrier



0158-13

- Constructed of a double-layer of rugged, lightweight Cordura® fabric.\*
- Versatile thirty-seven pocket and loop design keeps tools organized.
- Large square opening with snap handle allows for easy access to spacious interior and pockets.
- Box-shaped design and sturdy reinforced bottom with rubber feet prevent tipping.
- Heavy-duty box stitching with washer riveting at all stress points for extra strength and longer life.
- Padded handle, adjustable shoulder strap and additional built-in straps for extra versatility.
- Heavy-duty tape measure holder accepts and holds any size tape securely.

### SPECIFICATIONS

**Dimensions** L - 11" (27.9 cm), W- 9" (22.9 cm), H - 10" (25.4 cm)

CAT. NO.	UPC NO.	DESCRIPTION	WEIGHT
0158-13	56336	11" Cordura Open Tool Carrier	4.55 lbs.

\*Cordura® is a registered trademark for durable fabric.



## 16" Tool Carrier with Parts Bin



0158-19

- Versatile 15-pocket design accommodates a wide variety of hand tools.
- 13" x 9" multi-compartment plastic tray for small parts storage including connectors, wire nuts, screws, etc.
- Padded shoulder strap and carrying handle.
- Metal tool clip, electrical tape strap, tape measure clip and 4 pencil/punch tubes.
- Main pocket with web loops to accommodate large tools.
- Constructed of heavy-duty fabric for durability.
- Steel-reinforced edges to maintain shape.

### SPECIFICATIONS

**Dimensions**      H - 10" (25.4 cm), D - 10" (25.4 cm), W - 16" (40.6 cm)

CAT. NO.	UPC NO.	DESCRIPTION	WEIGHT
0158-19	13388	16" Tool Carrier Bag with Parts Bin	4.1 lbs.

## 3-Piece Pouch/Belt Combo



0158-16

- Pouch handles allow for easy carrying and storage without spilling tools.
- Design features two versatile pouches that are removable and interchangeable.
- 3" padded belt features foam core padding for extra comfort and support of heavy tools.
- Double layer heavy-duty fabric for durability; will not rot, crack or mildew.
- Cordless drill holster.
- Includes electrician's metal tape chain, hammer loop and tool clip for convenience.
- Made to fit 29"-46" waist.

### SPECIFICATIONS

**Dimensions**      H - 13" (33 cm), D - 5" (12.7 cm), L - 53" (134.6 cm)

CAT. NO.	UPC NO.	DESCRIPTION	WEIGHT
0158-16	89205	3-Piece Pouch/Belt Combo	3.3 lbs.

## 7 Pocket Caddy

0158-17



- Constructed of a double-layer of rugged, lightweight Cordura® fabric.
- Versatile seven-pocket design easily accommodates a wide variety of professional hand tools.
- Large capacity pockets allow for easy access to contents.
- Extra versatile design may be carried using handle or worn on a tool belt.
- Padded handle design for easy storage.
- Heavy-duty electrical tape chain.
- Heavy-duty tape measure holder accepts and holds any size tape securely.

### SPECIFICATIONS

**Dimensions** H - 11" (27.9 cm), W - 8" (20.3 cm), D - 4" (10.1 cm)

CAT. NO.	UPC NO.	DESCRIPTION	WEIGHT
0158-17	13386	7 Pocket Caddy	.95 lbs.

*\*Cordura® is a registered trademark for durable fabric.*

## 20-Pocket Tool Caddy

0158-15



- Constructed of a double-layer of rugged, lightweight Cordura® fabric.\*
- Versatile twenty-pocket design easily accommodates a wide variety of professional hand tools.
- Large capacity pockets allow for easy access to contents.
- Padded handle and shoulder strap design for easy storage and the best way to carry a loaded tool pouch.
- Heavy-duty tool snap and electrical tape strap.
- Steel hammer holder loop.
- Extra versatile design may be carried using shoulder strap or handle, or worn on a tool belt.
- Heavy-Duty tape measure holder accepts and holds any size tape securely.

### SPECIFICATIONS

**Dimensions** L - 10" (25.4 cm), W - 7" (17.8 cm), H - 13" (33.0 cm)

CAT. NO.	UPC NO.	DESCRIPTION	WEIGHT
0158-15	56337	20-Pocket Tool Caddy	1.45 lbs.

*\*Cordura® is a registered trademark for durable fabric.*

## Heavy-Duty 8-Pocket Leather Pouch

0258-11



- Large, divided main pocket area designed for easy storage and tool access.
- Four smaller compartments for additional tool organization.
- Washer rivets for extra strength.
- Extra large metal tool clip.
- Tapered compartments for tool stability.
- Tape chain included.
- Fits belts up to 3" wide.
- Top grain leather – won't fade or stain.
- Heavy-Duty tape measure holder accepts and holds any size tape securely.

### SPECIFICATIONS

**Dimensions** L - 7" (17.8 cm), W - 6" (15.2 cm), H - 10-1/2" (26.7 cm)

CAT. NO.	UPC NO.	DESCRIPTION	WEIGHT
0258-11	56339	Heavy-Duty 8-Pocket Leather Pouch	1.8 lbs.

## Heavy-Duty 5-Pocket Leather Pouch



0258-13

- Large main pocket area designed for easy storage and tool access.
- Four smaller compartments for additional tool organization.
- Washer rivets for extra strength.
- Extra large metal tool clip.
- Tapered compartments for tool stability.
- Tape chain included.
- Fits belts up to 3" wide.
- Top grain leather – won't fade or stain.
- Heavy-Duty tape measure holder accepts and holds any size tape securely.

### SPECIFICATIONS

**Dimensions**      L - 6" (15.2 cm), W- 3-1/2" (8.9 cm), H - 11" (27.9 cm)

CAT. NO.	UPC NO.	DESCRIPTION	WEIGHT
0258-13	56340	Heavy-Duty 5-Pocket Leather Pouch	1.2 lbs.

## Heavy-Duty 4-Pocket Leather Pouch



0258-14

- Four compact pocket areas designed for easy storage and tool access.
- Washer rivets for extra strength.
- Metal tool clip.
- Tapered compartments for tool stability.
- Tape chain included.
- Fits belts up to 3" wide.
- Top grain leather – won't fade or stain.

### SPECIFICATIONS

**Dimensions**      L - 5" (12.7 cm), W- 2-3/4" (7.1 cm), H - 9" (22.9 cm)

CAT. NO.	UPC NO.	DESCRIPTION	WEIGHT
0258-14	56341	Heavy-Duty 4-Pocket Leather Pouch	.43 lbs.

## Heavy-Duty Leather Tool Belt



9858-11

- 2" wide leather belt
- Steel roller double-pronged buckle
- Can be cut to fit 29" to 52" waist

### SPECIFICATIONS

**Dimensions**      L - 57" (121 cm), H - 2" (5.1 cm)

CAT. NO.	UPC NO.	DESCRIPTION	WEIGHT
9858-11	56347	Heavy Duty Leather Tool Belt	.63 lbs.

**Padded Tool Belt**



9858-12

- 5" wide padded tool belt.
- Sturdy construction for support of heavy tool pouches.
- Foam core padding for extra comfort.
- Double layer of rugged, lightweight fabric will not rot, crack, harden or mildew.
- Steel roller double-pronged buckle.
- Made to fit 30" to 46" waist

**SPECIFICATIONS**

**Dimensions** L - 50" (12.7 cm), H - 5" (12.7 cm)

CAT. NO.	UPC NO.	DESCRIPTION	WEIGHT
9858-12	56348	5" Padded Tool Belt	.93 lbs.

**12" Canvas Zipper Bag**



0158-14

- Constructed of heavy-duty canvas for durability.
- Strong zipper for secure closing.
- Stores multiple small items or tools.

**SPECIFICATIONS**

**Dimensions** L - 12" (30.5 cm), H - 7" (17.8 cm)

CAT. NO.	UPC NO.	DESCRIPTION	WEIGHT
0158-14	56338	12" Canvas Zipper Bag	.17 lbs.

# LINEMAN BUCKETS AND BAGS

## 22 Pocket Oval Bucket

**NEW PRODUCT**



- 18 oz Heavy-duty canvas
- Molded plastic base and top ring
- Cotton webbing handle and adjustable shoulder strap
- 22 Pockets-13 exterior and 9 interior
- Tripod rope handle with nickel-plated swivel hook
- Rated for 55 lbs safe working capacity (25 kg)

### SPECIFICATIONS

<b>Finish</b>	Nickel-Plated Swivel Hook
<b>Load Capacity</b>	55 LB (25 KG)
<b>Material</b>	Canvas, Plastic Base And Top Ring, Cotton Webbing Handle
<b>Number of Pockets</b>	13 Exterior, 9 Interior

CAT. NO.	UPC NO.	DESCRIPTION
UT158-30	04872	22 Pocket Oval Bucket, Rated for 55 lbs Safe Working Capacity (25 kg)

## 14 Pocket Oval Bucket

**NEW PRODUCT**



- 18 oz Heavy-duty canvas
- Molded plastic base and top ring
- Cotton webbing handle and adjustable shoulder strap
- Heavy-duty large hanging grommets
- 14 Interior pockets
- Rated for 55 lbs safe working capacity (25 kg)

### SPECIFICATIONS

<b>Load Capacity</b>	55 LB (25 KG)
<b>Material</b>	Canvas, Plastic Base And Top Ring, Cotton Webbing Handle
<b>Number of Pockets</b>	14 Interior

CAT. NO.	UPC NO.	DESCRIPTION
UT158-33	04874	14 Pocket Oval Bucket, Rated for 55 lbs Safe Working Capacity (25 kg)

## 12.5" x 15" Round Bucket

**NEW PRODUCT**



- 18 oz Heavy-duty canvas
- Molded plastic base and top ring
- Polypropylene rope handle with nickel-plated swivel hook
- Interior pocket
- Rated for 100 lbs safe working capacity (45 kg)

### SPECIFICATIONS

<b>Dimensions</b>	12.5 Diameter X 15 Height
<b>Finish</b>	Nickel-Plated Swivel Hook
<b>Load Capacity</b>	100 LB (45 KG)
<b>Material</b>	Canvas, Plastic Base And Top Ring, Polypropylene Rope Handle

CAT. NO.	UPC NO.	DESCRIPTION
UT158-32	04873	12.5" x 15" Round Bucket, Rated for 100 lbs Safe Working Capacity (45 kg)

**12.5" x 17" Large Leather-Bottom Round Bucket**

**NEW PRODUCT**



- 20 oz Heavy-duty canvas
- Leather reinforced base
- Molded plastic top ring
- Polypropylene rope handle with nickel-plated swivel hook
- Interior pocket
- Rated for 150 lbs safe working capacity (68 kg)

**SPECIFICATIONS**

<b>Dimensions</b>	12.5 Diameter X 17 Height
<b>Finish</b>	Nickel-Plated Swivel Hook
<b>Load Capacity</b>	150 LB (68 KG)
<b>Material</b>	Canvas, Leather Base, Plastic Top Ring

CAT. NO.	UPC NO.	DESCRIPTION
UT158-34	04875	12.5" x 17" Large Leather-bottom Round Bucket, Rated for 150 lbs Safe Working Capacity (68 kg)

**12.5" x 13" Round Tapered Bucket**

**NEW PRODUCT**



- 18 oz Heavy-duty canvas
- Molded plastic base and top ring
- Polypropylene rope handle with nickel-plated swivel hook
- 15 Interior pockets
- 12.5" wide & 10" base
- Rated for 75 lbs safe working capacity (34 kg)

**SPECIFICATIONS**

<b>Dimensions</b>	12.5" diameter x 13" Height
<b>Finish</b>	Nickel-plated Swivel Hook
<b>Load Capacity</b>	75 lbs (34 Kg)
<b>Material</b>	Canvas, plastic base, plastic top ring

CAT. NO.	UPC NO.	DESCRIPTION
UT158-35	04876	12.5" x 13" Round Tapered Bucket, Rated for 75 lbs Safe Working Capacity (34 kg)

**12.5" Round Bucket Top**

**NEW PRODUCT**



- 18 oz Heavy-duty canvas
- Rugged YKK buckles
- Patent-pending

**SPECIFICATIONS**

<b>Dimensions</b>	12.5 Diameter
<b>Material</b>	Canvas

CAT. NO.	UPC NO.	DESCRIPTION
UT158-43	04877	12.5" Round Bucket Top

## Utility Pouch

**NEW**  
PRODUCT



- 16 oz Heavy-duty canvas
- 3 Exterior tool pockets
- Nickel-plated storm drain
- Strap attachment

### SPECIFICATIONS

**Finish** Nickel-Plated Storm Drain  
**Material** Canvas  
**Number of Pockets** 3 Exterior

CAT. NO.	UPC NO.	DESCRIPTION
UT158-40	04878	Utility Pouch

## Bolt Bag

**NEW**  
PRODUCT



- 20 oz Heavy-duty canvas
- Nickel-plated rivets
- 6 and 12-ply Nylon stitching
- 2 Exterior tool loops
- Loop attachment

### SPECIFICATIONS

**Finish** Nickel-Plated Rivets  
**Material** Canvas, 6 And 12-Ply Nylon Stitching  
**Number of Pockets** 2 Exterior

CAT. NO.	UPC NO.	DESCRIPTION
UT158-42	04879	Bolt Bag

## 19" Large Glove Bag

**NEW**  
PRODUCT



- 16 oz Heavy-duty canvas
- 8" x 2.75" x 19"
- Nickel-plated snap closures
- Screened nickel-plated storm drains
- Two-way snap on back

### SPECIFICATIONS

**Dimensions** 8 Length X 2.75 Width X 19 Height  
**Finish** Nickel-Plated Storm Drains And Snap Closures

CAT. NO.	UPC NO.	DESCRIPTION
UT158-44	04880	19" Large Glove Bag

## Bucket Hook

**NEW**  
PRODUCT



- Reinforced nylon 66
- Universal design

CAT. NO.	UPC NO.	DESCRIPTION
UT158-50	04881	Bucket Hook

# INSULATED PLIERS, CUTTERS & CRIMPERS



VIDEO

A PRODUCT VIDEO IS AVAILABLE. SCAN THIS QR CODE OR VISIT: [www.youtube.com/GreenleeDEMO](http://www.youtube.com/GreenleeDEMO)

## Insulated Pliers

NEW PRODUCT



1000 V



0151-09-INS



0251-08A-INS



0351-08-INS



0451-10-INS

- Forged from chrome vanadium steel for greater strength and long life.
- High leverage design provides greater cutting power, reducing fatigue.
- Independently tested to meet or exceed IEC and ASTM standards.
- Safety orange handles provide visibility and are easily identifiable.
- Dual layer insulation for maximum protection.
- Guards protect hand from accidental contact of energized source.
- Lifetime limited warranty.

CAT. NO.	UPC NO.	DESCRIPTION	WT
0151-09-INS	13456	Pliers, Sidecut, 9", Insulated, Molded Handles	1.22 lbs
0251-08A-INS	13454	Pliers, Diagonal, 8", Insulated, Molded Handles	.72 lbs
0351-08-INS	13455	Pliers, Long Nose, 8", Insulated, Molded Handles	.72 lbs
0451-10-INS	13453	Pliers, Pump, 10", Insulated, Molded Handles	1.13 lbs

## Insulated High Leverage Cable Cutter

NEW PRODUCT

1000 V



727-INS


- Cuts up to 2/0 copper and aluminum cables and 100 pair communications cables.
- High leverage design provides greater cutting power, reducing fatigue.
- Precision ground, beveled, shear action blades cut cable cleanly each time.
- Independently tested to meet or exceed IEC and ASTM standards.
- Safety orange handles provide visibility and are easily identifiable.
- Dual layer insulation for maximum protection.
- Guards protect hand from accidental contact of energized source.
- Lifetime limited warranty.

CAT. NO.	UPC NO.	DESCRIPTION	WEIGHT
727-INS	31402	Cable Cutter, High Leverage, Insulated, Molded Handles	1.3 lbs

## Insulated Terminal Crimping Tool

NEW PRODUCT

1000 V



KP1022-INS

- For crimping both 10-22 AWG insulated and non-insulated terminals and connectors.
- Independently tested to meet or exceed IEC and ASTM standards
- Safety orange handles provide visibility and are easily identifiable.
- Dual layer insulation for maximum protection.
- Guards protect hand from accidental contact of energized source.
- Lifetime limited warranty.

CAT. NO.	UPC NO.	DESCRIPTION	WEIGHT
KP1022-INS	31403	Crimping Tool, Terminal, Insulated, Molded Handles	1.05 lbs



**N** = NEW PRODUCT

**R** = REPLACEMENT PART

**A** = ACCESSORY

**B** = BARE TOOL



## Insulated Ratchet Cable Cutters



- Exclusive 2-speed ratcheting mechanism adjusts for light / heavy duty cutting
- Simple one-handed operation
- Blades can be opened mid-cycle
- Independently tested to meet or exceed IEC and ASTM standards
- Dual layer insulation for maximum protection.
- Guards protect hand from accidental contact of energized source.
- Lifetime limited warranty.

CAT. NO.	UPC NO.	DESCRIPTION
45206I	12680	Ratchet Cable Cutter with insulated Handles (1.5 lbs/.7 kg)
45207I	12681	Ratchet Cable Cutter with insulated Handles (2.4 lbs/1.1 kg)
<b>R</b> 45218	45218	Movable Blade (45206 & 45206I)
<b>R</b> 45212	45212	Fixed Blade (45206)
<b>R</b> 12526	12526	Fixed Blade (45206I)
<b>R</b> 45211	45211	Movable Blade (45206 & 45206I)
<b>R</b> 45228	45228	Fixed Blade (45207)
<b>R</b> 05883	05883	Fixed Blade (45207I)

### SPECIFICATIONS

45206I	COPPER	ALUMINUM	COMMUNICATION CABLE
Maximum Capacity*	600 kcmil (MCM)(300 mm <sup>2</sup> )	600 kcmil (MCM)(300 mm <sup>2</sup> )	1-3/8" (35 mm) diameter
Frequent use Capacity*	500 kcmil (MCM)(240 mm <sup>2</sup> )	500 kcmil (MCM)(240 mm <sup>2</sup> )	
<b>45207I</b>			
Maximum Capacity*	750 kcmil (MCM)(400 mm <sup>2</sup> )	1000 kcmil (MCM)(500 mm <sup>2</sup> )	2" (51 mm) diameter
Frequent use Capacity*	600 kcmil (MCM)(300 mm <sup>2</sup> )	750 kcmil (MCM)(400 mm <sup>2</sup> )	

## Insulated Plier and Screwdriver Set

**NEW PRODUCT**



**1000 V**



0159-01-INS

- Independently tested to meet or exceed IEC and ASTM standards.
- Dual layer insulation for maximum protection.
- Guards protect hand from accidental contact of energized source.
- Lifetime limited warranty.
- Custom tool roll-up carrier.

Kit Includes:

9" Insulated Side-Cutting Pliers, 8" Insulated Diagonal Cutting Pliers, 8" Insulated Long-Nose Pliers, 10" Insulated Pump Pliers, 3/16"x4" Insulated Cabinet Tip Screwdriver, 1/4"x4" Insulated Cabinet Tip Screwdriver, #2x4" Insulated Phillips Tip Screwdriver, Custom Tool Roll-Up Carrier

CAT. NO.	UPC NO.	DESCRIPTION	WEIGHT
0159-01-INS	10627	Plier & Screwdriver, Insulated Kit, 7 Piece Kit	4.94 lbs

# INSULATED DRIVERS

## 9-Piece Insulated Screwdriver Set



VIDEO

A PRODUCT VIDEO IS AVAILABLE, SCAN THIS QR CODE OR VISIT: [www.youtube.com/GreenleeDEMO](http://www.youtube.com/GreenleeDEMO)

NEW PRODUCT



1000 V



- Exceeds the IEC 60900 and ASTM F1505 standards for insulated tools.
- Helps meet the requirements of OSHA 1910.331-335, NFPA 70E & CSA-Z462.
- Cushion grip handles for comfort and torque
- Dual layer insulation provides added safety and protection against electric shock.
- Custom Tool Roll-Up Carrier
- Lifetime limited warranty.

Kit Includes:

#1x3" Insulated Screwdriver, #2x4" Insulated Screwdriver, #3x6" Insulated Screwdriver, 1/4"x4" Insulated Cabinet Tip Screwdriver, 3/16"x4" Insulated Cabinet Tip Screwdriver, 3/16"x6" Insulated Cabinet Tip Screwdriver, 3/16"x8" Insulated Cabinet Tip Screwdriver, 5/16"x6" Insulated Cabinet Tip Screwdriver, 3/8"x10" Insulated Cabinet Tip Screwdriver, Custom Tool Roll-Up Carrier

CAT. NO.	UPC NO.	DESCRIPTION	WEIGHT
0153-01-INS	13439	Screwdriver, Insulated, 9 Piece Kit	3.1 lbs

## Insulated Screwdrivers

NEW PRODUCT



1000 V



- Rated to 1000V AC and exceed both ASTM and IEC standards.
- Built heavy-duty for longer life.
- Built with precision-machined, black phosphate-plated tips for accurate fastener contact.
- Cushion grip handles for comfort and torque
- Dual color insulation provides added safety.
- Lifetime Limited Warranty.

CAT. NO.	UPC NO.	DESCRIPTION
0153-11-INS	13443	Screwdriver, Insulated, Cabinet Tip, 1/4" X 4"
0153-15-INS	13447	Screwdriver, Insulated, Cabinet Tip, 5/16" X 6"
0153-17-INS	13448	Screwdriver, Insulated, Cabinet Tip, 3/8" X 10"
0153-21-INS	13444	Screwdriver, Insulated, Cabinet Tip, 3/16" X 4"
0153-22-INS	13445	Screwdriver, Insulated, Cabinet Tip, 3/16" X 6"
0153-23-INS	13446	Screwdriver, Insulated, Cabinet Tip, 3/16" X 8"
0153-31-INS	13440	Screwdriver, Insulated, #1 X 3"
0153-33-INS	13441	Screwdriver, Insulated, #2 X 4"
0153-35-INS	13442	Screwdriver, Insulated, #3 X 6"
0353-32-INS	13451	Screwdriver, Insulated, Sq Tip, #1 X 6"
0353-33-INS	13451	Screwdriver, Insulated, Sq Tip, #2 X 6"

CABINET TIP

SPECIFICATIONS	1/4" X 4"	5/16" X 6"	3/8" X 10"	3/16" X 4"	3/16" X 6"	3/16" X 8"
Overall Length	8-1/4" (21.0 cm)	10-7/8" (27.6 cm)	14-7/8" (37.8 cm)	7-3/4" (19.7 cm)	9-3/4" (24.8 cm)	11-5/8" (29.5 cm)
Weight	.26 lbs. (.12 kg)	.40 lbs. (.18 kg)	.61 lbs. (.28 kg)	.16 lbs. (.07 kg)	.19 lbs. (.08 kg)	.21 lbs. (.09 kg)

PHILLIPS TIP

SPECIFICATIONS	#1 X 3"	#2 X 4"	#3 X 6"
Overall Length	6-3/4" (17.1 cm)	8-1/4" (21.0 cm)	10-7/8" (27.6 cm)
Weight	.15 lbs. (.07 kg)	.24 lbs. (.11 kg)	.40 lbs. (.18 kg)

SQUARE TIP

SPECIFICATIONS	#1 X 3"	#2 X 4"
Overall Length	6-3/4" (17.1 cm)	8-1/4" (21.0 cm)
Weight	.15 lbs. (.07 kg)	.24 lbs. (.11 kg)

## 7-Piece Insulated Nut Holding Nut Driver Set

**NEW PRODUCT**

**LIFETIME WARRANTY**

**1000 V**



- Exceeds the IEC 60900 and ASTM F1505 standards for insulated tools.
- Patent pending Nut-Holding, non-magnetic design – won't collect metal filings, works with stainless steel and brass.
- Complies with the IEC 60900 & ASTM F1505 standards.
- Helps meet the requirements of OSHA 1910.331-335, NFPA 70E & CSA-Z462.
- Dual layer insulation provides added safety and protection against electric shock.
- Custom Tool Roll-Up Carrier
- Lifetime limited warranty.

Kit Includes:

3/16"x6" Insulated Nut Driver, 1/4"x6" Insulated Nut Driver, 5/16"x6" Insulated Nut Driver, 11/32"x6" Insulated Nut Driver, 3/8"x6" Insulated Nut Driver, 7/16"x6" Insulated Nut Driver, 1/2"x6" Insulated Nut Driver, Custom Tool Roll-Up Carrier

CAT. NO.	UPC NO.	DESCRIPTION	WEIGHT
0253-03NH-INS	13473	Insulated Nut Holding Nut Drivers, 7 Piece Kit	3.1 lbs

## Insulated Nut Holding Nut Drivers

**NEW PRODUCT**

**LIFETIME WARRANTY**

**1000 V**



- Rated to 1000V AC and exceed both ASTM and IEC standards.
- Built heavy-duty for longer life.
- Cushion grip handle for more comfort and torque.
- Lifetime Limited Warranty.
- Patent pending Nut-Holding, non-magnetic design – won't collect metal filings, works with stainless steel and brass.

CAT. NO.	UPC NO.	DESCRIPTION
0253-17NH-INS	13480	Insulated Nut Holding Nut Drivers, 1/2" X 6"
0253-12NH-INS	13475	Insulated Nut Holding Nut Drivers, 1/4" X 6"
0253-14NH-INS	13477	Insulated Nut Holding Nut Drivers, 11/32" X 6"
0253-11NH-INS	13474	Insulated Nut Holding Nut Drivers, 3/16" X 6"
0253-15NH-INS	13478	Insulated Nut Holding Nut Drivers, 3/8" X 6"
0253-13NH-INS	13476	Insulated Nut Holding Nut Drivers, 5/16" X 6"
0253-16NH-INS	13479	Insulated Nut Holding Nut Drivers, 7/16" X 6"

SPECIFICATIONS	3/16"	1/4"	5/16"	11/32"	3/8"	7/16"	1/2"
Overall Length	10-1/4" (26.0 cm)	10-1/4" (26.0 cm)	10-1/4" (26.0 cm)	10-1/4" (26.0 cm)	10-1/4" (26.0 cm)	10-7/8" (27.6 cm)	10-7/8" (27.6 cm)
Weight	0.33 lbs. (.15 kg)	0.33 lbs. (.15 kg)	0.36 lbs. (.16 kg)	0.37 lbs. (.17 kg)	0.37 lbs. (.17 kg)	0.46 lbs. (.21 kg)	0.50 lbs. (.23 kg)

# SAFETY PRODUCTS

## Safety Vests

**NEW  
PRODUCT**



- 3 styles of Class 2 Hi-Vis vests, all of top quality materials and construction
- Tradesman 2-tone vest for extra visibility, standard Tradesman and Surveyor's vest with extra pockets - 3 sizes each
- 3M Scotchlite™† reflective material for maximum performance
- ANSI compliant background material offers conformance and comfort
- Mesh fabric is lightweight and provides ventilation

CAT. NO.	UPC NO.	DESCRIPTION
01761-01M	00205	Vest, Hi-Vis Tradesman, Class 2, S/M
01761-01L	00206	Vest, Hi-Vis Tradesman, Class 2, L/XL
01761-01XL	00207	Vest, Hi-Vis Tradesman, Class 2, 2XL/3XL
01761-02M	00208	Vest, Hi-Vis Tradesman 2-Tone, Class 2, S/M
01761-02L	00209	Vest, Hi-Vis Tradesman 2-Tone, Class 2, L/XL
01761-02XL	00210	Vest, Hi-Vis Tradesman 2-Tone, Class 2, 2XL/3XL
01761-03M	00211	Vest, Hi-Vis Surveyor, Class 2, S/M
01761-03L	00212	Vest, Hi-Vis Surveyor, Class 2, L/XL
01761-03XL	00213	Vest, Hi-Vis Surveyor, Class 2, 2XL/3XL



Tradesman  
2-Tone



Tradesman



Surveyor

## Hats

**NEW  
PRODUCT**



Wide Brim

Ball Cap

- 2 styles of hats - ANSI compliant provides both Hi-Vis functionality and fashion
- Ball Cap style with front brim and Wide Brim hat keeps sun off face, ears and neck
- Mesh venting panels reduce heat buildup and perspiration

CAT. NO.	UPC NO.	DESCRIPTION
04761-01	00214	Hat, Hi-Vis Ball Cap
04761-02	00216	Hat, Hi-Vis Wide brim

\*Scotchlite™ is a trademark of the 3M Corporation.

## Gloves

**NEW PRODUCT**



Handyman



Handyman Nitrile



Tradesman



Tradesman Fingerless



Workman Pro



Workman Pro Thinsulate™

- 3 styles of top quality, high dexterity gloves – 2 sizes each
- Light-duty Nitrile dipped gloves for resistance to abrasion, punctures and improved grip
- Fingerless Gloves for absolute maximum dexterity and ventilation
- 3M™ Thinsulate™ Gloves to protect the hands and keep them warm and sweat-free while in cold weather
- Glove Clips – easy clip on/off design for attaching gloves to belt, clothing or equipment. Keeps them handy and minimizes accidental loss

CAT. NO.	UPC NO.	DESCRIPTION
0358-13L	00117	Gloves, Handyman L
0358-13XL	00118	Gloves, Handyman XL
0358-14L	00120	Gloves Tradesman L
0358-14XL	00121	Gloves Tradesman XL
0358-15L	00130	Gloves Workman Pro L
0358-15XL	00131	Gloves Workman Pro XL
06765-10L	00222	Gloves, Tradesman Finger less, L
06765-10XL	00223	Gloves, Tradesman Fingerless, XL
06765-11L	00224	Gloves, Handyman Nitrile, L
06765-11XL	00225	Gloves, Handyman Nitrile, XL
06765-12L	00233	Gloves Workman Pro Thinsulate™, L
06765-12XL	00234	Gloves Workman Pro Thinsulate™, XL
9858-15	00235	Glove Clips



Glove Clips

## Safety Glasses

**NEW PRODUCT**



Tradesman Smoke



Two-Tone Smoke



Tradesman Amber



Pro-View Mirror



Tradesman Clear



Frameless Clear



Overwrap Clear



Bi-focals

- 8 styles of ANSI compliant eyewear to meet the varied needs and tastes of the trade professional
- 2 models with clear lenses for all-around activities
- 2 sunglass styles for outdoor work
- Amber lens for overcast, low-light conditions
- REVO mirror lens for ultimate style and protection
- “Cheater” bi-focal lens option for those who need to see close up
- Overwrap-style to fit over prescription glasses or for visitors

CAT. NO.	UPC NO.	DESCRIPTION
01762-01C	00181	Safety Glasses, Tradesman, Clear
01762-01S	00196	Safety Glasses, Tradesman, Smoke
01762-02C-150	00193	Safety Glasses, Bi-focals, 150 Pwr, Clear
01762-03A	00197	Safety Glasses, Tradesman, Amber
01762-04M	00198	Safety Glasses, Pro View, Mirror
01762-05S	00199	Safety Glasses, Two Tone, Smoke
01762-06C	00200	Safety Glasses, Frameless, Clear
01762-07C	00201	Safety Glasses, Over-wrap, Clear

## Knee Pads

**NEW PRODUCT**



- Swivel Cap Knee Pads – foam padding with rounded hard cap provides comfort when frequently swiveling and pivoting on the knees
- Slip Resistant Knee Pads – extra padding and expanded hard rubber cap for better grip on wet or dry surfaces

CAT. NO.	UPC NO.	DESCRIPTION
01765-01	00203	Knee Pad, Tradesman
01765-02	00204	Knee Pad, Workman Pro

## Warm Weather

**NEW PRODUCT**



Cap



Hard Hat Liner



Hard Hat Pad



Bandana

- Cooling Products – Designed to be dipped in water; effectively keeps body temperature down and reduces overheating

CAT. NO.	UPC NO.	DESCRIPTION
06762-01	00236	Cap, Evaporative Cooling
06762-02HB	00237	Hard Hat Liner, Evaporative Cooling
06762-02HH	00238	Hard Hat Pad, Evaporative Cooling
06762-04G	00240	Bandana, Evaporative Cooling

## Cold Weather

**NEW PRODUCT**



Shoe Traction Attachment



Balaclava

- Available in 2 sizes - steel studded slip-on cleats provides added traction in snow and ice to prevent slips and falls
- Balaclava – Stretch fleece with Spandex top for lightweight, extra stretchable fit and comfortable protection against the cold

CAT. NO.	UPC NO.	DESCRIPTION
04765-01L	00242	Shoe Traction Attachment L
04765-01XL	00243	Shoe Traction Attachment XL
06762-03	00239	Balaclava with Spandex Top

# TOOL KITS

## 28-piece Electrician's Tool Kit



0159-11

- All-inclusive tool kit designed with the master electrician in mind.
- Kit Includes: 18" Heavy-Duty Multi-pocket Bag, Heavy-Duty 8-Pocket Leather Pouch, 2" Leather Tool Belt, 9" Side-Cutting Pliers, 8" Diagonal Cutting Pliers, 8" Long Nose Pliers, 10" Pump Pliers, Pro Plus Wire Stripper 10-18 AWG, NM Cable Ripper, Stripping/Crimping Combination Tool, Cable Cutter, Utility Knife, 12" Hacksaw, Keystone Tip Square Shank 1/4" x 4" Flat Blade Screwdriver, Keystone Tip Square Shank 5/16" x 6" Flat Blade Screwdriver, Cabinet Tip Round Shank 3/16" x 6" Flat Blade Screwdriver, Cabinet Tip Round Shank 1/4" x 6" Flat Blade Screwdriver, Phillips Tip #1 - 3/16" x 3" Screwdriver, Phillips Tip #2 - 1/4" x 4" Screwdriver, Screw-holding screwdriver 3/16" x 6", 3" Scratch Awl, 10" Adjustable Wrench, 9-Piece Folding Hex-Key Set, 25' Tape Measure, Torpedo Level, 18 oz. Electrician's Hammer, High dexterity gloves (L) and GT-11 Voltage tester.
- See individual product information for specifications.

CAT. NO.	UPC NO.	DESCRIPTION	WEIGHT
0159-11	56349	Electrician's Tool Kit, 28 pc	19.7 lbs

## Journeyman's Tool Kit - Standard



0159-12

- Perfect kit for the journeyman electrician.
- Kit Includes: 20-Pocket Tool Caddy, GT-11 Voltage tester, Torpedo Level, 18 oz. Electrician's Hammer, 25' Tape Measure, Keystone Tip Square Shank 1/4" x 4" Flat Blade Screwdriver, Cabinet Tip Round Shank 3/16" x 6" Flat Blade Screwdriver, Phillips Tip #1 - 3/16" x 3" Screwdriver, Phillips Tip #2 - 1/4" x 4" Screwdriver, 9" Side-Cutting Pliers, 8" Diagonal Cutting Pliers, 8" Long Nose Pliers, 10" Pump Pliers, Pro Plus Wire Stripper 10-18 AWG, NM Cable Ripper, Stripping/Crimping Combination Tool and Cable Cutter.
- See individual product information for specifications.

CAT. NO.	UPC NO.	DESCRIPTION	WEIGHT
0159-12	56350	Journeyman's Tool Kit, 17 pc	9.7 lbs

## Journeyman's Tool Kit - Metric



- Perfect kit for the journeyman electrician.
- Kit Includes: High Leverage Side-cutting pliers 9" molded grip, High Leverage Diagonal Cutting Pliers 8" molded grip, High Leverage Long Nose Pliers/Side Cutting 8" molded grip, Pump Pliers 10" molded grip, Dual NM Cable Ripper, Heavy Duty Keystone Tip, Square Shank 1/4" x 4" Flat Blade Screwdriver, Heavy Duty Cabinet Tip, Round Shank 3/16" x 6" Flat Blade Screwdriver, Heavy Duty Phillips Tip #1 - 3/16" x 3" Screwdriver, Heavy Duty Phillips Tip #2 - 1/4" x 4" Screwdriver, 7.5m/25' Tape measure, 18 oz. Electrician's Hammer, 20 Pocket Tool Caddy, Voltage tester (for kits only), Pro Plus Wire Stripper 10-18 AWG, Stripping/Crimping Combination Tool, Cable Cutter, Torpedo Level, 4 pc Squaredrive (Robertson) Set, Square Tip Driver #0X4", Square Tip Driver #1X4", Square Tip Driver #2X4", Square Tip Driver #3X4"
- See individual product information for specifications.

CAT. NO.	UPC NO.	DESCRIPTION	WEIGHT
0159-23	89238	Journeyman's Tool Kit, Metric 21pc	13.7 lbs

## 12-piece Electrician's Tool Kit - Standard



- Perfect kit for the professional or apprentice electrician.
- Kit Includes: 2" Leather Tool Belt, 8-Pocket Leather Pouch, 25' Tape Measure, Phillips Tip #1 - 3/16" x 3" Screwdriver, Phillips Tip #2 - 1/4" x 4" Screwdriver, Cabinet Tip Round Shank 3/16" x 6" Flat Blade Screwdriver, Keystone Tip Square Shank 1/4" x 4" Flat Blade Screwdriver, Pro Plus Wire Stripper 10-18 AWG, 8" Long Nose Pliers, 10" Pump Pliers, 8" Diagonal Cutting Pliers and 9" Side-Cutting Pliers.
- See individual product information for specifications.

CAT. NO.	UPC NO.	DESCRIPTION	WEIGHT
0159-13	56351	Electrician's Tool Kit - Standard, 12 pc	7.75 lbs

## 16-piece Electrician's Tool Kit - Metric



- Perfect kit for the professional or apprentice electrician.
- Kit Includes: High Leverage Side-cutting pliers 9" molded grip, High Leverage Diagonal Cutting Pliers 8" molded grip, High Leverage Long Nose Pliers/Side Cutting 8" molded grip, Pump Pliers 10" molded grip, Heavy Duty Keystone Tip, Square Shank 1/4" x 4" Flat Blade Screwdriver, Heavy Duty Cabinet Tip, Round Shank 3/16" x 6" Flat Blade Screwdriver, Heavy Duty Phillips Tip #1 - 3/16" x 3" Screwdriver, Heavy Duty Phillips Tip #2 - 1/4" x 4" Screwdriver, 7.5m/25' Tape measure, Heavy Duty 8 Pocket Leather Pouch, Heavy Duty Leather Tool Belt, Pro Plus Wire Stripper 10-18 AWG, 4 pc Squaredrive (Robertson) Set, Square Tip Driver #0X4", Square Tip Driver #1X4", Square Tip Driver #2X4", Square Tip Driver #3X4"
- See individual product information for specifications.

CAT. NO.	UPC NO.	DESCRIPTION	WEIGHT
0159-24	89239	Electrician's Tool Kit - Metric, 16 pc	16.5 lbs



**N** = NEW PRODUCT

**R** = REPLACEMENT PART

**A** = ACCESSORY

**B** = BARE TOOL



## 14 Piece Multi-Purpose Tool Kit

**NEW  
PRODUCT**



Kit Includes:

18" Heavy-Duty Bag, 8" Diagonal Dipped Grip Pliers, 8" Long Nose Dipped Grip Pliers, 9" Side-Cutting Dipped Grip Pliers, 10" Dipped Grip Pump Pliers, 18 oz. Electrician's Hammer, 3/16" x 6" Cabinet Tip Screwdriver, 1/4" x 4" Keystone Tip Screwdriver, 1/4" x 6" Cabinet Tip Screwdriver, 5/16" x 6" Keystone Tip Screwdriver, #2 x 4" Phillips Tip Screwdriver, Plastic Pipe Cutter, Utility Knife, 6-in-1 Multi-Tool.

CAT. NO.	UPC NO.	DESCRIPTION	WEIGHT
0159-30	35762	Multi Purpose Kit - 14 Piece	13.08 lbs.

## 6 Piece Kit

**NEW  
PRODUCT**



Kit Includes:

8" Long-Nose Pliers, 8" Diagonal Cutting Pliers, 9" High Leverage Side-Cutting Pliers, 1/4" x 4" Heavy Duty Slotted Screwdriver, Cabinet Tip, #2 x 4" Heavy Duty Phillips Screwdriver, 1955A ProPlus Wire Stripper, 10-18 AWG.

CAT. NO.	UPC NO.	DESCRIPTION	WEIGHT
0159-36	31400	Hand Tool Kit, 6 Piece	3.46 lbs

## 5 Piece Installation Kit

**NEW  
PRODUCT**



Kit Includes:

5 Pocket Leather Pouch, 9" Side-Sutting Pliers, ProPlus Wire Stripper, 10-18 AWG, Insulated and Uninsulated Terminal Crimping Tool, 6-in-1 Multi-Tool.

CAT. NO.	UPC NO.	DESCRIPTION	WEIGHT
0159-34	10187	Installation Kit - 5 Piece	5.08 lbs.

## 5 Piece Dipped Pliers Kit

**NEW  
PRODUCT**



Kit Includes:

Caddy, 8" Long Nose Dipped Grip Pliers, 8" Diagonal Dipped Grip Pliers, 9" Side-Cutting Dipped Grip Pliers, 10" Dipped Grip Pump Pliers.

CAT. NO.	UPC NO.	DESCRIPTION	WEIGHT
0159-29	31342	Pliers Kit, Dipped - 5 Piece	6.0 lbs.

## Starter Electrician's Tool Kit



- Four-pocket, heavy-duty, leather tool pouch holds an assortment of four professional grade hand tools.
- Kit Includes: Heavy Duty 4 Pocket Leather Pouch, Phillips Tip #2 - 1/4" x 4" Screwdriver, Cabinet Tip Round Shank 3/16" x 6" Flat Blade Screwdriver, Pro Plus Wire Stripper 10-18 AWG and 9" Side-Cutting pliers.
- See individual product information for specifications.

CAT. NO.	UPC NO.	DESCRIPTION	WEIGHT
0159-14	56352	Starter Electrician's Tool Kit, 5 pc	2.25 lbs

## 4 Piece Basic Kit

**NEW**  
PRODUCT



Kit Includes:  
4 Pocket Polyester Pouch, 8" Long Nose Dipped Grip Pliers, ProPlus Wire Stripper, 10-18 AWG, and 6-in-1 Multi-Tool.

CAT. NO.	UPC NO.	DESCRIPTION	WEIGHT
0159-28	10191	Basic Kit - 4 Piece	1.97 lbs

## 2 Piece Kit

**NEW**  
PRODUCT



Kit Includes:  
9" Side Cutting Pliers with dipped grip Handles (0151-09D)  
6-in-1 Multi tool (0153-42C) Contains 3/16" and 1/4" flat tip, #1 and #2 Phillips and 5/16" and 1/4" Hex.

CAT. NO.	UPC NO.	DESCRIPTION	WEIGHT
0159-42	00763	Dipped Grip 9" Side Cutting Plier, 6-In-1 Tool	1.55 lbs



# KNOCKOUTS









**WANT SPEED? TRY THE GREENLEE SPEED PUNCH™ SYSTEM.  
WANT SELF CENTERING? SLUG SPLITTER / SLUG BUSTER® SC.  
WANT SIZE? LARGE-DIAMETER STAINLESS STEEL KNOCKOUTS.  
WANT THE WIDEST RANGE OF FAST, RELIABLE KNOCKOUTS?  
TRY GREENLEE.**

## Contents





Speed Punch™ Knockouts	60
Electric & Battery-Powered Knockout Kits	62
Slug-Splitter SC™ Knockout Punches/Kits	64
Slug-Buster® Hydraulic Knockouts/Kits	66
Slug-Buster® Knockouts/Kits	72
Standard Hydraulic Knockout Kits	77
Standard Knockout Kits	79
Knockouts For Stainless Steel	82
Slug-Buster® Knockouts	84
Standard Knockouts	86
Special Application Punches	88
Knockout Parts Cabinets	91
Draw Studs For Knockouts	92
Stud Punches	96
C-Frame Punches	98
Manual Hydraulic Pumps	99
Hydraulic Pump Accessories	100

# SELECTION GUIDES

## Holemaking Selection Guide

MATERIAL TYPE	MATERIAL THICKNESS	NUMBER OF HOLES	PRODUCTS	APPLICATION CONSIDERATIONS	PAGES
Steel 	10GA	Highest	Slug-Splitter SC™ Punches	Maximum durability and universal material usage Maximum hole size 2-3/8 inches	64-67
			Speed Punch™ Punches	Maximum hole size 2-3/8 inches	60-61
	10GA	High	Slug-Buster® Punches	Maximum hole size 2-3/8 inches	68-80
	10GA	High	Standard Punches	Maximum hole size 6-3/8 inches	81-87
	10GA	Medium-High	Ultra Cutters	Maximum hole size 2-1/2 inches	120
	8GA	High	Carbide-Tipped Hole Cutters	Maximum hole size 2-1/2 inches	119
	10GA	Medium-High	Step Bits	Maximum hole size 1-3/8 inches	104-105
	10GA	Medium	Hole Saws	Maximum hole size 6 inches	121-122
Stainless Steel 	10GA	Highest	Slug-Splitter SC™ Punches	Maximum durability and universal material usage	64-67
	10GA	Highest	Lrg. Dia. Punches for Stainless	Hole size 2-1/2 – 4 inches	67
	9GA	Medium-High	Quick Change Carbide-Tipped Cutter	Maximum hole size 3 inches, quick change cutting heads	118
	8GA	Medium-High	Carbide-Tipped Hole Cutters	Maximum hole size 2-1/2 inches	119
Wood 	18"	High	Nail Eater® RT	Cuts through nails, good chip removal, max hole size 1 inches	106
	18"	High	Nail Eater II® Bits	Cuts through nails, good chip removal, max hole size 1-1/4 inches	107
	2-2 x 4's	High	E-Z Bore® Bits	Self feed screw for hard or soft woods, max hole size 4-5/8 inches	110
	2 x 4	High	Step Bits	Maximum hole size 1-3/8 inches, low chip removal	104-105
	16"	Medium	Spade Bits	Maximum hole size 1-1/2 inches	111-112
	1-5/8" or 2 x 4	High	Hole Saws	Maximum hole size 6 inches	121-122
Aluminum 	10GA	Highest	Slug-Splitter SC™ Punches	Maximum durability and universal material usage Maximum hole size 2-3/8 inches	64-67
			Speed Punch™ Punches	Maximum hole size 2-3/8 inches	60-61
	10GA	High	Slug-Buster® Punches	Maximum hole size 2-3/8 inches	68-80
	10GA	High	Standard Punches	Maximum hole size 6-3/8 inches	81-87
	10GA	High	Ultra Cutters	Maximum hole size 2-1/2 inches	120
	10GA	High	Step Bits	Maximum hole size 1-3/8 inches	104-105
	10GA	Medium	Hole Saws	Maximum hole size 6 inches	121-122
Fiberglass/Plastic  	approx. 1/8"	Highest	Slug-Splitter SC™ Punches	Maximum durability and universal material usage Maximum hole size 2-3/8 inches	64-67
			Speed Punch™ Punches	Maximum hole size 2-3/8 inches	60-61
	approx. 1/8"	High	Slug-Buster® Punches	Maximum hole size 2-3/8 inches	68-80
	approx. 1/8"	High	Standard Punches	Maximum hole size 6-3/8 inches	81-87
		High	Ultra Cutters	Maximum hole size 2-1/2 inches	120
	Medium-High	Step Bits	Maximum hole size 1-3/8 inches	104-105	
	1-5/8"	Medium	Hole Saws	Maximum hole size 6 inches	121-122
Drywall/Ceiling Tile 	7/8"	High	Recessed Light Hole Saws	Replaceable blades	126
	7/8"	Medium-Low	Quick Cutter	Adjustable or fixed, sprinkler heads or lighting	126
	7/8"	Medium	Keyhole Saw	Non-round holes	131
Quazite®* Enclosures		High	Slug-Buster® Punches		68-80
	approx. 1/8"	High	Carbide-Grit Hole Saws		123
Cement Board/Hardy Board Siding		High	Carbide-Grit Hole Saws		123
Existing Wall			D'versibits®	Remodeling, phone, cable, alarm installation	113-117
Non-Round Hole 		High	Non-Round Punches	Square, rectangular, electronic connector holes	88-90
		Medium	Reciprocating Blades		128-129
Metric & Non-Conduit Sizes	16-10GA	High	Standard Punches		81-87
Metal Studs	20GA		Stud Punches		96-97

## Knockout Punch Selection Guide

DRIVER TYPE	DRIVE METHOD	CAPACITY	SIZE RANGE AVAILABLE	PAGES
 Speed Punch™	Hydraulic or Battery	Mild steel up thru 10 gauge (3.5 mm)	1.115" through 2.416" dia. (28.3 mm through 61.4 mm)	60-61
 Slug-Splitter™ & Slug-Splitter SC™	Ratchet, Hydraulic or Battery	Stainless steel or mild steel up thru 10 gauge (3.5 mm)	.598" through 2.526" dia. (15.2 mm through 64 mm)	64-67
 Slug-Buster® & Slug-Buster SC®	Manual, Ratchet, Hydraulic or Battery	Mild steel up thru 10 gauge (3.5 mm)	.492" through 2.52" dia. (12.5 mm through 64.0 mm)	68-80
 Standard Round	Manual, Ratchet, Hydraulic or Battery	Mild steel up thru 10 gauge (3.5 mm)	.500" through 6.375" dia. (12.7 through 161.9 mm)	81-87

## Knockout Punch Driver Selection Guide

DRIVER TYPE	DESCRIPTION	AVAILABLE DRIVER KITS	PAGES
 Battery-Powered Driver (18V Li-Ion Battery)	<ul style="list-style-type: none"> <li>Punch holes from any angle with the 360° rotating head.</li> <li>Punches up to 6" holes in 14 gauge mild steel and 2" holes in 14 gauge stainless steel.</li> <li>Slim, compact and lightweight design for reduced fatigue and easy control.</li> <li>Automatic retraction prevents damage to punch and die.</li> <li>One trigger controls all tool functions, no additional manual work required.</li> <li>LED light illuminates dark work areas.</li> </ul>	Driver with Speed Punch™ Punches	60-61
 Battery-Powered or Corded Hydraulic Driver (18V Li-Ion Battery or 120VAC Adapter)	<ul style="list-style-type: none"> <li>Develops 6.7 tons of hydraulic force.</li> <li>Available with a choice of three battery chargers – 120V.</li> <li>Punches up through 10 gauge (3.5 mm) mild steel with Greenlee Speed Punch™, Slug-Buster® and standard knockout punches and 12 gauge (2.5 mm) stainless steel with Greenlee Slug-Splitter SC™ knockout punches.</li> </ul>	Driver Only and Driver with Slug-Buster® Punches	62-63
 Hand Pump Hydraulic Driver with Ram	<ul style="list-style-type: none"> <li>Foot operation frees both hands to operate punch.</li> <li>Powerful hydraulic ram develops 11 tons of hydraulic force.</li> <li>Punches up through 10 gauge (3.5 mm) mild steel with Greenlee Speed Punch™, Slug-Buster® and standard knockout punches and 10 gauge (3.5 mm) stainless steel with Greenlee Slug-Splitter SC™ knockout punches.</li> </ul>	Driver with Slug-Buster® SC Punches	64-65
 Foot Pump Hydraulic Driver with Ram	<ul style="list-style-type: none"> <li>Powerful hydraulic ram develops 11 tons of hydraulic force.</li> <li>Punches up through 10 gauge (3.5 mm) mild steel with Greenlee Speed Punch™, Slug-Buster® and standard knockout punches and 10 gauge (3.5 mm) stainless steel with Greenlee Slug-Splitter SC™ knockout punches.</li> </ul>	Driver Only and Driver with Slug-Buster® Punches	68-69
 Quick Draw® Hydraulic Driver	<ul style="list-style-type: none"> <li>Quick Draw driver is perfect for fast, straight-on panel punching.</li> </ul>	Driver with Standard Punches	81-82
 Quick Draw 90° Hydraulic Driver	<ul style="list-style-type: none"> <li>Quick Draw 90 right-angle design allows greater versatility in tight spaces.</li> </ul>	Driver with Speed Punch™ Punches	60-61
 Quick Draw® Flex Hydraulic Driver	<ul style="list-style-type: none"> <li>Quick Draw Flex allows unlimited driver orientation.</li> </ul>	Driver with Standard Punches	81-82
 High Leverage Ratchet Driver	<ul style="list-style-type: none"> <li>Time saving ball bearing head punches faster than wrench method.</li> <li>Punches up through 10 gauge (3.5 mm) mild steel with Greenlee Speed Punch™, Slug-Buster® and standard knockout punches and 16 gauge (1.5 mm) stainless steel with Greenlee Slug-Splitter SC™ knockout punches.</li> </ul>	Driver Only and Driver with Slug-Buster® Punches	74
 Manual Ratchet Driver	<ul style="list-style-type: none"> <li>Unique punch profile splits slugs allowing easy slug removal.</li> <li>1" Hex Ratchet Wrench allows use with both 3/8" (19.1 mm) and 3/4" (9.5 mm) draw studs.</li> <li>Slug-Buster® Punches available in sizes up thru 2.52" (64.0 mm).</li> <li>Standard round punches available up to 5 5/8" (144.1 mm).</li> </ul>	Driver with Slug-Buster® Punches	75
		Driver with Slug-Buster® Metric Punches	77
		Driver with Standard Metric Punches	85

# SPEED PUNCH™ KNOCKOUTS

Speed Punch™ Knockout System

**NEW PRODUCT**



**VIDEO**

A PRODUCT VIDEO IS AVAILABLE, SCAN THIS QR CODE OR VISIT:

[www.youtube.com/GreenleeDEMO](http://www.youtube.com/GreenleeDEMO)

## SAVE TIME AND MONEY WITH EVERY PUNCH!

From the leaders in knockout technology comes the new SPEED PUNCH™ System. The patent pending “no-thread” design eliminates cross-threading, while the innovative SPEED LOCK mechanism quickly secures the punch in place. This means longer tool life and faster punches, saving you time and money on the job. SPEED PUNCH™ is available in 3/4” - 2” conduit sizes and three kit configurations.

- Punch up to 10 gauge mild steel, aluminum, fiberglass or plastic.
- Use with hydraulic and battery-powered drivers.
- Available in 3/4” - 2” conduit sizes and three kit configurations.

### SPECIFICATIONS

<b>Capacity</b>	Mild steel up through 10 gauge (3.5 mm)
<b>Application</b>	Mild steel, fiberglass and plastic enclosures.
<b>Hole Sizes</b>	Conduit Sizes - Hole size is outside diameter of US conduit sizes. Example: 3/4" conduit size actually makes a 1-3/32" hole. Pg Sizes - European standard pipe sizes. ISO Sizes - International Standards Organization pipe sizes.
<b>Operation</b>	Operate with battery, hydraulic driver only.



**UP TO 3X FASTER\***

\* Compared to standard threaded punch & draw stud set-up and disassembly.

**“No-thread” punch design quickly and easily slides on/off draw stud: The fastest punch system on the market today.**

It's as simple as:



**1 SLIDE**  
Slide die and punch onto draw stud: “No-thread” design eliminates cross-threading.



**2 SECURE**  
Secure SPEED LOCK onto draw stud: Faster setup and disassembly.



**3 PUNCH**  
Punch hole: Save time and money with every punch!

## Speed Punch™ Knockout System



CAT. NO.	UPC NO.	DESCRIPTION	HOLE SIZE						CAPACITY MILD STEEL		
			CONDUIT & PIPE SIZE	ACTUAL		CAPACITY		LS50L11SP/01081	7906SBSP/09278	7905SBSP/01081	
				Ø INCH	Ø MM	GA	MM				
7212SP-3/4P	00952	Punch, 3/4" Conduit, Speed Punch	3/4"	-	1.115	28.3	10	3.5	✓	✓	✓
7212SP-1P	00953	Punch, 1" Conduit, Speed Punch	1"	-	1.362	34.6	10	3.5	✓	✓	✓
7212SP-1-1/4P	00955	Punch, 1-1/4" Conduit, Speed Punch	1-1/4"	1-11/16"	1.701	43.2	10	3.5	✓	✓	✓
7212SP-1-1/2P	09282	Punch, 1-1/2" Conduit, Speed Punch	1-1/2"	1-15/16"	1.951	49.6	10	3.5	✓	✓	✓
7212SP-2P	09283	Punch, 2" Conduit, Speed Punch	2"	2-3/8"	2.416	61.5	10	3.5	✓	✓	✓
7212SP-3/4D	09279	Die, 3/4" Conduit, Speed Punch	3/4"	-	1.115	28.3	10	3.5	✓	✓	✓
7212SP-1D	09280	Die, 1" Conduit, Speed Punch	1"	-	1.362	34.6	10	3.5	✓	✓	✓
7212SP-1-1/4D	09281	Die, 1-1/4" Conduit, Speed Punch	1-1/4"	1-11/16"	1.701	43.2	10	3.5	✓	✓	✓
7212SP-1-1/2D	00956	Die, 1-1/2" Conduit, Speed Punch	1-1/2"	1-15/16"	1.951	49.6	10	3.5	✓	✓	✓
7212SP-2D	00957	Die, 2" Conduit, Speed Punch	2"	2-3/8"	2.416	61.5	10	3.5	✓	✓	✓
SP-LOCK	09277	Speed Lock							✓	✓	✓
7212SP11	10002	Draw Stud, 3/4" X 4.77", Speed Punch							✓	✓	✓
7212SP12*	00979	Draw Stud, 3/4" X 5.63", Speed Punch									
34403	34403	Kwik-Stepper #3 Step Bit							✓	✓	✓
-	-	Plastic Case								✓	✓
33786	33786	Quick Draw 90 Punch Driver								✓	
52178	52178	120V Charger							✓		
52177	52177	18V 1.5 Ah Li-Ion Battery							✓		
LS50LB	01131	LS50 Punch Driver and Case Only (No Battery, Charger, or accessories)							✓		
KK50LFLEX	00185	LS50 Plastic Case Only							✓		

\*For use with 746 Hydraulic RAM

# ELECTRIC & BATTERY-POWERED KNOCKOUT KITS

## LS50L Battery-Powered Knockout Punch Driver

**NEW PRODUCT**  
**AVAILABLE AS BARE TOOL**



- Punch holes from any angle with the 360° rotating head.
- Punches up to 6" holes in 14 gauge mild steel and 2" holes in 14 gauge stainless steel.
- Slim, compact and lightweight design for reduced fatigue and easy control.
- Automatic retraction prevents damage to punch and die.
- One trigger controls all tool functions, no additional manual work required.
- Non-slip rubber grip for firm and comfortable hold.
- LED light illuminates dark work areas.

**SPECIFICATIONS**

<b>Weight (driver with battery)</b>	5.05 lbs (2.29kg)
<b>Maximum Punch Force</b>	6 Tons (60kN)
<b>Charging Time</b>	22 min (RAL2/BL1380) or 15 min (RAL1/BL1815)
<b>Battery Voltage</b>	18V

CAT. NO.	UPC NO.	DESCRIPTION
LS50L11A	04951	Punching Tool Kit Includes: LS50L Battery Driver, (1) 18V Li-ion Battery, (1) 120V Battery Charger, (1) Spacer (1924AA), (1) 3/4-16 x 4 Drawstud (31872). (1) 3/8 x 4.8 Drawstud (209633)
LS50L11B	04956	Punching Tool Kit Includes: LS50L Battery Driver, (1) 18V Li-ion Battery, (1) 120V Battery Charger, (1) Spacer (1924AA), (1) 3/4-16 x 4 Drawstud (31872). (1) 3/8 x 4.8 Drawstud (209633), Slugbuster punches and dies for (1/2", 3/4", 1", 1-1/4", 1 1/2" and 2") conduit
LS50LB	01131	LS50 punch driver and case only (no battery, charger, or accessories).



**VIDEO**  
 A PRODUCT VIDEO IS AVAILABLE, SCAN THIS QR CODE OR VISIT:  
[www.youtube.com/GreenleeDEMO](http://www.youtube.com/GreenleeDEMO)

## Battery-Powered Knockout Punch Driver Kits Parts List

	CAT NO.	UPC NO.	DESCRIPTION	HOLE SIZE				KIT CAT./UPC NO.		
				CONDUIT & PIPE		ACTUAL		LS50L11A	LS50L11B	
				SIZE	Ø INCH	Ø MM	LS60LA11	LS60LB11		
PUNCHES AND DIES	721-1/2	31756	1/2" Conduit Size Slug-Buster® Punch	1/2"	7/8	0.885	22.5		✓	
	14722	14722	1/2" Conduit Size Die	1/2"	7/8	0.885	22.5		✓	
	721-3/4	31757	3/4" Conduit Size Slug-Buster® Punch	3/4"	—	1.115	28.3		✓	
	124AV	06972	3/4" Conduit Size Die	3/4"	—	1.115	28.3		✓	
	721-1	31758	1" Conduit Size Slug-Buster® Punch	1"	—	1.362	34.6		✓	
	126AV	04011	1" Conduit Size Die	1"	—	1.362	34.6		✓	
	721-1-1/4	31759	1-1/4" Conduit Size Slug-Buster® Punch	1-1/4"	1-11/16	1.701	43.2		✓	
	128AV	04013	1-1/4" Conduit Size Die	1-1/4"	1-11/16	1.701	43.2		✓	
	721-1-1/2	31760	1-1/2" Conduit Size Slug-Buster® Punch	1-1/2"	1-15/16	1.951	49.6		✓	
	440AV	04061	1-1/2" Conduit Size Die	1-1/2"	1-15/16	1.951	49.6		✓	
	721-2	31761	2" Conduit Size Slug-Buster® Punch	2"	2-3/8	2.416	61.5		✓	
	442AV	04063	2" Conduit Size Die	2"	2-3/8	2.416	61.5		✓	
	DRAW STUDS AND MISC.	1614SS	30043	Draw Stud - 3/8" x 2-13/16"					✓	✓
		31872	31872	Draw Stud - 3/4" x 4-1/8"					✓	✓
1924AA		03248	Spacer Short					✓	✓	
33967		33967	Stud Adapter - 3/8"					✓	✓	



## LS60L Battery-Powered Knockout Punch Driver Kits



LS60LA11

- State of the art 18V lithium ion (Li-ion) battery provides 70% more cycles per charge and faster cycle times.
- LED light provides the operator with the battery charge and tool maintenance status.
- Forward handle position improves tool balance.
- One trigger controls all tool functions.
- Punching cycle stops automatically when hole is complete to prevent damage to punch
- Overmolded tacky grip areas make gripping the tool easier and more comfortable.
- LED work light illuminates dark work areas.
- Greenlee battery-powered punching tools now use bio-degradable oil.
- Smart chargers control the charging current, charging voltage and battery temperature to maximize battery life
- Available with 120V battery charger or with 120V corded adapter in place of batteries and charger

### SPECIFICATIONS

<b>Weight (driver with battery only)</b>	8.8 lbs. (4.0 kg)
<b>Overall Length (ram retracted)</b>	11.5 in. (292 mm)
<b>Height</b>	12.5 in. (318 mm)
<b>Maximum Punch Force</b>	6.7 tons (60 kN)
<b>Maximum Round Punch Size (in 10 gauge mild steel)</b>	2.42 in. dia. (61.5 mm dia)
<b>Maximum Square Punch Size (in 10 gauge mild steel)</b>	2-11/16 in. x 2-11/16 in. (68.0 x 68.0 mm)
<b>Maximum Rectangular Punch Size (in 10 gauge mild steel)</b>	1.378 x 2.559 in. (35.0 x 65.0 mm)
<b>Maximum Ram Travel</b>	0.87 in (22 mm)
<b>Charging Time</b>	Approximately 1 hour
<b>Battery Voltage</b>	18 V, 3.0Ah, Li-ion

CAT. NO.	UPC NO.	DESCRIPTION
LS60LA11	52155	Battery Punch Driver -120 Volt Charger
LS60LB11	52158	Battery Punch Driver -120 Volt Charger
LS60LA120	52161	Punch Driver - 120 Volt AC Adapter
LS60LB120	52163	Punch Driver - 120 Volt AC Adapter
KKLS60LGL	25749	Carry Case
52176	52176	18V, 3.0Ah, Li-ion Battery
12274	12274	Strap
52178	52178	120V Charger
52179	52179	230V Charger
52180	52180	12V Charger

See kit contents on page 62.

### STEEL CAPACITIES FOR CONDUIT SIZES

STUD AND ACCESSORIES	STANDARD PUNCHES AND SLUG-BUSTER®							SLUG-SPLITTER SC™							Electronic Connector Punches RS-232, 229, 231, 234, 238
	1/2" COND.	3/4" COND.	1-7/32" COND.	1" COND.	1-1/4" COND.	1-1/2" COND.	2" COND.	1/2" COND.	3/4" COND.	1-7/32" COND.	1" COND.	1-1/4" COND.	1-1/2" COND.	2" COND.	
1614SS Draw Stud															
1924AA Spacer	0.885"	1.115"	1.210"	1.362"	1.701"	1.951"	2.415"	0.885"	1.115"	1.210"	1.362"	1.701"	1.951"	2.416"	
33967 Adapter	22.5MM	28.3MM	30.5MM	34.6MM	43.2MM	49.6MM	61.5MM	22.5MM	28.3MM	30.5MM	34.6MM	43.2MM	49.6MM	61.5MM	
1924AA Spacer ①															
29451 7/16" Draw Stud															
1924AA Spacer															
31872 3/4" Draw Stud															
31872 3/4" Draw Stud															
33967 Adapter															

① 29451 sold separately. See page 94 for ordering information.

- 10 GA. (0.1345" [3.5 mm]) MILD STEEL
- 10 GA. (0.1345" [3.5 mm]) STAINLESS STEEL
- 12 GA. (0.1046" [2.5 mm]) STAINLESS STEEL
- 16 GA. (0.0598" [1.5 mm]) MILD STEEL AND 1/8" ALUMINUM

# SLUG-SPLITTER SC™ KNOCKOUT KITS

## Slug-Splitter SC™ Ram and Hand Pump Hydraulic Driver Punch Kits

**Designed for stainless steel applications**



7506 Punch Kit

**All Kits Feature:**

- Slug-Splitter SC™ (Self Centering) knockout punches with capacities up through 10 gauge (3.5 mm) stainless steel. Refer to individual punch capacity ratings.
- Self-centering punch aligns itself on pilot hole. (Slug-Splitter SC™)
- No need to draw crosshairs or line up die alignment marks. (Slug-Splitter SC™)

**7506 Kit Features**

- Fast, easy and simple to operate.
- Compact design makes this a perfect choice for use on construction sites and maintenance jobs.
- Will also drive 751 Cable Cutter head.
- Powerful 11-ton hydraulic ram.
- 3-foot hose.

**SPECIFICATIONS**

**Operation** 7307/29528 - Quick Draw®, Quick Draw 90° and Quick Draw® Flex Hydraulic Drivers, Battery-Powered Drivers, 7646 and 7625 Ram-Type Drivers.  
 744/29619 - Quick Draw®, Quick Draw 90° and Quick Draw® Flex Hydraulic Drivers, Battery-Powered Drivers, 7646 and 7625 Ram-Type Drivers.  
 7506/30385 - Hydraulic Ram and Hand Pump included.



7307 Punch Kit (driver not included)

CAT. NO.	UPC NO.	DESCRIPTION	WEIGHT	
			LBS.	KG.
744	29619	1/2" through 1-1/4" Conduit Size Slug-Splitter SC Knockout Punch Kit	5	2.3
7307	29528	1/2" through 2" Conduit Size Slug-Splitter SC™ Knockout Punch Kit	10.4	4.7
7506	30385	1/2" through 2" Conduit Size Slug-Splitter SC™ Knockout Punch Kit with Hydraulic Ram and Hand Pump	32	14.5

NOTE: See Slug-Splitter SC™ knockout punch units on pages 82-83 for list of individual punches, dies and draw studs.



744 Punch Kit (driver not included)

**N** = NEW PRODUCT

**R** = REPLACEMENT PART

**A** = ACCESSORY

**B** = BARE TOOL



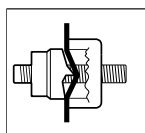
CAT. NO.	UPC NO.	DESCRIPTION	HOLE SIZE				CAPACITY		KIT CAT./UPC NO.		
			CONDUIT & PIPE SIZE	ACTUAL		STAINLESS STEEL		744/	7307/	7506/	
				Ø INCH	Ø MM	GA	MM	29619	29528	30385	
28154	28154	1/2" Conduit Size Punch	1/2"	7/8	.885	22.5	10	3.5	✓	✓	✓
28155	28155	1/2" Conduit Size Die	1/2"	7/8	.885	22.5	10	3.5		✓	✓
28156	28156	3/4" Conduit Size Punch	3/4"	—	1.115	28.3	10	3.5	✓	✓	✓
28157	28157	3/4" Conduit Size Die	3/4"	—	1.115	28.3	10	3.5	✓	✓	✓
36490	36490	1-7/32" Punch Oiltight	—	1-7/32	1.210	30.5	10	3.5			
36489	36489	1-7/32" Die Oiltight	—	1-7/32	1.210	30.5	10	3.5		✓	
28158	28158	1" Conduit Size Punch	1"	1-11/32	1.362	34.6	10	3.5	✓	✓	✓
28159	28159	1" Conduit Size Die	1"	1-11/32	1.362	34.6	10	3.5	✓	✓	✓
28160	28160	1-1/4" Conduit Size Punch	1-1/4"	1-11/16	1.701	43.2	10	3.5	✓	✓	✓
28161	28161	1-1/4" Conduit Size Die	1-1/4"	1-11/16	1.701	43.2	10	3.5	✓	✓	✓
28162	28162	1-1/2" Conduit Size Punch	1-1/2"	1-15/16	1.951	49.6	10	3.5		✓	✓
28163	28163	1-1/2" Conduit Size Die	1-1/2"	1-15/16	1.951	49.6	10	3.5		✓	✓
28165	28165	2" Conduit Size Punch	2"	2-3/8	2.416	61.5	10	3.5		✓	✓
28166	28166	2" Conduit Size Die	2"	2-3/8	2.416	61.5	10	3.5		✓	✓
29451	29451	7/16" x 4-1/4" Draw Stud							✓	✓	✓
29452	29452	3/4" x 5-1/2" Draw Stud							✓	✓	✓
29529	29529	Metal Case								✓	
19193	19193	Metal Case									
31068	31068	Metal Case									✓
746SS	30387	Ram (includes 1 each of the following 3 items)									
54167	54167	1/4" Female Coupler									✓
54168	54168	Dust Plug									
15908	15908	Spacer Group (includes 1 each of the following 3 items)									
1924AA	03248	Spacer-Short									
1925AA	03249	Spacer-Medium									✓
1926AA	06904	Spacer-Long									
767	13284	Hydraulic Hand Pump									✓
38316	38316	High Pressure Hose Unit—1/4" x 3' (includes 1 each of the following 3 items)									
54169	54169	1/4" Male Coupler									✓
54170	54170	Dust Cap									
06302	06302	High Pressure Hose—1/4" x 3'									✓

# KNOCKOUTS FOR STAINLESS STEEL

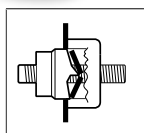
## Slug-Splitter SC™ and Slug-Splitter Knockout Punches



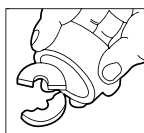
- Slug-Splitter SC™ heavy-duty punches are designed to punch up through 10 gauge (3.5 mm) stainless steel.
- Unique slug-splitting design and tool steel construction easily punch 10 gauge (3.5 mm) mild steel and stainless steel.
- Self-centering punch aligns itself on pilot hole. (Slug-Splitter SC™)
- No need to draw crosshairs or line up die alignment marks. (Slug-Splitter SC™)
- Unique punch profile also splits slugs for easier slug removal.
- Heavy-duty dies and stainless steel draw studs for longer life.
- Excellent abrasion resistance for punching fiberglass and plastic.
- Slug-Splitter SC™ punch units consist of: punch, die and draw stud. Check individual punch for specific capacity.
- Patent Pending for Self-centering Slug-Splitter SC™.



Unique Slug-Splitter SC™ punch design creates slug as the punch is drawn into the die.



Slug is split in half as punching operation is completed.



Split slugs fall free from the die and stud.

### SPECIFICATIONS

<b>Capacity</b>	Stainless steel up through 10 gauge (3.5 mm)
<b>Application</b>	10-gauge stainless steel, mild steel, fiberglass and plastic enclosures.
<b>Hole Sizes</b>	Conduit Sizes - Hole size is outside diameter of US conduit sizes. Example: 1/2" conduit size actually makes a 7/8" hole. Pg Sizes - European standard pipe sizes. ISO Sizes - International Standards Organization pipe sizes.
<b>Operation</b>	Operate with battery, hydraulic or high leverage ratchet driver only.

### SELF CENTERING – SLUG-SPLITTER SC™ KNOCKOUT PUNCHES 0.885" TO 2.416"

PUNCH CAT./UPC NO.	DIE CAT./UPC NO	CONDUIT & PIPE	HOLE SIZE				CAPACITY		DRAW STUDS			
			ACTUAL				STAINLESS STEEL		HYDRAULIC DRIVERS		RATCHET DRIVER	
			Ø (INCH)	Ø (MM)	PG	ISO	GA.	(MM)	7804/7904	7646/7625	1904	
28154	28155	1/2"	7/8	0.885	22.5	16	-	10	3.5	29451	29451	30227
28156	28157	3/4"	-	1.115	28.3	21	-	10	3.5	31872	29452	12099
36490	36489	-	1-7/32	1.210	30.5	-	-	10	3.5	31872	29452	12099
28158	28159	1"	1-11/32	1.352	34.6	-	-	10	3.5	31872	29452	12099
28160	28161	1-1/4"	1-11/16	1.701	43.2	-	-	10	3.5	31872	29452	12099
28162	28163	1-1/2"	1-15/16	1.951	49.6	-	-	10	3.5	-	29452	12099
28165	28166	2"	2-3/8	2.416	61.5	-	-	10	3.5	-	29452	12099

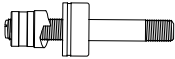
### STANDARD – SLUG-SPLITTER KNOCKOUT PUNCHES 0.598" TO 2.520"

31117	31126	-	-	0.598	15.2	9	-	12	2.5	29451	29451	30227
04599	04598	-	-	0.638	16.2	-	16	12	2.5	29451	29451	30227
31119	31128	-	-	0.732	18.6	11	-	12	2.5	29451	29451	30227
31120	31129	-	-	0.803	20.4	13	20	12	2.5	29451	29451	30227
04602	04601	-	1	1.000	25.4	-	25	10	3.5	31872	29451	30227
04605	04603	-	-	1.280	32.5	-	32	10	3.5	31872	29452	12099
31122	31135	-	-	1.457	37.0	29	-	10	3.5	31872	29452	12099
04608	04607	-	-	1.595	40.5	-	40	10	3.5	31872	29452	12099
31123	31131	-	-	1.850	47.0	36	-	10	3.5	-	29452	12099
04611	04609	-	2	2.000	50.8	-	50	10	3.5	-	29452	12099
31124	31132	-	2 1/8	2.125	54.0	42	-	10	3.5	-	29452	12099
31125	31133	-	-	2.362	60.0	48	-	10	3.5	-	29452	12099
04614	04613	-	-	2.520	64.0	-	63	10	3.5	-	29452	12099

\* 16 ga. stainless steel capacity with ratchet driver.

## Slug-Splitter SC™ and Slug-Splitter Knockout Punches

### PUNCH UNITS



### SELF CENTERING – SLUG-SPLITTER SC™ KNOCKOUT PUNCHES 0.885" TO 2.416"

PUNCH UNIT - INCLUDES PUNCH, DIE & DRAW		HOLE SIZE			CAPACITY STAINLESS STEEL		WEIGHT		DRIVER				DRAW STUD
CATALOG NO.	UPC NO.	CONDUIT & PIPE SIZE	IN	MM	GA	MM	LBS.	KG	1904	7804/7904	LS60*	7646/7625	
745R-1/2	30384	1/2"	7/8	22.5	16	1.5	.6	.27	x				30227
745H-1/2	29560	1/2"	7/8	22.5	10	3.5	.7	.32		x	x	x	29451
740H-1-7/32 Oil Tight	29563	-	1-7/32	30.5	10	3.5	1.2	.54		x	x	x	29452
745H-3/4	12318	3/4"	1-3/32	28.3	10	3.5	1.26	.57				x	29452
745H-1	12319	1"	1-11/32	34.6	10	3.5	1.51	.68				x	29452
745H-1-1/4	12320	1-1/4"	1-11/16	43.2	10	3.5	1.96	.89				x	29452
745H-1-1/2	12321	1-1/2"	1-15/16	49.6	10	3.5	2.49	1.13				x	29452
745H-2	12322	2"	2-3/8	61.5	10	3.5	3.69	1.67				x	29452

### STANDARD – SLUG-SPLITTER KNOCKOUT PUNCHES 0.598" TO 2.520"

745M-15.2	12323	-	0.598	15.2	12	2.5	.98	.44				x	29451
745M-16.2	12324	-	0.638	16.2	12	2.5	.97	.44				x	29451
745M-18.6	12325	-	0.732	18.6	12	2.5	.98	.45				x	29451
745M-20.4	12326	-	0.803	20.4	12	2.5	.96	.44				x	29451
745M-25.4	12317	-	1.000	25.4	10	3.5	1.05	.48				x	29451
745M-32.5	12327	-	1.280	32.5	10	3.5	1.53	.69				x	29452
745M-37	12328	-	1.457	37	10	3.5	1.68	.76				x	29452
745M-40.5	12329	-	1.595	40.5	10	3.5	1.83	.83				x	29452
745M-47	12330	-	1.850	47	10	3.5	2.3	1.04				x	29452
745M-50.8	12331	-	2.000	50.8	10	3.5	2.91	1.32				x	29452
745M-54	12332	-	2.125	54	10	3.5	2.90	1.31				x	29452
745M-60	12333	-	2.362	60	10	3.5	3.63	1.65				x	29452
745M-64	12334	-	2.520	64	10	3.5	3.87	1.75				x	29452

\* Battery-Powered or Corded Knockout Punch Driver

## Large Diameter Knockouts for Stainless Steel

**NEW PRODUCT**



- Makes clean & accurate holes.
- For conduit sizes 2-1/2", 3", 3-1/2" & 4".
- Rated for punching in up to 10 gauge stainless steel.
- Excellent abrasion resistance for punching fiberglass and plastic.
- Kit includes punches, dies, draw stud and sleeve.
- High-Impact, rugged plastic carrying case (kit only).

CAT NO.	UPC NO.	DESCRIPTION
7308	06176	Kit Includes: Punches and Dies for 2-1/2", 3" & 4" Conduit, Draw Stud (29452), Sleeve (1557SS) and Case
745H-2-1/2	06183	Punch Unit for 2-1/2" Conduit Includes: Punch, Die & Draw Stud (29452)
745H-3	06190	Punch Unit for 3" Conduit Includes: Punch, Die & Draw Stud (29452)
745H-3-1/2	06206	Punch Unit for 3-1/2" Conduit Includes: Punch, Die & Draw Stud (29452)
745H-4	06213	Punch Unit for 4" Conduit Includes: Punch, Die & Draw Stud (29452)
1557SS	00785	Hydraulic Punch Sleeve (SS)
00622	00622	2-1/2" Replacement Punch
00626	00626	2-1/2" Replacement Die
00623	00623	3" Replacement Punch
00627	00627	3" Replacement Die
00624	00624	3-1/2" Replacement Punch
00629	00629	3-1/2" Replacement Die
00625	00625	4" Replacement Punch
00630	00630	4" Replacement Die

# SLUG-BUSTER® HYDRAULIC KNOCKOUT KITS

## Slug-Buster® Ram and Hand Pump Kits (Inch and Metric)



- Fast, easy and simple to operate.
- Compact design for field use on construction sites and maintenance jobs.
- Punches 10 times faster than wrench method.
- Will also drive 751 Cable Cutter head.
- Can be used with most standard round Slug-Buster® and Slug-Splitter SC™ punches (not 1/2", 9/16", 5/8").
- Can be used with non-round punches (adapter may be required).
- 3-foot hose
- Powerful 11-ton hydraulic ram.

CAT NO.	UPC NO.	DESCRIPTION	WEIGHT	
			LBS.	KG.
7646	15906	Driver with Hand Pump, Draw Studs, Spacer and Plastic Case	20	9.1
7306SB	34360	Driver, Hand Pump, Slug-Buster® Punches, Dies and Draw Studs for 1/2" through 2" Conduit, Adapter, Spacers, Kwik Stepper® Step Bit and Plastic Case	24	10.9
7310SB	34361	Driver, Hand Pump, Slug-Buster® Punches, Dies and Draw Studs for 1/2" through 2" and 2-1/2" through 4" Standard Conduit Size Punches, Dies and Draw Studs, Adapter, Spacers, Kwik Stepper® Step Bit and Plastic Case	54	24.5
7646Pg-SB	32799	Metric – Driver, Slug-Buster® Pg Punches, Dies and Draw Studs for 15.2 mm through 60.0 mm, Adapter, Spacers, Kwik Stepper® Step Bit and Plastic Case	24	10.9
38520	38520	Driver, Hand Pump, Slug-Buster® Punches and Draw Studs for 1/2" through 3" and 4" Conduit, Adapter, Spacers, Kwik Stepper® Step Bit and Plastic Case	48	21.8

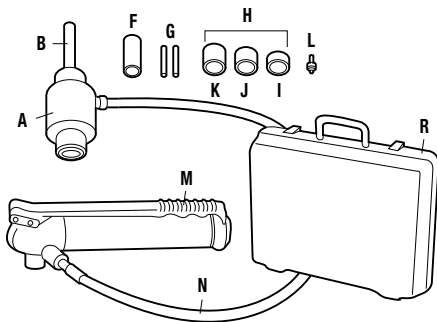
**STEEL CAPACITIES FOR CONDUIT SIZES**

REQUIRED DRAW STUD AND ACCESSORIES	STANDARD PUNCHES AND SLUG-BUSTER®									
	1/2"	3/4"	1"	1-1/4"	1-1/2"	2"	2-1/2"	3"	3-1/2"	4"
3/4" Stud (2113B), 3/8" Stud (20963) & Spacers										
3/4" Stud (2113B), Long Spacer										
3/4" Stud (2113B), Short Spacer										
3/4" Stud (2113B)										
3/4" Stud (2113B), & Sleeve (03170)										

10 GA. MILD STEEL

**RAM AND HAND PUMP HYDRAULIC DRIVER PARTS IDENTIFICATION**

KEY	CAT. NO.	UPC NO.	DESCRIPTION	
	A	746	17091	Ram (includes Item B)
	B	2113B	10109	Draw Stud-3/4" x 5 3/8"
	F	1557AA	03170	Punch Sleeve
	G	20963	20963	Draw Stud-3/8" x 4.8"
	H	15908		Spacer Group (includes Items I, J and K)
	I	1924AA	03248	Spacer-Short
	J	1925AA	03249	Spacer-Medium
	K	1926AA	06904	Spacer-Long
	L	34410		Kwik Stepper® Step Bit 1/2"
	M	767	13284	Hydraulic Hand Pump
	N	06302	06302	High Pressure Hose-1/4" x 3'
	R	30206		Plastic Case



**N** = NEW PRODUCT

**R** = REPLACEMENT PART

**A** = ACCESSORY

**B** = BARE TOOL



## Slug-Buster® Ram and Hand Pump Kits Parts List

CAT NO.	UPC NO.	DESCRIPTION	HOLE SIZE				KIT CAT./UPC NO.				
			CONDUIT & PIPE SIZE	ACTUAL			7646/15906	7306SB/34360	7310SB/34361	7646PGSB/32799	38520
				Ø INCH	Ø MM						
721-1/2	31756	1/2" Conduit Size Slug-Buster® Punch	1/2"	7/8	0.885	22.5		1	1	1	1
14722	14722	1/2" Conduit Size Die	1/2"	7/8	0.885	22.5		1	1	1	1
721-3/4	31757	3/4" Conduit Size Slug-Buster® Punch	3/4"	—	1.115	28.3		1	1		1
124AV	06972	3/4" Conduit Size Die	3/4"	—	1.115	28.3		1	1		1
721-1	31758	1" Conduit Size Slug-Buster® Punch	1"	—	1.362	34.6		1	1		1
126AV	04011	1" Conduit Size Die	1"	—	1.362	34.6		1	1		1
721-1-1/4	31759	1-1/4" Conduit Size Slug-Buster® Punch	1-1/4"	1-11/16	1.701	43.2		1	1		1
128AV	04013	1-1/4" Conduit Size Die	1-1/4"	1-11/16	1.701	43.2		1	1		1
721-1-1/2	31760	1-1/2" Conduit Size Slug-Buster® Punch	1-1/2"	1-15/16	1.951	49.6		1	1		1
440AV	04061	1-1/2" Conduit Size Die	1-1/2"	1-15/16	1.951	49.6		1	1		1
721-2	31761	2" Conduit Size Slug-Buster® Punch	2"	2-3/8	2.416	61.5		1	1		1
442AV	04063	2" Conduit Size Die	2"	2-3/8	2.416	61.5		1	1		1
1429AV	04175	2-1/2" Conduit Size Punch	2-1/2"	2-7/8	2.914	74.0			1		1
1430AV	04177	2-1/2" Conduit Size Die	2-1/2"	2-7/8	2.914	74.0			1		1
1431AV	04180	3" Conduit Size Punch	3"	3-1/2	3.539	89.9			1		1
1432AV	04183	3" Conduit Size Die	3"	3-1/2	3.539	89.9			1		1
2982AV	04653	3-1/2" Conduit Size Punch	3-1/2"	4	4.044	102.7			1		
2981AV	04652	3-1/2" Conduit Size Die	3-1/2"	4	4.044	102.7			1		
2984AV	04655	4" Conduit Size Punch	4"	4-1/2	4.544	115.4			1		1
2983AV	04654	4" Conduit Size Die	4"	4-1/2	4.544	115.4			1		1
31969	31969	Pg-9 Slug-Buster® Punch	—	—	0.598	15.2				1	
32002	32002	Pg-9 Die	—	—	0.598	15.2				1	
31970	31970	Pg-11 Slug-Buster® Punch	—	—	0.732	18.6				1	
32003	32003	Pg-11 Die	—	—	0.732	18.6				1	
31971	31971	Pg-13 Slug-Buster® Punch	—	—	0.803	20.4				1	
32004	32004	Pg-13 Die	—	—	0.803	20.4				1	
31973	31973	Pg-21 Slug-Buster® Punch	3/4"	—	1.115	28.3				1	
32006	32006	Pg-21 Die	3/4"	—	1.115	28.3				1	
36284	36284	Slug-Buster® Punch	—	1-7/32	1.210	30.5				1	
36279	36279	Die	—	1-7/32	1.210	30.5				1	
31975	31975	Pg-29 Slug-Buster® Punch	—	—	1.457	37.0				1	
32008	32008	Pg-29 Die	—	—	1.457	37.0				1	
31976	31976	Pg-36 Slug-Buster® Punch	—	—	1.850	47.0				1	
32009	32009	Pg-36 Die	—	—	1.850	47.0				1	
31978	31978	Pg-48 Slug-Buster® Punch	—	—	2.362	60.0				1	
32011	32011	Pg-48 Die	—	—	2.362	60.0				1	
746	17091	Ram (includes following item)					1	1	1	1	1
2113B	10109	Draw Stud-3/4" x 5 3/8"					1	1	1	1	1
1557AA	03170	Punch Sleeve					1	1	1	1	1
20963	20963	Draw stud-3/8" x 4.8"					1	1	1	1	1
15908	15908	Spacer Group (includes 1 ea. of following 3 items)					1	1	1	1	1
1924AA	03248	Spacer-Short					1	1	1	1	1
1925AA	03249	Spacer-Medium					1	1	1	1	1
1926AA	06904	Spacer-Long					1	1	1	1	1
34410	34410	Kwik Stepper® Step Bit 1/2"					1	1	1	1	1
767	13284	Hydraulic Hand Pump					1	1	1	1	1
06302	06302	High Pressure Hose – 1/4" x 3'					1	1	1	1	
30206	30206	Plastic Case					1	1		1	
18402	18402	Steel case							1		1
25094	25094	Tray							1		

PUNCHES AND DIES

DRAW STUDS AND MISC.

## Slug-Buster® Ram and Foot Pump Hydraulic Driver Kits





- Foot operation frees both hands to position punch.
- Punches 10 times faster than wrench method.
- Will also drive 751 Cable Cutter head.
- Powerful 11-ton hydraulic ram.
- Can be used with most standard round, Slug-Buster® and Slug-Splitter SC™ punch sizes. (Not 1/2", 9/16" 5/8")
- Can be used with non-round punches (adapter may be required).

CAT NO.	UPC NO.	DESCRIPTION	WEIGHT	
			LBS.	KG.
7625	25097	Driver, Foot Pump, Steel Case	37	17
7606SB	07173	Driver, Foot Pump, Slug-Buster® Punches, Dies and Draw Studs for 1/2" through 2" Conduit, Steel Case	42	19
7610SB	07174	Driver, Foot Pump, Slug-Buster® Punches, Dies & Draw Studs for 1/2" through 2" Conduit, Slug-Buster® Punches and 2 1/2" through 4" Conduit Standard Round Punches	60	27

### STEEL CAPACITIES FOR CONDUIT SIZES

REQUIRED DRAW STUD AND ACCESSORIES	STANDARD PUNCHES AND SLUG-BUSTER®						STANDARD				SLUG-SPLITTER SC™					
	1/2"	3/4"	1"	1-1/4"	1-1/2"	2"	2-1/2"	3"	3-1/2"	4"	1/2"	3/4"	1"	1-1/4"	1-1/2"	2"
3/4" Stud (2113B), 3/8" Stud (20963) & Spacers	10 GA. MILD STEEL															
3/4" Stud (2113B), Long Spacer		10 GA. MILD STEEL														
3/4" Stud (2113B), Short Spacer					10 GA. MILD STEEL											
3/4" Stud (2113B)							10 GA. MILD STEEL									
3/4" Stud (2113B), & Sleeve (03170)									10 GA. MILD STEEL							
7/16" Stud (29451)											10 GA. STAINLESS STEEL					
3/4" Stud (29452)													10 GA. STAINLESS STEEL	10 GA. STAINLESS STEEL	10 GA. STAINLESS STEEL	10 GA. STAINLESS STEEL

 10 GA. MILD STEEL     
  10 GA. STAINLESS STEEL



**N** = NEW PRODUCT

**R** = REPLACEMENT PART

**A** = ACCESSORY

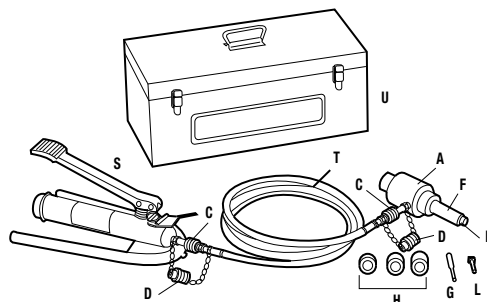
**B** = BARE TOOL



## Ram and Foot Pump Kits Parts List

	CAT NO.	UPC NO.	DESCRIPTION	HOLE SIZE			KIT CAT./UPC NO.				
				CONDUIT & PIPE SIZE	ACTUAL		7625/ 25097	7606SB/ 07173	7610SB/ 07174		
					Ø INCH	Ø MM					
PUNCHES AND DIES	721-1/2	31756	1/2" Conduit Size Slug-Buster® Punch	1/2"	7/8	0.885	22.5		1	1	
	14722	14722	1/2" Conduit Size Die	1/2"	7/8	0.885	22.5		1	1	
	721-3/4	31757	3/4" Conduit Size Slug-Buster® Punch	3/4"	—	1.115	28.3		1	1	
	124AV	06972	3/4" Conduit Size Die	3/4"	—	1.115	28.3		1	1	
	721-1	31758	1" Conduit Size Slug-Buster® Punch	1"	—	1.362	34.6		1	1	
	126AV	04011	1" Conduit Size Die	1"	—	1.362	34.6		1	1	
	721-1-1/4	31759	1-1/4" Conduit Size Slug-Buster® Punch	1-1/4"	1-11/16	1.701	43.2		1	1	
	128AV	04013	1-1/4" Conduit Size Die	1-1/4"	1-11/16	1.701	43.2		1	1	
	721-1-1/2	31760	1-1/2" Conduit Size Slug-Buster® Punch	1-1/2"	1-15/16	1.951	49.6		1	1	
	440AV	04061	1-1/2" Conduit Size Die	1-1/2"	1-15/16	1.951	49.6		1	1	
	721-2	31761	2" Conduit Size Slug-Buster® Punch	2"	2-3/8	2.416	61.5		1	1	
	442AV	04063	2" Conduit Size Die	2"	2-3/8	2.416	61.5		1	1	
	1429AV	04175	2-1/2" Conduit Size Punch	2-1/2"	2-7/8	2.914	74.0			1	
	1430AV	04177	2-1/2" Conduit Size Die	2-1/2"	2-7/8	2.914	74.0			1	
	1431AV	04180	3" Conduit Size Punch	3"	3-1/2	3.539	89.9			1	
	1432AV	04183	3" Conduit Size Die	3"	3-1/2	3.539	89.9			1	
	2982AV	04653	3-1/2" Conduit Size Punch	3-1/2"	4	4.044	102.7			1	
	2981AV	04652	3-1/2" Conduit Size Die	3-1/2"	4	4.044	102.7			1	
	2984AV	04655	4" Conduit Size Punch	4"	4-1/2	4.544	115.4			1	
	2983AV	04654	4" Conduit Size Die	4"	4-1/2	4.544	115.4			1	
DRAW STUDS AND MISC.	746	17091	(A) Ram (includes 1 ea. of items B, C, and D)						1	1	1
	2113B	10109	(B) Draw Stud—3/4" x 5 3/8"						1	1	1
	54167	54167	(C) Female Coupler—1/4"						1	1	1
	54168	54168	(D) Dust Plug						1	1	1
	1557AA	03170	(F) Punch Sleeve						1	1	1
	20963	20963	(G) Draw stud—3/8" x 4.8"						1	1	1
	15908	15908	(H) Spacer Group (includes 1 ea. of items I, J, and K)						1	1	1
	1924AA	03248	(I) Spacer-Short						1	1	1
	1925AA	03249	(J) Spacer-Medium						1	1	1
	1926AA	06904	(K) Spacer-Long						1	1	1
	34410	34410	(L) Kwik Stepper® Step Bit 1/2"						1	1	1
	1725	31353	(S) Hydraulic Foot Pump (includes 1 ea. – 54167 female coupler and 54168 dust plug)						1	1	1
	37729	37729	(T) High Pressure Hose Unit – 1/4" x 10'; filled with hydraulic oil; (includes the following 2 items)						1	1	1
	54169	54169	Couplers						2	2	2
54170	54170	Dust Caps						2	2	2	
23955	23955	(U) Steel case						1	1	1	
25094	25094	Tray						1	1	1	

**RAM AND FOOT PUMP HYDRAULIC DRIVER PARTS IDENTIFICATION**  
(Match letters above to drawing.)



## Quick Draw® Hydraulic Punch Driver and Kits

7706SB  
Flex Driver Kit



7806SB  
Quick Draw® Kit



7906SB  
Quick Draw 90° Kit



The Quick Draw®, Quick Draw 90®, and Quick Draw® Flex feature:

- Compact, lightweight design for portability and fast, easy one-person operation.
- Develops 8 tons of hydraulic force for easy punching, even in 10-gauge stainless steel, depending on individual punch capacities.
- Quick Draw® is perfect for fast, straight-on front panel punching.
- Quick Draw 90®'s right angle driver head rotates over 180 degrees for maximum flexibility in tight working areas.
- Quick Draw® Flex allows unlimited driver orientation to simplify access to work area.
- Can be used with non-round punches within the capacity of the tool (adapter may be required).
- U.S. Patent #6,772,521.

CAT. NO.	UPC NO.	DESCRIPTION	WEIGHT	
			LBS.	KG.
7704SB	10475	Quick Draw® Flex Driver, 2 Draw Studs, 1 Adapter, 1 Spacer and Case	12.1	5.5
7706SB	10476	Standard – Quick Draw® Flex Driver, 1/2" through 2" Slug-Buster® Conduit Size Punches and Dies, 2 Draw Studs, 1 Adapter, 1 Spacer and Case	17.3	7.9
7804SB	34292	Quick Draw® Driver, 2 Draw Studs, 1 Adapter, 1 Spacer and Case	10	4.5
7806SB	34293	Standard – Quick Draw® Driver, 1/2" through 2" Slug-Buster® Conduit Size Punches and Dies 2 Draw Studs, 1 Adapter, 1 Spacer and Case	14	6.4
7804E	34291	Metric – Quick Draw® Driver, 2 Draw Studs, 1 Adapter, 1 Spacer and Case	9.4	4.3
7804ESB	35611	Metric – Quick Draw® Driver, Slug-Buster® Pg Punches and Dies 15.2 mm through 30.5 mm, 2 Draw Studs, 1 Adapter, 1 Spacer and Case	10.3	4.7
7804ISO	35614	Metric – Quick Draw® Driver, Slug-Buster® ISO Punches and Dies 16.2 mm through 40.5 mm, 2 Draw Studs, 1 Adapter, 1 Spacer and Case	11.4	5.2
7904SB	33794	Quick Draw 90° Driver, 2 Draw Studs, 1 Adapter, 1 Spacer and Case	10	4.5
7906SB	34300	Quick Draw 90° Driver, 1/2" through 2" Slug-Buster® Conduit Size Punches and Dies, Draw Studs, 1 Adapter, 1 Spacer and Case	14	6.4
7904E	34299	Metric – Quick Draw 90° Driver, 2 Draw Studs, 1 Adapter, 1 Spacer and Case	11	5.0
7904ESB	35615	Metric – Quick Draw 90° Driver, Slug-Buster® Pg Punches and Dies 15.2 mm through 30.5 mm, 2 Draw Studs, 1 Adapter, 1 Spacer and Case	11	5.0
7904ISO	35616	Metric – Quick Draw 90° Driver, Slug-Buster® ISO Punches and Dies 16.2 mm through 40.5 mm, 2 Draw Studs, 1 Adapter, 1 Spacer and Case	12.2	5.5
R 34983	34983	Plastic Case		

### STEEL CAPACITIES FOR CONDUIT SIZES

REQUIRED DRAW STUD AND ACCESSORIES	STANDARD PUNCHES AND SLUG-BUSTER®							SLUG-SPLITTER SC™			
	1/2"	3/4"	1-7/32" OILTIGHT	1"	1-1/4"	1-1/2"	2"	1/2"	3/4"	1-7/32" OILTIGHT	1-1/4"
3/8" Draw Stud											
Spacer & 7/16" Draw Stud											
Spacer & 3/4" Draw Stud											
3/4" Draw Stud											

10 GA. MILD STEEL
  10 GA. STAINLESS STEEL



# SLUG-BUSTER® KNOCKOUT KITS

## Slug-Buster® Ratchet Punch Driver Kits



- Time-saving ball bearing head punches faster than wrench method.
- Requires less than half the force of conventional ratchet drivers.
- Punches up through 10 gauge (3.5 mm) mild steel with Greenlee Standard and Slug-Buster® punches; and 16 gauge (1.5 mm) stainless steel with Greenlee Slug-Splitter SC™ punches.
- Ratchet action allows for use in confined areas.
- Unique design eliminates stud rotation during punching – lowers the strain on studs.
- Steel carrying case.

CAT NO.	UPC NO.	DESCRIPTION	WEIGHT	
			LBS.	KG.
1904	30216	Basic High Leverage Ratchet Driver with Three Draw Studs and Case	14	6.4
1906SB	34357	High Leverage Ratchet Driver with 1/2" through 2" Slug-Buster® Conduit Size Punches, Dies, Draw Studs and Case	20	9.1

	CAT. NO.	UPC NO.	DESCRIPTION	HOLE SIZE						KIT CAT./UPC NO.	
				CONDUIT & PIPE SIZE	ACTUAL		CAPACITY MILD STEEL		1904/30216	1906SB/34357	
					Ø INCH	Ø MM	GA	MM			
PUNCHES AND DIES	721-1/2	31756	1/2" Conduit Size Slug-Buster® Punch	1/2"	7/8	0.885	22.5	10	3.5		✓
	14722	14722	1/2" Conduit Size Die	1/2"	7/8	0.885	22.5	10	3.5		✓
	721-3/4	31757	3/4" Conduit Size Slug-Buster® Punch	3/4"	—	1.115	28.3	10	3.5		✓
	124AV	06972	3/4" Conduit Size Die	3/4"	—	1.115	28.3	10	3.5		✓
	721-1	31758	1" Conduit Size Slug-Buster® Punch	1"	—	1.362	34.6	10	3.5		✓
	126AV	04011	1" Conduit Size Die	1"	—	1.362	34.6	10	3.5		✓
	721-1-1/4	31759	1-1/4" Conduit Size Slug-Buster® Punch	1-1/4"	1-11/16	1.701	43.2	10	3.5		✓
	128AV	04013	1-1/4" Conduit Size Die	1-1/4"	1-11/16	1.701	43.2	10	3.5		✓
	721-1-1/2	31760	1-1/2" Conduit Size Slug-Buster® Punch	1-1/2"	1-15/16	1.951	49.6	10*	3.5		✓
	440AV	04061	1-1/2" Conduit Size Die	1-1/2"	1-15/16	1.951	49.6	10*	3.5		✓
DRAW STUDS AND MISC.	721-2	31761	2" Conduit Size Slug-Buster® Punch	2"	2-3/8	2.416	61.5	10*	3.5		✓
	442AV	04063	2" Conduit Size Die	2"	2-3/8	2.416	61.5	10*	3.5		✓
	12097	12097	Draw Stud – 3/8" x 3-1/2"							✓	✓
	12099	12099	Draw Stud – 3/4" x 4-3/4"							✓	✓
	30227	30227	Draw Stud – 7/16" x 3-5/8"							✓	✓
	30228	30228	Steel Case							✓	✓
	20495	20495	Ratchet wrench only							✓	✓
30225	30225	Handle							✓	✓	

## Slug-Buster® Knockout Kit with Ratchet Wrench



- 1" Hex Ratchet Wrench allows use with both 3/8" (9.5 mm) and 3/4" (19.1 mm) draw studs.
- High-impact, rugged plastic carrying case.

CAT NO.	UPC NO.	DESCRIPTION	CAPACITY			
			MILD STEEL WEIGHT			
			GA	MM	LBS.	KG.
7238SB	34757	1/2" – 2" Conduit Size Slug-Buster® Knockout Punch Kit	10	3.5	10	4.54

### 7238SB/34757 SLUG-BUSTER® KNOCKOUT PUNCH KIT INCLUDES

CAT NO.	UPC NO.	DESCRIPTION	HOLE SIZE ACTUAL		
			Ø INCH		Ø MM.
34941	34941	Ratchet wrench – 1" Hex			
721-1/2	31756	1/2" Conduit Size Punch	7/8	.885	22.5
14722	14722	1/2" Conduit Size Die	7/8	.885	22.5
721-3/4	31757	3/4" Conduit Size Punch	—	1.115	28.3
124AV	06972	3/4" Conduit Size Die	—	1.115	28.3
721-1	31758	1" Conduit Size Punch	—	1.362	34.6
126AV	04011	1" Conduit Size Die	—	1.362	34.6
721-1-1/4	31759	1-1/4" Conduit Size Punch	—	1.701	43.2
128AV	04013	1-1/4" Conduit Size Die	—	1.701	43.2
721-1-1/2	31760	1-1/2" Conduit Size Punch	—	1.951	49.6
440AV	04061	1-1/2" Conduit Size Die	—	1.951	49.6
721-2	31761	2" Conduit Size Punch	2-3/8	2.416	61.5
442AV	04063	2" Conduit Size Die	2-3/8	2.416	61.5
00042	00042	Ball Bearing Draw Stud with 1" Hex Head—3/8" x 1-5/8"			
304AVBB	04042	Ball Bearing Draw Stud—3/4" x 2-15/16"			
34758	34758	Plastic Case			

## Slug-Buster® Manual Knockout Kits



7235BB



7237BB

- Assortment of commonly used Slug-Buster® knockout punches, packaged to meet the contractor's needs.
- High-impact, rugged plastic carrying case.

CAT NO.	UPC NO.	DESCRIPTION	CAPACITY			
			MILD STEEL WEIGHT			
			GA	MM	LBS.	KG.
7235BB	32013	1/2" - 1-1/4" Conduit Size Manual Slug-Buster® Knockout Punch Kit	10	3.5	2.7	1.2
7237BB	32014	1-1/2" and 2" Conduit Size Manual Slug-Buster® Knockout Punch Kit	10	3.5	5.2	2.4

### 7235BB/32013 SLUG-BUSTER® KNOCKOUT PUNCH KIT INCLUDES

CAT NO.	UPC NO.	DESCRIPTION	HOLE SIZE ACTUAL		
			Ø INCH		Ø MM
721-1/2	31756	1/2" Conduit Size Punch	7/8	.885	22.5
14722	14722	1/2" Conduit Size Die	7/8	.885	22.5
00042	00042	Draw Stud—3/8" x 1-5/8"			
721-3/4	31757	3/4" Conduit Size Punch	—	1.115	28.3
124AV	06972	3/4" Conduit Size Die	—	1.115	28.3
721-1	31758	1" Conduit Size Punch	—	1.362	34.6
126AV	04011	1" Conduit Size Die	—	1.362	34.6
721-1-1/4	31759	1-1/4" Conduit Size Punch	—	1.701	43.2
128AV	04013	1-1/4" Conduit Size Die	—	1.701	43.2
249AVBB	04040	Draw Stud—3/4" x 2-1/8"			
31880	31880	Plastic Case			

### 7237BB/32014 SLUG-BUSTER® KNOCKOUT PUNCH KIT INCLUDES

CAT NO.	UPC NO.	DESCRIPTION	HOLE SIZE ACTUAL		
			Ø INCH		Ø MM
721-1-1/2	31760	1-1/2" Conduit Size Punch	—	1.951	49.6
440AV	04061	1-1/2" Conduit Size Die	—	1.951	49.6
721-2	31761	2" Conduit Size Punch	2-3/8	2.416	61.5
442AV	04063	2" Conduit Size Die	2-3/8	2.416	61.5
304AVBB	04042	Draw Stud—3/4" x 2-15/16"			
32012	32012	Plastic Case			

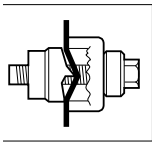




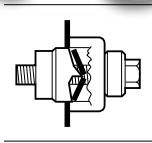


# SLUG-BUSTER® KNOCKOUTS

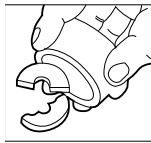
## Slug-Buster® Knockout Punches 0.492" to 2.520"



Unique Slug-Buster® punch design creates slug as the punch is drawn into the die.



Slug is split in half as punching operation is completed.



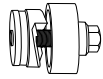
Split slugs fall free from the die and stud.

- The contractor's choice – worldwide.
- Unique punch profile also splits slugs for easier slug removal.
- Use with battery-powered, hydraulic, ratchet or manual drivers.
- Uses standard Greenlee dies and draw studs.
- Slug Buster® punches available in sizes up thru 2.52" (64.0 mm).

### SPECIFICATIONS

<b>Capacity</b>	Mild steel up through 10 gauge (3.5 mm).
<b>Application</b>	Punch mild steel, aluminum, fiberglass and plastic.
<b>Hole Sizes</b>	Conduit Sizes- Hole size is outside diameter of US conduit sizes. i.e 1/2" conduit actually 7/8". Pg Sizes-European standard pipe sizes. ISO Sizes- International Standards Organization pipe sizes.
<b>Operation</b>	Battery, hydraulic, ratchet or manual drivers. When used with ratchet, hydraulic or battery drivers, buy the punch and die only; the draw stud is part of the driver kit.

### PUNCH UNIT



PUNCH UNIT INCLUDES  
PUNCH, DIE AND DRAW STUD

CAT NO.	UPC NO.	CONDUIT & PIPE SIZE	HOLE SIZE ACTUAL		CAPACITY MILD STEEL		WEIGHT		REPLACEMENT PUNCH		REPLACEMENT DIE		REPLACEMENT MANUAL DRAW STUD		
			Ø INCH	Ø MM	GA.	MM	LBS	G	CAT. NO.	UPC NO.	CAT. NO.	UPC NO.	CAT. NO.	UPC NO.	
06727	06727	—	—	0.492	12.5	16	1.5	0.3	137	06728	06728	06729	06729	1675AV	04218
12356	12356	—	1/2	—	12.7	16	1.5	0.15	69	12360	12360	12358	12358	1675AV	04218
12357	12357	—	9/16	—	14.3	16	1.5	0.16	73.5	12359	12359	12361	12361	1675AV	04218
7211EBB-15.2	31989	—	—	0.598	15.2	14	2.0	0.3	137	31969	31969	32002	32002	00042	00042
35177	35177	—	—	0.638	16.2	14	2.0	0.3	137	35163	35163	35162	35162	00042	00042
12335	12335	—	11/16	—	17.5	14	2.0	0.3	177	12337	12337	12336	12336	00042	00042
7211EBB-18.6	31990	—	—	0.732	18.6	14	2.0	0.3	137	31970	31970	32003	32003	00042	00042
12307	12307	—	3/4	—	19.1	14	2.0	0.4	183	12306	12306	12305	12305	00042	00042
7211EBB-20.4	31991	—	—	0.803	20.4	14	2.0	0.3	137	31971	31971	32004	32004	00042	00042
7211BB-1/2	31962	1/2"	7/8	0.885	22.5	10	3.5	0.3	137	721-1/2	31756	14722	14722	00042	00042
12338	12338	—	15/16	—	23.8	14	2.0	0.5	253	12340	12340	12339	12339	00042	00042
◇	◇	1/2"	7/8	0.885	22.5	10	3.5	—	—	721-1/2P◇	01980	14722P◇	01992	00042P	06678
35178	35178	—	1	1.000	25.4	14	2.0	0.5	227	35165	35165	35164	35164	00042P	06678
12341	12341	—	1-1/16	—	27	14	2.0	0.6	261	12343	12343	12342	12342	00042	00042
7211BB-3/4	31963	3/4"	—	1.115	28.3	10	3.5	0.8	363	721-3/4	31757	124AV	06972	249AVBB	04040
◇	◇	3/4"	—	1.115	28.3	10	3.5	—	—	721-3/4P◇	01981	124AVP◇	01993	249AVBBP◇	01987
7211EBB-28.3	31993	—	—	1.115	28.3	14	2.0	0.5	227	31973	31973	32006	32006	00042	00042
60246	60246	—	1-7/32	1.210	30.5	10	3.5	0.6	273	60237	60237	36278	36278	249AVBB	04040
36508	36508	—	1-7/32	1.210	30.5	14	2.0	0.6	273	36284	36284	36279	36279	00042	00042
12308	12308	—	1-1/4	—	31.8	16	1.5	0.7	326.5	12309	12309	12310	12310	00042	00042
35179	35179	—	—	1.280	32.5	10	3.5	0.8	363	35169	35169	35168	35168	249AVBB	04040
12344	12344	—	1-5/16	—	33.4	16	1.5	0.7	345	12346	12346	12345	12345	00042	00042
7211BB-1	31964	1"	—	1.362	34.6	10	3.5	1	454	721-1	31758	126AV	04011	249AVBB	04040
◇	◇	1"	—	1.362	34.6	10	3.5	—	—	721-1P◇	01982	126AVP◇	01994	249AVBBP◇	01987
12304	12304	—	1-3/8	—	34.9	10	3.0	1.1	507.5	12303	12303	12302	12302	04040	04040
7211EBB-37	31995	—	—	1.457	37.0	10	3.5	1.2	545	31975	31975	32008	32008	249AVBB	04040
12313	12313	—	1-1/2	—	38.1	10	3.0	1.2	559	12312	12312	12311	12311	04040	04040
35180	35180	—	—	1.595	40.5	10	3.5	1.2	545	35158	35158	35159	35159	249AVBB	04040
12347	12347	—	1-5/8	—	41.3	10	3.0	1.3	610.25	12349	12349	12348	12348	04040	04040
7211BB-1-1/4	31965	1-1/4"	—	1.701	43.2	10	3.5	1.3	590	721-1-1/4	31759	128AV	04013	249AVBB	04040
12316	12316	—	1-3/4	—	44.5	10	3.0	1.4	661.5	12315	12315	12314	12314	04040	04040
◇	◇	1-1/4"	—	1.701	43.2	10	3.5	—	—	721-1-1/4P◇	01983	128AVP◇	01995	249AVBBP◇	01987
7211EBB-47	31996	—	—	1.850	47.0	10	3.5	1.9	862	31976	31976	32009	32009	304AVBB	04042
12350	12350	—	1-7/8	—	47.6	10	3.0	1.8	853.5	12354	12354	12352	12352	04042	04042
7211BB-1-1/2	31966	1-1/2"	—	1.951	49.6	10	3.5	2.1	953	721-1-1/2	31760	440AV	04061	304AVBB	04042
◇	◇	1-1/2"	—	1.951	49.6	10	3.5	—	—	721-1-1/2P◇	01984	440AVP◇	01996	304AVBBP◇	01988
35181	35181	—	2	2.000	50.8	10	3.5	2.3	1043	35160	35160	35161	35161	304AVBB	04042
36171	36171	—	2-1/8	2.125	54.0	10	3.5	2.5	1134	36172	36172	36173	36173	304AVBB	04042
12351	12351	—	2-1/4	—	57.2	10	3.0	2.9	1336	12355	12355	12353	12353	04042	04042
7211EBB-60	31998	—	—	2.362	60.0	10	3.5	2.8	1270	31978	31978	32011	32011	304AVBB	04042
7211BB-2	31967	2"	2-3/8	2.416	61.5	10	3.5	3.2	1452	721-2	31761	442AV	04063	304AVBB	04042
◇	◇	2"	2-3/8	2.416	61.5	10	3.5	—	—	721-2P◇	01985	442AVP◇	01997	304AVBBP◇	01988
35182	35182	—	—	2.520	64.0	10	3.5	3.4	1542	35167	35167	35166	35166	304AVBB	04042

◇ Individually Packaged in Point of Purchase clamshell for display opportunities

## Slug-Buster SC® (Self-Centering)



- Save time and ensure accuracy! Self-centering punch aligns itself on pilot hole.
- No need to draw crosshairs or line up die alignment marks.
- Unique punch also splits slugs for easier slug removal.
- US Patent No. 6,973,729



PUNCH UNIT		CONDUIT & PIPE SIZE	HOLE SIZES		WEIGHT OF PUNCH UNIT		PUNCH ONLY		DIE ONLY		STUD ONLY	
CAT NO.	UPC NO.		INCH	MM	LBS.	G	CAT NO.	UPC NO.	CAT NO.	UPC NO.	CAT NO.	UPC NO.
77U-1/2*	10801	1/2"	.885	22.2	0.3	137	77P-1/2	11361	14722	14722	00042	00042
							77P-1/2P*	11261	14722P*	01992	00042	00042
77U-3/4*	10802	3/4"	1.115	28.3	0.8	363	77P-3/4	11362	124AV	06972	249AVBB	04040
							77-3/4P*	11262	124AVP*	01993	249AVBBP*	01987
10807*	10807	-	1.21	30.5	0.9	408	11357	11357	36278	36278	249AVBB	04040
77U-1*	10803	1"	1.362	34.6	1	454	77P-1	11363	126AV	04011	294AVBB	04040
							77P-1P*	11263	126AVP*	01994	249AVBBP	01987
77U-1-1/4*	10804	1-1/4"	1.701	43.2	1.3	590	77P-1-1/4	11364	128AV	04013	249AVBB	04040
							77P-1-1/4P*	11264	128AVP*	01995	249AVBBP*	01987
77U-1-1/2*	10805	1-1/2"	1.951	49.6	2.1	953	77P-1-1/2	11365	440AV	04061	304AVBB	04042
							77P-1-1/2P*	11265	440AVP*	01996	304AVBBP*	01988
77U-2*	10806	2"	2.416	61.4	2.3	1043	77P-2	11366	442AV	04063	304AVBB	04042
							77P-2P*	11266	442AVP*	01997	304AVBBP*	01988
10800	10800	1/2"-2" Kit	-	-	-	-	-	-	-	-	-	-

\*POP Packaged

### 10800 SLUG-BUSTER SC® KNOCKOUT KIT INCLUDES

CAT NO.	UPC NO.	DESCRIPTION	CONDUIT SIZE	HOLE SIZES
77P-1/2	11361	1/2" Punch Buster, SC	1/2"	.885
14722	14722	1/2" Die Rd.	1/2"	.885
77P-3/4	11362	3/4" Punch Buster, SC	3/4"	1.115
124AV	06972	3/4" Die Rd.	3/4"	1.115
77P-1	11363	1" Punch Buster, SC	1"	1.362
126AV	04011	1" Die Rd.	1"	1.362
77P-1-1/4	11364	1-1/4" Punch Buster, SC	1-1/4"	1.701
128AV	04013	1-1/4" Die Rd.	1-1/4"	1.701
77P-1-1/2	11365	1-1/2" Punch Buster, SC	1-1/2"	1.951
440AV	04061	1-1/2" Die Rd.	1-1/2"	1.951
77P-2	11366	2" Punch Buster, SC	2"	2.416
442AV	04063	2" Die Rd.	2"	2.416

# STANDARD HYDRAULIC KNOCKOUT PUNCH KITS

## Standard Round Manual Industrial Punch Kit (continued)



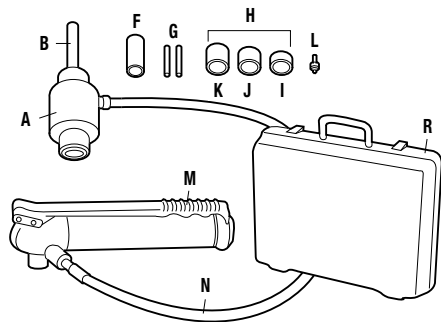
- Fast, easy and simple to operate.
- Compact design for field use on construction sites and maintenance jobs.
- Punches 10 times faster than wrench method.
- Will also drive 751 Cable Cutter head.
- Can be used with most standard round Slug-Buster® and Slug-Splitter SC™ punches (not 1/2", 9/16", 5/8").
- Can be used with non-round punches (adapter may be required).
- 3-foot hose
- Powerful 11-ton hydraulic ram.

CAT NO.	UPC NO.	DESCRIPTION	WEIGHT	
			LBS.	KG.
7306	15909	Driver, Hand Pump, Standard Punches, Dies and Draw Studs for 1/2" through 2" Conduit, Plastic Case	24	10.9
7310	15910	Driver, Hand Pump, Standard Punches, Dies and Draw Studs and Spacers for 1/2" through 4" Conduit, Plastic Case	54	24.5
7646Pg	27433	Metric – Driver, Hand Pump, Standard Pg Punches, Dies and Draw Studs and Spacers for 15.2 mm through 60.0 mm, Plastic Case	24	10.9
7304	02815	Standard Punch and Die Kit (no draw studs) for 2-1/2" through 4" Conduit, Plastic Case	21	9.5
38456	38456	Driver, Hand Pump, Standard Punches, Dies and Draw Studs and Spacers for 1/2" through 3" and 4" Conduit, Plastic Case	48.4	22

### STEEL CAPACITIES FOR CONDUIT SIZES

REQUIRED DRAW STUD AND ACCESSORIES	STANDARD PUNCHES AND SLUG-BUSTER®									
	1/2"	3/4"	1"	1-1/4"	1-1/2"	2"	2-1/2"	3"	3-1/2"	4"
3/4" Stud (2113B), 3/8" Stud (20963) & Spacers										
3/4" Stud (2113B), Long Spacer										
3/4" Stud (2113B), Short Spacer										
3/4" Stud (2113B)										
3/4" Stud (2113B), & Sleeve (03170)										

10 GA. MILD STEEL



### RAM AND HAND PUMP HYDRAULIC DRIVER PARTS IDENTIFICATION

KEY	CAT. NO.	UPC NO.	DESCRIPTION
<b>R</b> A	746	17091	Ram (includes Item B)
<b>R</b> B	2113B	10109	Draw Stud–3/4" x 5 3/8"
<b>R</b> F	1557AA	03170	Punch Sleeve
<b>R</b> G	20963	20963	Draw Stud–3/8" x 4.8"
<b>R</b> H	15908		Spacer Group (includes Items I, J and K)
<b>R</b> I	1924AA	03248	Spacer-Short
<b>R</b> J	1925AA	03249	Spacer-Medium
<b>R</b> K	1926AA	06904	Spacer-Long
<b>R</b> L	34410		Kwik Stepper® Step Bit 1/2"
<b>R</b> M	767	13284	Hydraulic Hand Pump
<b>R</b> N	06302	06302	High Pressure Hose–1/4" x 3'
<b>R</b> R	30206		Plastic Case

## Ram and Hand Pump Kits Parts List

CAT NO.	UPC NO.	DESCRIPTION	HOLE SIZE				KIT CAT./UPC NO.				
			CONDUIT & PIPE SIZE	ACTUAL			7646/15906	7306/15909	7310/15910	7646PG/27433	38456
				Ø IN		Ø MM					
721-1/2	31756	1/2" Conduit Size Slug-Buster® Punch	1/2"	7/8	0.885	22.5		1	1		1
14722	14722	1/2" Conduit Size Die	1/2"	7/8	0.885	22.5				1	
123AV	04008	3/4" Conduit Size Punch	3/4"	—	1.115	28.3		1	1	1	1
124AV	06972	3/4" Conduit Size Die	3/4"	—	1.115	28.3		1	1		1
125AV	04010	1" Conduit Size Punch	1"	—	1.362	34.6		1	1		1
126AV	04011	1" Conduit Size Die	1"	—	1.362	34.6		1	1		1
127AV	06974	1-1/4" Conduit Size Slug-Buster® Punch	1-1/4"	1-11/16	1.701	43.2		1	1		1
128AV	04013	1-1/4" Conduit Size Die	1-1/4"	1-11/16	1.701	43.2		1	1		1
439AV	06978	1-1/2" Conduit Size Punch	1-1/2"	1-15/16	1.951	49.6		1	1		1
440AV	04061	1-1/2" Conduit Size Die	1-1/2"	1-15/16	1.951	49.6		1	1		1
441AV	04062	2" Conduit Size Punch	2"	2-3/8	2.416	61.5		1	1		1
442AV	04063	2" Conduit Size Die	2"	2-3/8	2.416	61.5		1	1		1
1429AV	04175	2-1/2" Conduit Size Punch	2-1/2"	2-7/8	2.914	74.0			1		1
1430AV	04177	2-1/2" Conduit Size Die	2-1/2"	2-7/8	2.914	74.0			1		1
1431AV	04180	3" Conduit Size Punch	3"	3-1/2	3.539	89.9			1		1
1432AV	04183	3" Conduit Size Die	3"	3-1/2	3.539	89.9			1		1
2982AV	04653	3-1/2" Conduit Size Punch	3-1/2"	4	4.044	102.7			1		
2981AV	04652	3-1/2" Conduit Size Die	3-1/2"	4	4.044	102.7			1		
2984AV	04655	4" Conduit Size Punch	4"	4-1/2	4.544	115.4			1		1
2983AV	04654	4" Conduit Size Die	4"	4-1/2	4.544	115.4			1		1
21316	21316	Pg-9 Slug Buster® Punch	—	—	0.598	15.2				1	
32002	32002	Pg-9 Die	—	—	0.598	15.2				1	
17700	17700	Pg-11 Slug Buster® Punch	—	—	0.732	18.6				1	
32003	32003	Pg-11 Die	—	—	0.732	18.6				1	
17697	17697	Pg-13 Slug Buster® Punch	—	—	0.803	20.4				1	
32004	32004	Pg-13 Die	—	—	0.803	20.4				1	
36882	36882	Pg-21 Slug Buster® Punch	3/4"	—	1.115	28.3				1	
32006	32006	Pg-21 Die	3/4"	—	1.115	28.3				1	
36282	36282	30.5 mm Punch	—	1-7/32	1.210	30.5				1	
36279	36279	30.5 mm Die	—	1-7/32	1.210	30.5				1	
18331	18331	Pg-29 Slug Buster® Punch	—	—	1.457	37.0				1	
32008	32008	Pg-29 Die	—	—	1.457	37.0				1	
17687	17687	Pg-36 Slug Buster® Punch	—	—	1.850	47.0				1	
32009	32009	Pg-36 Die	—	—	1.850	47.0				1	
17690	17690	Pg-48 Slug Buster® Punch	—	—	2.362	60.0				1	
32011	32011	Pg-48 Die	—	—	2.362	60.0				1	
746	17091	Ram (includes following item)					1	1	1	1	1
2113B	10109	Draw Stud-3/4" x 5 3/8"					1	1	1	1	1
1557AA	03170	Punch Sleeve					1	1	1	1	1
20963	20963	Draw stud-3/8" x 4.8"					1	1	1	1	1
15908	15908	Spacer Group (includes 1 ea. of following 3 items)					1	1	1	1	1
1924AA	03248	Spacer-Short					1	1	1	1	1
1925AA	03249	Spacer-Medium					1	1	1	1	1
1926AA	06904	Spacer-Long					1	1	1	1	1
34410	34410	Kwik Stepper® Step Bit 1/2"					1	1	1	1	1
767	13284	Hydraulic Hand Pump					1	1	1	1	1
06302	06302	High Pressure Hose – 1/4" x 3'					1	1	1	1	
30206	30206	Plastic Case					1	1		1	
18402	18402	Steel case							1		1

PUNCHES AND DIES

DRAW STUDS AND MISC.

# STANDARD KNOCKOUT PUNCH KITS

## Standard Round Manual Knockout Punch Kits

- Assortment of commonly used round standard knockout punches, packaged to meet the contractor's needs.
- High-impact, rugged plastic carrying case.



737BB

Wrenches Sold Separately  
for kits 737BB, 735BB and 7304BB



735BB



7304 For 11 Ton  
Hydraulic Drivers

CAT NO.	UPC NO.	DESCRIPTION	CAPACITY		WEIGHT	
			GA	MM	LBS.	KG.
735BB	19973	1/2" - 1-1/4" Conduit Size Knockout Punch Kit (Manual Round Standard)	10	3.5	2.5	1.1
737BB	19974	1-1/2" - 2" Conduit Size Knockout Punch Kit (Manual Round Standard)	10	3.5	4.4	2.0
7304	02815	Standard Punches and Dies (no draw studs) for 2-1/2" through 4" Conduit, in Plastic Case	10	3.5	21	9.5

### 735BB/19973 KNOCKOUT PUNCH KIT INCLUDES

CAT NO.	UPC NO.	DESCRIPTION	HOLE SIZE		
			ACTUAL		
			Ø INCH	Ø MM.	
721-1/2	31756	1/2" Conduit Size Slug-Buster® Punch	7/8	0.885	22.5
14722	14722	1/2" Conduit Size Die	7/8	0.885	22.5
00042	00042	3/8" x 1-9/16" Draw Stud	—	1.115	28.3
123AV	04008	3/4" Conduit Size Punch	—	1.115	28.3
124AV	06972	3/4" Conduit Size Die	—	1.362	34.6
125AV	04010	1" Conduit Size Punch	—	1.362	34.6
126AV	04011	1" Conduit Size Die	—	1.362	34.6
127AV	06974	1-1/4" Conduit Size Punch	1-11/16	1.701	43.2
128AV	04013	1-1/4" Conduit Size Die	1-11/16	1.701	43.2
249AVBB	04040	3/4" x 2-1/8" Draw Stud	—	—	—
31880	31880	Plastic Case	—	—	—

### 737BB/19974 KNOCKOUT PUNCH KIT INCLUDES

CAT NO.	UPC NO.	DESCRIPTION	HOLE SIZE		
			ACTUAL		
			Ø INCH	Ø MM.	
439AV	06978	1-1/2" Conduit Size Punch	1-15/16	1.951	49.6
440AV	04061	1-1/2" Conduit Size Die	1-15/16	1.951	49.6
441AV	04062	2" Conduit Size Punch	2-3/8	2.416	61.5
442AV	04063	2" Conduit Size Die	2-3/8	2.416	61.5
304AVBB	04042	3/4" x 2-15/16" Draw Stud	—	—	—
32012	32012	Plastic Case	—	—	—

### 7304/02815 KNOCKOUT PUNCH KIT INCLUDES

CAT NO.	UPC NO.	DESCRIPTION	HOLE SIZE		
			ACTUAL		
			Ø INCH	Ø MM.	
1429AV	04175	2-1/2" Conduit Size Punch	2-7/8	2.914	74.0
1430AV	04177	2-1/2" Conduit Size Die	2-7/8	2.914	74.0
1431AV	04180	3" Conduit Size Punch	3-1/2	3.539	89.9
1432AV	04183	3" Conduit Size Die	3-1/2	3.539	89.9
2982AV	04978	3-1/2" Conduit Size Punch	4	4.044	102.7
2981AV	04652	3-1/2" Conduit Size Die	4	4.044	102.7
2984AV	04655	4" Conduit Size Punch	4-1/2	4.544	115.4
2983AV	04654	4" Conduit Size Die	4-1/2	4.544	115.4
30236	30236	Plastic Case	—	—	—

NOTE: See Standard Round Knockout Punches on pages 86 and 87 for listing of individual punch units, punches, dies and draw studs.

## Standard Round Manual Industrial Punch Kit



Wrench Sold Separately

- Includes most popular sizes for industrial applications.
- Time-saving tool for maintenance, repair and operation applications.
- Convenient steel carrying case.
- Ball bearing drive screw for easy manual operation or use with ratchet and hydraulic drivers.

### SPECIFICATIONS

- Capacity** 1-1/4" Punch - 16 gauge (1.5 mm) mild steel.  
 3/4", 1", and 1-1/8" Punches - 14 gauge (2.0 mm) mild steel.  
 7/8" and 1-1/2" Punches 10 gauge (3.5 mm) mild steel.
- Operation** Manual - Wrench not included.

CAT NO.	UPC NO.	DESCRIPTION
39860	39860	3/4" - 1-1/2" Hole Size Manual Industrial Punch Kit

### 39860 MANUAL INDUSTRIAL KNOCKOUT PUNCH KIT INCLUDES

CAT NO.	UPC NO.	DESCRIPTION	HOLE SIZE		
			ACTUAL		
			Ø INCH		Ø MM
113AV	03998	3/4" Punch	3/4	0.750	19.1
114AV	03999	3/4" Die	3/4	0.750	19.1
121AV	04006	7/8" Punch	7/8	0.885	22.5
14722	14722	7/8" Die	7/8	0.885	22.5
87AV	03986	1" Punch	1	1.000	25.4
35164	35164	1" Die	1	1.000	25.4
91AV	03990	1-1/8" Punch	1-1/8	1.125	28.6
92AV	03991	1-1/8" Die	1-1/8	1.125	28.6
117AV	04002	1-1/4" Punch	1-1/4	1.250	31.8
118AV	04003	1-1/4" Die	1-1/4	1.250	31.8
3207AV	04736	1-1/2" Punch	1-1/2	1.500	38.1
3208AV	07044	1-1/2" Die	1-1/2	1.500	38.1
00042	00042	3/8" BB Draw Stud			
249AVBB	04040	3/4" BB Draw Stud			
19193	19193	Steel Storage Box			

 10 GA. MILD STEEL

## Standard Round Manual Knockout Punch Kits - Metric



- 1" (25.4 mm) Hex ratchet wrench allows use with both 3/8" (9.5 mm) and 3/4" (19.1 mm) draw studs.
- 12.7 mm Kwik Stepper® step bit included.
- Plastic carrying case included.

### SPECIFICATIONS

**Operation** Manual - Ratchet wrench included

CAT NO.	UPC NO.	DESCRIPTION	WEIGHT	
			LBS.	KG.
36687	36687	Pg-9 through Pg-48 Manual Round Standard Knockout Punch Kit	8.8	4
36688	36688	ISO-16 through ISO-40 Manual Round Standard Knockout Punch Kit	5.2	2.3
7309E	32804	Pg-9 through Pg-48 Standard Knockout Pg. Punch Kit. Replacement Kit Packaged in Carton Without Plastic Case.	8.8	4

	CAT NO.	UPC NO.	DESCRIPTION	HOLE SIZE		CAPACITY MILD STEEL		KIT CAT./UPC NO.			
				ACTUAL		GA	MM	36687	36688	7309E/ 32804	
				Ø INCH	Ø MM						
PUNCHES AND DIES	21316	21316	Pg-9 Punch	—	0.885	22.5	14	2.0			✓
	31969	31969	Pg-9 Slug-Buster® Punch	—	0.885	22.5	14	2.0	✓		
	32002	32002	Pg-9 Die	—	1.115	28.3	14	2.0	✓		✓
	17700	17700	Pg-11 Punch	—	1.115	28.3	14	2.0	✓		✓
	32003	32003	Pg-11 Die	—	1.362	34.6	14	2.0	✓		✓
	17697	17697	Pg-13 Punch	—	1.362	34.6	14	2.0	✓	✓	✓
	32004	32004	Pg-13 Die	—	1.701	43.2	14	2.0	✓	✓	✓
	121AV	04006	Pg-16 Punch	7/8	1.701	43.2	10	3.5	✓		✓
	14722	14722	Pg-16 Die	7/8	1.951	49.6	10	3.5	✓		✓
	36882	36882	Pg-21 Punch	—	1.951	49.6	10	3.5	✓		✓
	32006	32006	Pg-21 Die	—	2.416	61.5	10	3.5	✓		✓
	36282	36282	30.5 mm Punch	1-7/32	2.416	61.5	16	1.5	✓		✓
	36279	36279	30.5 mm Die	1-7/32			16	1.5	✓		✓
	18331	18331	Pg-29 Punch	—			10	3.5	✓		✓
	32008	32008	Pg-29 Die	—			10	3.5	✓		✓
	17687	17687	Pg-36 Punch	—			10	3.5	✓		✓
	32009	32009	Pg-36 Die	—			10	3.5	✓		✓
	17690	17690	Pg-48 Punch	—			10	3.5	✓		✓
	32011	32011	Pg-48 Die	—			10	3.5	✓		✓
	35193	35193	ISO-16 Punch	—			14	2.0		✓	
	35162	35162	ISO-16 Die	—			14	2.0		✓	
	87AV	03986	ISO-25 Punch	—			14	2.0		✓	
	35164	35164	ISO-25 Die	—			14	2.0		✓	
	24459	24459	ISO-32 Punch	—			10	3.5		✓	
	35168	35168	ISO-32 Die	—			10	3.5		✓	
	24462	24462	ISO-40 Punch	—			10	3.5		✓	
	35159	35159	ISO-40 Die	—			10	3.5		✓	
	1756AV	04232	ISO-50 Punch	—			10	3.5			
	35161	35161	ISO-50 Die	—			10	3.5			
	1758AV	04234	ISO-63 Punch	—			10	3.5			
	1757AV	04233	ISO-63 Die	—			10	3.5			
	DRAW STUDS AND MISC.	249AVBB	04040	Draw Stud - 3/4" x 2-1/8"							✓
304AVBB		04042	Draw Stud - 3/4" x 2-15/16"					✓			
34941		34941	Ratchet Wrench - 1" Hex					✓	✓		
34410		34410	Kwik Stepper Step Bit 1-2" (12.7 mm)					✓	✓		
00042		00042	Ball Bearing Draw Stud with 1" Hex Head, 3/8" x 1-5/8"					✓	✓		
36685	36685	Plastic Case						✓	✓		

# STANDARD KNOCKOUT PUNCHES

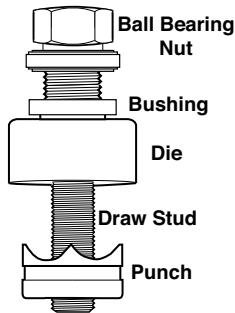
## Standard Round Knockout Punches 0.5" to 6" Conduit and Pipe




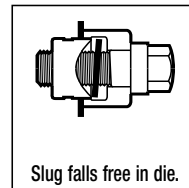
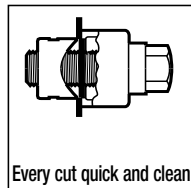
- Round standard metal punch units are complete units consisting of punch, die and draw stud.
- Use with battery-powered, hydraulic, ratchet or manual drivers.
- Properly assembled through pilot holes, they will make clean, fast and accurate holes.

**SPECIFICATIONS**

**Capacity** Mild steel up through 10 gauge (3.5 mm).  
**Application** Punch mild steel, aluminum, fiberglass and plastic.  
**Hole Sizes** Conduit Sizes - Hole size is outside diameter of US conduit sizes. Example: 1/2" conduit size punch actually makes a 7/8" hole.  
 Pg Sizes - European standard pipe sizes.  
 ISO Sizes - International Standards Organization pipe sizes.  
**Operation** Operate with battery-powered, hydraulic, ratchet or manual drivers. When used with battery-powered, hydraulic, or ratchet drivers buy the punch and die only; the draw stud is part of the driver kit.



CAT NO.	UPC NO.	DESCRIPTION
3037AV	04686	Bushing for 3-1/2" (conduit hole size) and larger punches with manual operation



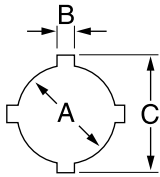




# SPECIAL APPLICATION PUNCHES

## Oiltight Punches with Notches

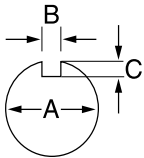
Other oiltight sizes without notches available in standard, Slug-Buster® and Slug-Splitter® designs.



HOLE SIZE						MAXIMUM CAPACITY MILD STEEL		OPERATION TYPE	CAT./UPC NO					MINIMUM PILOT HOLE		WEIGHT LBS. KG.	OPTIONAL ADAPTER FOR HYDRAULIC DRIVERS		
INCH			MM			GA	MM		PUNCH UNIT (INCLUDES PUNCH, DIE, DRAW STUD AND NUTS)		BB DRIVE NUT	COUNTER NUT	INCH	MM	LBS.			KG.	
A	B	C	A	B	C				PUNCH	DIE	DRAW STUD	DRIVE NUT	COUNTER NUT						
.875	.125	1.000	22.5	3.2	25.4	14	2.0	Hand/Hydr.	60238	60239	60250	60117	60165	60258	.625	15.9	2.1	.95	60167◊
1.210	.190	1.380	30.5	4.8	36.0	10	3.5	Hand/Hydr.	60242	60243	60249	60117	60165	60258	.625	15.9	2.7	1.2	60167◊

For maximum draw stud life, Greenlee recommends the use of battery or hydraulic drivers.

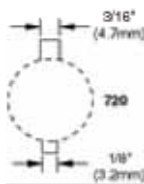
## Key Punches



HOLE SIZE						MAXIMUM CAPACITY MILD STEEL		OPERATION TYPE	CAT./UPC NO					MINIMUM PILOT HOLE		WEIGHT LBS. KG.	OPTIONAL ADAPTER FOR HYDRAULIC DRIVERS		
INCH			MM			GA	MM		PUNCH UNIT (INCLUDES PUNCH, DIE, DRAW STUD AND NUTS)		BB DRIVE NUT	COUNTER NUT	INCH	MM	LBS.			KG.	
A	B	C	A	B	C				PUNCH	DIE	DRAW STUD	DRIVE NUT	COUNTER NUT						
0.481	0.055	.030	12.2	1.4	.8	16	1.5	Hand/Hydr.	60101	60102	60103	60115	60120	05244	.375	9.5	.88	.4	60114◊
1.171	0.123	.097	29.7	3.1	2.5	14	2.0	Hand/Hydr.	60104	60105	60106	60166	60165	60258	.875	23.8	2.3	1.0	60167◊
1.265	0.156	.097	32.1	4.0	2.5	14	2.0	Hand/Hydr.	60107	60108	60109	60166	60165	60258	.875	23.8	2.4	1.1	60167◊
1.328	0.102	.097	33.7	2.6	2.5	14	2.0	Hand/Hydr.	60110	60111	60112	60166	60165	60258	.875	23.8	2.4	1.1	60167◊

For use with any Greenlee Hydraulic Driver or Battery-Powered Driver. For maximum draw stud life, Greenlee recommends the use of battery or hydraulic drivers.

## 720 Keyway Punch



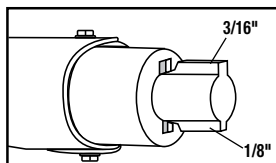
NOTE: Not for Stainless Steel

- Eliminates time-consuming hand sawing and filing when making keyways for push-button switches.
- Use as a nibbler to make wider or deeper keyways.
- Punches 1/8" (3.2 mm) or 3/16" (4.8 mm) keyways for 7/8" (22.5 mm) or 1-7/32" (30.5 mm) push-button holes.
- Canadian Patent No. 1,172,435.

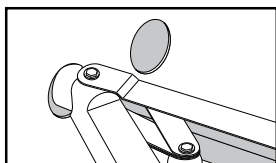
### SPECIFICATIONS

Operation Manual  
Capacity 10 gauge (3.5 mm) mild steel

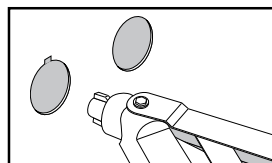
CAT NO.	UPC NO.	DESCRIPTION	WEIGHT	
			LBS.	KG.
720	26534	Keyway Punch	2.8	1.27
26534	26536	Punch		
26538	26538	Die		



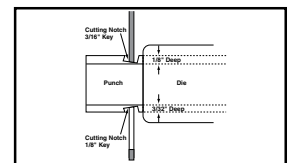
1. Locate proper cutting notch on the cutting head.



2. Place cutting notch inside edge of hole and cut keyway.



3. Withdraw the punch.



4. Use as a nibbler to make wider or deeper keyways.



## Rectangular Punches

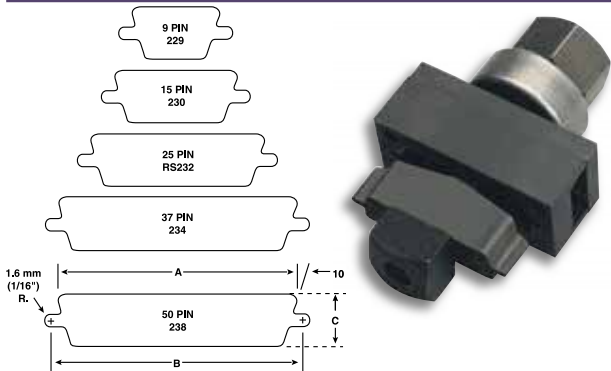


HOLE SIZE		MAXIMUM CAPACITY MILD STEEL		OPERATION TYPE	CAT./UPC NO					MINIMUM PILOT HOLE		WEIGHT		OPTIONAL ADAPTER FOR HYDRAULIC DRIVERS	
INCH	MM	GA	MM		PUNCH UNIT (INCLUDES PUNCH, DIE, DRAW STUD AND NUTS)		DRAW STUD	BB DRIVE NUT	COUNTER NUT	INCH	MM	LBS.	KG.		
0.437 x 0.875	11.1 x 22.2	16	1.5	∅Hand/Hydr.	60025	60026	60027	60115	60120	05244	.375	9.5	1.2	.5	60114∅
0.670 x 0.749	17.0 x 19.0	14	2.0	∅Hand/Hydr.	61028	60029	60030	34421	34733	04638	.500	12.7	1.5	.68	33967∅
0.750 x 1.140	19.1 x 29.0	14	2.0	∅Hand/Hydr.	60031	60032	60033	60117	60165	60258	.625	15.9	2.3	1.0	60167∅
0.750 x 1.310	19.1 x 33.3	14	2.0	∅Hand/Hydr.	60034	60035	60036	60117	60165	60258	.625	15.9	2.3	1.0	60167∅
0.861 x 1.018	21.9 x 25.9	14	2.0	∅Hand/Hydr.	60037	60038	60039	60117	60165	60258	.625	15.9	2.3	1.0	60167∅
0.866 x 1.181	22.0 x 30.0	14	2.0	∅Hand/Hydr.	60040	60041	60042	60117	60165	60258	.625	15.9	2.4	1.1	60167∅
0.866 x 1.654	22.0 x 42.0	14	2.0	∅Hand/Hydr.	60043	60045	60046	60117	60165	60258	.625	15.9	2.9	1.3	60167∅
0.990 x 1.140	25.1 x 29.0	14	2.0	∅Hand/Hydr.	60047	60048	60049	60117	60165	60258	.625	15.9	2.6	1.2	60167∅
1.250 x 1.380	31.8 x 35.1	14	2.0	∅Hand/Hydr.	60050	60051	60052	60117	60165	60258	.625	15.9	3.1	1.4	60167∅
1.312 x 2.625	33.3 x 67.9	10	3.5	∅Hand/Hydr.	60053	60054	60055	60118	—	60235	1.188	30.2	5.1	2.3	∅
1.378 x 2.047	35.0 x 52.0	10	3.5	∅Hand/Hydr.	60056	60057	60058	60118	—	60235	1.188	30.2	6.1	2.8	∅
1.378 x 2.559	35.0 x 65.0	10	3.5	∅Hand/Hydr.	60059	60060	60061	60118	—	60235	1.188	30.2	6.8	3.1	∅
1.378 x 3.228	35.0 x 82.0	14	2.0	∅Hand/Hydr.	60062	60063	60064	60118	—	60235	1.188	30.2	7.7	3.5	*
1.378 x 4.409	35.0 x 112.0	14	2.0	∅Hand/Hydr.	60065	60066	60067	60118	—	60235	1.188	30.2	9.2	4.2	*
1.811 x 3.622	46.0 x 92.0	10	3.5	∅Hand/Hydr.	60068	60069	60070	60118	—	60235	1.188	30.2	8.9	4.0	*
2.250 x 3.500	57.2 x 88.9	10	3.5	∅Hand/Hydr.	60071	60072	60073	60118	—	60235	1.188	30.2	10.1	4.6	*
2.677 x 5.433	68.0 x 138.0	14	2.0	∅Hand/Hydr.	60074	60075	60076	60118	—	60235	1.188	30.2	16.1	7.3	*

\* For use with with Hand and Foot Pump Hydraulic Drivers with Ram  
 ∅ For use with any Greenlee Hydraulic Driver or Battery-Powered Driver

For maximum draw stud life, Greenlee recommends the use of battery or hydraulic drivers

## Electronic Connector Panel Punches



- Cut-out and mounting slots are punched in one operation.
- Drill only one 7/16" (11.1 mm) pilot hole. (See page 104 for Kwik Stepper® step bits.)
- Fast, accurate panel punching with no sawing or filing required.
- Universal size punches for front or back mount of TRW Cinch and ITT Cannon-type or equivalent connectors in 9, 15, 25, 37 or 50-pin configurations.

### SPECIFICATIONS

**Capacity** 16 gauge (1.5 mm) mild steel; 10 gauge (3.5 mm) aluminum  
**Operation** Manual with a wrench; Quick Draw® and Quick Draw 90® hydraulic drivers, Battery Driver, Ram and Pump hydraulic drivers aluminum

PUNCH UNIT		DIMENSIONS				WEIGHT				
CAT. NO.	UPC NO.	NO. OF PINS	A	B	C	DRAW STUD	SQUARE COUNTER NUT	DRIVE NUT	LBS.	KG
229	34436	9	.787" (20.0 mm)	.982" (24.9 mm)	.469" (11.9 mm)	34421	04638	34733	1.4	.64
231	34437	15	1.127" (28.6 mm)	1.309" (33.3 mm)	.469" (11.9 mm)	34421	04638	34733	1.5	.68
RS232	34420	25	1.6555" (42.0 mm)	1.853" (47.1 mm)	.469" (11.9 mm)	34421	04638	34733	2.0	.91
234	34429	37	2.296" (58.3 mm)	2.497" (58.3 mm)	.469" (11.9 mm)	34421	04638	34733	2.0	.91
238	34444	50	2.201" (55.9 mm)	2.402" (61.0 mm)	.579" (14.7 mm)	34421	04638	34733	2.0	.91

For maximum draw stud life, Greenlee recommends the use of battery or hydraulic drivers

# KNOCKOUT PARTS CABINETS

## Knockout Punch Parts Assortment Cabinets



7360SB



7361SB

- Includes balanced stock of replacement parts in sturdy steel cabinets.

CAT NO.	UPC NO.	DESCRIPTION
7360SB	34358	Knockout Punch Parts Assortment 1/2" - 2". Includes Metal Cabinet 14" High, 13" Wide and 14-3/4" Deep, with 4 Drawers.
7361SB	34359	Knockout Punch Parts Assortment 1/2" - 3". Includes Metal Cabinet 19-1/2" High, 27" Wide and 15" Deep with 4 Drawers.

### 7361SB/34359 PARTS CABINET INCLUDES

CAT NO.	UPC NO.	DESCRIPTION	QTY.
721-1/2	31756	Slug-Buster® 1/2" Conduit Punch	18
14722	14722	1/2" Conduit Die	12
721-3/4	31757	Slug-Buster® 3/4" Conduit Punch	6
124AV	06972	3/4" Conduit Die	6
721-1	31758	Slug-Buster® 1" Conduit Punch	6
126AV	04011	1" Conduit Die	6
721-1-1/4	31759	Slug-Buster® 1-1/4" Conduit Punch	6
128AV	04013	1-1/4" Conduit Die	6
721-1-1/2	31760	Slug-Buster® 1-1/2" Conduit Punch	3
440AV	04061	1-1/2" Conduit Die	3
721-2	31761	Slug-Buster® 2" Conduit Punch	3
442AV	04063	2" Conduit Die	2
1429AV	04175	2-1/2" Conduit Punch	1
1430AV	04177	2-1/2" Conduit Die	1
1431AV	04180	3" Conduit Punch	1
1432AV	04183	3" Conduit Die	1
00042	00042	3/8" Draw Stud	12
249AVBB	04040	3/4" Drive Screw	8
304AVBB	04042	3/4" Drive Screw	6
1434AV	04188	5-1/2" x 3/4" Drive Screw	1
1433AVBB	04187	1" Ball Bearing Nut	1
12097	12097	3/8" Adapter Screw	6
30227	30227	7/16" Adapter Screw	2
12099	12099	3/4" Ball Bearing Adapter Screw	2
20963	20963	3/8" Draw Stud	20
2113B	10109	3/4" Draw Stud	6
1557AA	03170	1-1/8" Punch Sleeve	1
3037AV	04686	3-1/2", 4" & 5" Conduit Bushing	1
1924AA	03248	Short Spacer	4
1925AA	03249	Medium Spacer	4
1926AA	06904	Long Spacer	4
28154	28154	Punch 1/2" HD Slug-Splitter SC™	1
28155	28155	Die 1/2" HD Slug-Splitter SC™	1
29451	29451	Draw Stud, 7/16" Stainless Steel	1
31834	31834	Cabinet A only (top)	1
31849	31849	Cabinet B only (bottom)	1

### 7360SB/34358 PARTS CABINET INCLUDES

CAT NO.	UPC NO.	DESCRIPTION	QTY.
721-1/2	31756	Slug-Buster® 1/2" Conduit Punch	18
14722	14722	1/2" Conduit Die	12
721-3/4	31757	Slug-Buster® 3/4" Conduit Punch	6
124AV	06972	3/4" Conduit Die	6
721-1	31758	Slug-Buster® 1" Conduit Punch	3
126AV	04011	1" Conduit Die	3
721-1-1/4	31759	Slug-Buster® 1-1/4" Conduit Punch	3
128AV	04013	1-1/4" Conduit Die	3
721-1-1/2	31760	Slug-Buster® 1-1/2" Conduit Punch	2
440AV	04061	1-1/2" Conduit Die	2
721-2	31761	Slug-Buster® 2" Conduit Punch	2
442AV	04063	2" Conduit Die	1
00042	00042	3/8" Drive Screw	12
249AVBB	04040	3/4" Drive Screw	4
304AVBB	04042	3/4" Drive Screw	4
12097	12097	3/8" Adapter Screw	4
20963	20963	3/8" Draw Stud	20
2113B	10109	3/4" Draw Stud	4
31832	31832	Cabinet only	1

# **DRAW STUDS FOR KNOCKOUTS**

## **Replacement Draw Studs for Manual Drivers**

**Replacement Draw Stud Selection Guide**


Refer to the **ACTUAL SIZE PICTURES** and information below when ordering a replacement draw stud. Sizes given are diameter X length.



**3026AV** –  
1-1/8" (28.6 mm) x 7-1/2" (190 mm)



**1675AV** Draw Stud – 1/4" (6.4 mm) x 1-3/8" (35 mm)



**00042** – 3/8" (9.5 mm) x 1-5/8" (41 mm)



**249AVBB** – 3/4" (19.0 mm) x 2-1/8" (54 mm)



**304AVBB** – 3/4" (19.0 mm) x 2-15/16" (75 mm)



**1434AV**  
3/4" (19.0 mm) x  
5-1/2" (140 mm)

**N** = NEW PRODUCT

**R** = REPLACEMENT PART

**A** = ACCESSORY

**B** = BARE TOOL

## Replacement Draw Studs for Hydraulic Drivers

### Replacement Draw Stud Selection Guide

Refer to the **ACTUAL SIZE PICTURES** and information below when ordering a replacement draw stud.

Sizes given are diameter X length.



1557AA- 1-1/8" (28.6 mm) x 3" (76 mm)



60114 (Adapter) - 3/4" (19 mm) x 1/4" (6.35 mm) internal



33967 (Adapter) - 3/4" (19 mm) x 3/8" (9.5 mm) internal



60167 (Adapter) - 3/4" (19 mm) x 1/2" (12.7 mm) internal



1614SS- 3/8" (9.5 mm) x 2-13/16" (71 mm)



2113B - 3/4" (19.0 mm) x 5.38" (137 mm)



20963 - 3/8" (9.5 mm) to 3/4" (19.0 mm) x 4.8" (122 mm)



7212SP11 - 3/4" (19 mm) x 4.77" (121 mm)

**NEW PRODUCT**



7212SP12 \* - 3/4" (19 mm) x 5.63" (143 mm)

**NEW PRODUCT**

\*For use with 746 Hydraulic RAM

## Replacement Draw Studs for Hydraulic Drivers (continued)



31872 – 3/4" (19 mm) x 4-1/2" (114.3 mm)



29451 – 7/16" (11.1 mm) x 4-1/4" (108 mm)



29452 – 3/4" (19.0 mm) x 5-1/2" (140 mm)

## Replacement Draw Studs for Ratchet Drivers

### Replacement Draw Stud Selection Guide

Refer to the **ACTUAL SIZE PICTURES** and information below when ordering a replacement draw stud. Sizes given are diameter X length.



12099 – 3/4" (19.0 mm) x 4-3/4" (121 mm)



30227 – 7/16" (11.1 mm) x 3-5/8" (92 mm)



12097 – 3/8" (9.5 mm) x 3-1/2" (89 mm)



## Replacement Draw Studs for Special Shape Punches

### Replacement Draw Stud Selection Guide

Refer to the **ACTUAL SIZE PICTURES** and information below when ordering a replacement draw stud. Sizes given are diameter X length.

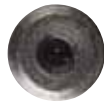
For maximum draw stud life, Greenlee recommends the use of battery or hydraulic drivers.



60118 – 3/4" (19 mm)  
x 6-3/4" (171.5 mm)



60166 – 1/2" (12.7 mm) x 4-5/8" (117.5 mm)



60117 – 1/2" (12.7 mm) x 4-5/8" (117.5 mm)



34421 – 3/8" (9.5 mm) x 3-1/2" (88.9 mm)



60115 – 1/4" (6.3 mm) x 3-7/16" (87.3 mm)



60116 – 1/2" (12.7 mm) x 4-5/8" (117.5 mm)

# STUD PUNCHES

## ESP710L Stud Punch

**NEW  
PRODUCT**



- This tool punches 1-11/32" (34.1 mm) diameter holes in 16 and 18 gauge structural studs.
- Has the ability to punch holes in under 5 seconds
- The ESP710L can take both time and hard work out of the stud punching process.
- 4" Throat Depth from center of punch.

CAT. NO.	UPC NO.	DESCRIPTION
ESP710L11	52165	Punch, Stud Bat 120V Charger

### BATTERY-POWERED STUD PUNCH

CAT. NO.	UPC NO.	ACTUAL HOLE SIZE		WEIGHT		LENGTH		HEIGHT		CAPACITY		BATTERY	CHARGER
		IN.	MM	LBS.	KG	IN.	MM	IN.	MM	GA	MM		
ESP710L11	52165	1-11/32	34.1	9.2	4.2	15	381	11-3/4	298	16	1.5	3.0Ah 18V, Li-Ion	120 Volt

## Plumber Stud Punch



- Punches 2-5/8" (66.7 mm) diameter hole in metal studs for professional-looking installation of 2" water, vent, waste pipes.
- Two-speed lever action for fast, easy punching of 24 to 20 gauge thick metal studs.
- 2-1/8" (54 mm) throat width fits over most studs and channels.
- High strength alloy aluminum c-frame and handle provides lightweight tool for easy handling—10.6 lb. (4.8 kg).
- Lever action punch retraction strips punch out of metal stud fast and easy. Patent #6,647,630

### SPECIFICATIONS

<b>Actual Hole Size</b>	2-5/8" (66.7 mm)
<b>Weight</b>	10.6 lbs. (4.8 kg)
<b>Length</b>	23-1/2" (596 mm)
<b>Height</b>	9-3/4" (247 mm)
<b>Capacity</b>	24-20 GA (0.9 mm)

CAT. NO.	UPC NO.	DESCRIPTION
713	06430	Plumber Stud Punch
08377	08377	Punch for 713
08379	08379	Die for 713
08375	08375	Link
55316	55316	Pin, Groove .31 x 1.75

**R**  
**R**  
**R**  
**R**

## Metal Stud Punches




### SPECIFICATIONS

**Capacity**    709 - 1-5/8" (41.3 mm) and wider studs.  
20 gauge (0.9 mm) steel studs.  
710 - 2-1/2" (63.4 mm) and wider studs.  
20 gauge (0.9 mm) steel studs.

- Punch up through 20 gauge (0.9 mm) steel studs in one stroke.
- Aluminum head provides strength with minimum weight, reducing operator fatigue.
- Contoured handle design gives better operator leverage and makes it possible to punch in tight places.
- Self-stripping design eliminates punch hang-ups.
- Automatically centers holes on standard studs.
- Conversion kit available to upgrade early models from 24 gauge to 20 gauge maximum capacity.

CAT NO.	UPC NO.	DESCRIPTION	WEIGHT	
			LBS.	KG.
709	22280	7/8" (22.2 mm) Diameter Stud Punch	7	3.2
710	21285	1-11/32" (34.1 mm) Diameter Stud Punch	7.5	3.5
30968	30968	Conversion Kit – Upgrades Early Model 709 or 710 from 24 to 20 Gauge Maximum Capacity		
<b>R</b> 121AV	04006	Punch for 709		
<b>R</b> 22286	22286	Die for 709		
<b>R</b> 24823	24823	Punch for 710		
<b>R</b> 21297	21297	Die for 710		
06015	06015	Pin Kit		
36617	36617	Link		
05932	05932	Link and Pin Kit (709/710)		
21557	21557	Compression Spring		

## Bushings for Metal Stud Punches



- Triple lock design holds bushing securely.
- Locks securely into metal studs from 24 gauge to 12 gauge (0.6 mm to 2.5 mm).
- Helps protect wire insulation from sharp edges of metal studs.
- Makes pulling smooth and easy by preventing hang-ups of cable on raw metal edges.

CAT NO.	UPC NO.	DESCRIPTION	WEIGHT	
			LBS.	KG.
711C	22288	100 Bushings for Hole Punched by 709 for 7/8" (22.2 mm) Diameter Hole	.5	.23
711M	22289	1,000 Bushings for Hole Punched by 709 for 7/8" (22.2 mm) Diameter Hole	3.7	1.7
712A100	05927	100 Bushings for Pre-Punched Hole or 1-11/32" (34.1 mm) Diameter Hole Punched by 710	1.4	.64
712A1000	05928	1,000 Bushings for Pre-Punched Hole or 1-11/32" (34.1 mm) Diameter Hole Punched by 710	15.5	7.0

## Manual Stud Punch



### SPECIFICATIONS

**Actual Hole Size**    1-1/4" (31.7 mm)  
**Weight**    4.0 lbs. (1.8 kg)  
**Length**    16-3/4" (426 mm)  
**Height**    4-1/2" (247 mm)  
**Capacity**    24-20 GA (0.9 mm)

- Punch up through 20 gauge (0.9 mm) steel studs in one stroke.
- Unique patented punch rolls the edge over for smooth installation of armored cable; cable won't hang up.
- Contoured handle design gives better operator leverage and makes it possible to punch in tight places.
- Automatically centers holes on standard studs.

CAT NO.	UPC NO.	DESCRIPTION
724	10415	Manual Stud Punch
<b>R</b> 10419	10419	Punch for 724

# C-FRAME PUNCHES

## 1731 & 1732 Portable C-Frame Punch Drivers



CAT. NO.	UPC NO.	DESCRIPTION	HOLE SIZE			KIT CAT./UPC NO.			
			IN	MM	PG	1731/ 15911	1731H767/ 20486	1731F1725/ 25169	1732/ 27361
		C-Frame with Ram				✓	✓	✓	✓
13266	13266	Punch Adapter - 3/8" Ø x 1/2" (9.5 mm)							✓
13267	13267	Punch Adapter - 3/4" Ø x 1" (19.0 mm)							✓
13276	13276	Punch Adapter - 3/8" Ø x 1/2" (9.5 mm)				✓	✓	✓	
13277	13277	Punch Adapter - 3/4" Ø x 1" (19.0 mm)				✓	✓	✓	
13268	13268	Punch Adapter - 1-1/8" Ø (28.6 mm)							✓
121AV	04006	1/2" Conduit Size Punch	1/2	16	22.5	✓	✓	✓	
123AV	04008	3/4" Conduit Size Die	3/4	21	28.3	✓	✓	✓	
125AV	04010	1" Conduit Size Punch	1	—	34.6	✓	✓	✓	
12087	12087	C-Frame 1/2" Conduit Size Die	1/2	16	22.5	✓	✓	✓	
12086	12086	C-Frame 3/4" Conduit Size Die	3/4	21	28.3	✓	✓	✓	
12085	12085	C-Frame 1" Conduit Size Die	1	—	34.6	✓	✓	✓	
1725	1725	1725 Hydraulic Foot Pump						✓	
16634	16634	Steel Case				✓	✓	✓	
38316	38316	High Pressure Hose Unit - 1/4" x 3' (includes 1 each of the following 3 items)							
54169	54169	1/4' Male Coupler							
54170	54170	Dust Cap							
06302	06302	High Pressure Hose 1/4" x 3'							
11797	11797	Die Adapter - 3/8" Ø (9.5 mm)							✓
11790	11790	Die Adapter - 3/4" Ø (19.0 mm)							✓
11789	11789	Die Adapter - 1-1/8" Ø (28.6 mm)							✓
767	767	Hydraulic Hand Pump					✓		
755	755	Hydraulic Hand Pump							
37729	37729	Hydraulic Hose - 1/4" x 10' (3 m)						✓	
11289	11289	Hydraulic Hose - 3/8" x 6' (9.5 mm x 1.8)							
27335	27335	Metal Case							✓
50642	50642	Nut - 3/4" - 10 (19.0 mm)							✓
12079	12079	Frame							
15631	15631	Ram							
37614	37614	Quick Disconnect							
11903	11903	C-Frame							
13814	13814	Packing Kit							

- Fast, one-shot punching, no predrilling of pilot holes.
  - Throat measures 8" (203 mm) deep.
- 1731**
- Great for punching junction boxes and small enclosures.
  - Punch can be used with ram inside or outside of the junction box.
  - For use with 1/2" – 1" (22.5 mm – 34.6 mm) conduit size and accessory sizes only.

- 1732**
- Use with 1/2" through 4" conduit size and other round sizes only.
  - Use with Greenlee standard round punches and dies (optional).

**SPECIFICATIONS**

**Capacity** 1731: Up through 10 gauge (3.0 mm) mild steel with Greenlee special C-Frame dies and standard punches; 1/2" through 1" conduit and 15.2 mm through 30.5 mm  
 1732: Up through 10 gauge (3.0 mm) mild steel with Greenlee Standard punches and dies; 1/2" through 4" conduit and 15.2 mm through 115.4 mm.

CAT. NO.	UPC NO.	DESCRIPTION	WEIGHT	
			LBS.	KG.
1731	15911	Driver with Ram, 1/2" Through 1" Conduit (22.5 mm through 34.6 mm) Punches and Dies	32	15
1732	27361	Driver with Ram, 3/8", 3/4" and 1-1/8" Punch and Die Adapters	59	27
1731H767	20486	Same as 1731 with 767 Hydraulic Hand Pump	36	17
1731F1725	25169	Same as 1731 with 1725 Hydraulic Foot Pump	43	20
21316	21316	Pg-9 (15.2 mm) Punch (optional)		
18557	18557	Pg-9 (15.2 mm) Die (optional)		
17700	17700	Pg-11 (18.6 mm) Punch (optional)		
18558	18558	Pg-11 (18.6 mm) Die (optional)		
17697	17697	Pg-13 (20.4 mm) Punch (optional)		
18559	18559	Pg-13 (20.4 mm) Die (optional)		
36282	36282	1-7/32" (30.5 mm) Oil Tight Punch (optional)		
37103	37103	1-7/32" (30.5 mm) Oil Tight Die (optional)		

# MANUAL HYDRAULIC PUMPS

## Hydraulic Hand Pump



- Lightweight and portable, for use with Greenlee Punch Drivers.
- Versatile, operates in any position.
- Single speed.
- Rugged steel pump body/reservoir with cast aluminum handle.
- Has mounting holes for easy, permanent mounting.

### SPECIFICATIONS

<b>Operation</b>	Manual – Hand
<b>Capacity</b>	6,500 psi (448 bar), .0823 in. (13 mm) per stroke
<b>Length</b>	13" (330 mm)
<b>Width</b>	4" (102 mm)
<b>Height</b>	4" (102 mm)

CAT. NO.	UPC NO.	DESCRIPTION	WEIGHT	
			LBS.	kg
767	13284	Hydraulic Hand Pump	6	2.7
<b>R</b> 04343	04343	Seal Kit Repair for Serial Code ABM		
<b>R</b> 13800	13800	*Seal Kit Repair for Serial Code 55D & Up		
<b>R</b> 30242	30242	*Seal Kit Repair for Serial Code 68BG TO BG33181628, BG331816 & Up		
<b>R</b> 30241	30241	Reservoir Follower		

\*NOTE: Must also purchase 30241 Follower  
NOTE: See page 100 to select the proper hydraulic hose for this pump.

## Hydraulic Foot Pump



- Free both hands to position and hold the working tool.
- Foot activated release lever.
- Hold-down pin keeps pedal down for storage and transport.
- Angled base bar keeps the pump upright and stable.
- Includes 1/4" (6.4 mm) female coupler with dust cap.

### SPECIFICATIONS

<b>Operation</b>	Manual – Foot
<b>Capacity</b>	6,500 psi (448 bar), .117 in. (19 mm) per stroke
<b>Length</b>	16" (406 mm)
<b>Height</b>	Pedal down 6" (152 mm), Pedal up 12" (305 mm)
<b>Width</b>	8" (203 mm)

CAT. NO.	UPC NO.	DESCRIPTION	WEIGHT	
			LBS.	kg
1725	31353	Hydraulic Foot Pump	11	5
<b>R</b> 24496	24496	Seal Kit w/ RD Serial Code		
<b>R</b> 25214	25214	Seal Kit w/ RU Serial Code		
<b>R</b> 33336	33336	Seal Kit w/ VK Serial Code		

NOTE: See page 100 to select the proper hydraulic hose for this pump.

# HYDRAULIC PUMP ACCESSORIES

## Hydraulic Hose Selection Guide

TOOL CAT. NO./DESCRIPTION	TOOL COUPLER	PUMP CAT. NO.	HOSE CAT./UPC NO.
750 Cable Cutter	1/4" Female Coupler	767	38316
750 Cable Cutter	1/4" Female Coupler	1725	37729
750 Cable Cutter	1/4" Female Coupler	975	17707
777 Bender	3/8" Female Coupler	755, 975, 980 or 960SAPS	11289
782 Bender	3/8" Female Coupler	755 or 975	11289
800 Cable Bender	1/4" Female Coupler	1725	37729
880 Bender	3/8" Female Coupler	755 or 975	11289
882 Bender	3/8" Female Coupler	755 or 975	11289
884 Bender	3/8" Female Coupler	980 or 960SAPS	11289
885 Bender	3/8" Female Coupler	980 or 960SAPS	11289
1731 C-Frame Punch Driver	1/4" Female Coupler	767	38316
1731 C-Frame Punch Driver	1/4" Female Coupler	1725	37729
1731 C-Frame Punch Driver	1/4" Female Coupler	755 or 975	11289
SDK202GL Cable Cutter	3/8" Male Coupler	7475H, 975 or 980	05850, 05851
RK06AT, RK06FT	3/8" Male Coupler	7475H, 975 or 980	05850, 05851
RK1230, RK1240, RK1240K	3/8" Male Coupler	7475H, 975 or 980	05850, 05851
RCCX	3/8" Male Coupler	7475H, 975 or 980	05850, 05851
RK1550	3/8" Male Coupler	7475H, 975 or 980	05850, 05851

## Hydraulic Hose Units

- High pressure hydraulic hose units for use with Greenlee hydraulic pumps.
- Equipped with couplers and dust caps.



CAT. NO.	UPC NO.	DESCRIPTION
05850*	05850	10' X 1/4" Hose With (1) 3/8" Male Coupler and (1) 3/8" Female Coupler
05851*	05851	10' X 1/4" Non-Conductive Hose with (1) 3/8" Male Coupler and (1) 3/8" Female Coupler
11289*	11289	6' X 3/8" Hose with (2) 3/8" Male Couplers
17707*	17707	10' X 1/4" Hose with (1) 3/8" Male Coupler and (1) 1/4" Male Coupler
37729*	37729	10' X 1/4" Hose with (2) 1/4" Male Couplers
38316	38316	3' X 1/4" Hose with (1) 1/4" Male Coupler and (1) 1/4" NPT Swivel Threaded Fitting
06302	06302	3' X 1/4" Hose with (1) 1/4" NPT Male Threaded Fitting and (1) 1/4" NPT Swivel Threaded Fitting

\* Filled with hydraulic oil.

CAT. NO.	UPC NO.	DESCRIPTION	HOSE UNIT CAT./UPC NO.						COUPLER SET CAT./UPC NO.	
			05850	05851	11289	17707	37729	38316	37614	3548GB/20573
54167	54167	1/4" (6.4 mm) Female Coupler without Dust Cap							1	
54168	54168	1/4" (6.4mm) Dust Cap for Female Coupler							1	
54169	54169	1/4" (6.4 mm) Male Coupler without Dust Cap				1	2	1	1	
54170	54170	1/4" (6.4 mm) Dust Cap for Male Coupler				1	2	1	1	
4018GB	50807	3/8" (9.6 mm) Female Coupler with Dust Cap								1
4033GB	50823	3/8" (9.6 mm) Male Coupler with Dust Cap			2	1				1
41877	41877	3/8" (9.6 mm) Female Coupler without Dust Cap	1	1						
41941	41941	3/8" (9.6 mm) Male Coupler without Dust Cap	1	1						
41834	41834	3/8" (9.6 mm) Dust Cap for 41941/41877 Couplers	2	2						



# POWER TOOL ACCESSORIES

GREENLEE DELIVERS POWER TOOL ACCESSORIES THAT ARE SECOND-TO-NONE IN THE INDUSTRY. FROM THE DOUBLE-FLUTE CUTTING POWER OF KWIK STEPPER® STEP BITS TO REPLACEABLE TIP NAIL EATER® AUGER BITS, GREENLEE POWER TOOL ACCESSORIES CUT FASTER, LAST LONGER, AND IMPROVE YOUR PRODUCTIVITY ON THE JOBSITE. GET THROUGH IT WITH GREENLEE.

## Contents

Drill/Taps	102
Step Bits	104
Auger Bits	106
Spade Bits	111
D'Versibits & Accessories	113
Steel Hole Cutters	118
Hole Saws	122
Recessed Light Hole Saws	126
Saw Blades	128
Conduit Cutters	130
Hand Saws	131
Band Saws	132
Anchors & Fasteners	133
Masonry Bits	137

USA PHONE 800.435.0786  
FAX 800.451.2632

CANADA PHONE 866.384.8813  
FAX 800.524.2853

INT'L PHONE +1.815.397.7070  
FAX +1.815.397.9247



**GREENLEE**  
A Textron Company

# DRILL/TAPS

## Electrician's Drill/Driver Set

**NEW  
PRODUCT**



- 1/4" Quick Change technology.
- Professional grade driver bits.
- Titanium Nitride coated self-centering high speed drill bits.
- High quality shock resistant case stays intact even after accidental drops.
- Hammer drill rated carbide grade tips and hardened shank masonry drill bits.
- Hardened forged magnetic nut drivers fit most TapCon® fasteners.
- Quick release chuck with precise fit.
- Includes security bits that fit most security fasteners frequently used in public facilities.

CAT. NO.	UPC NO.	DESCRIPTION
DDKIT-1-68	26313	68-Piece Electrician's Drill/Driver Kit
EXT-3	19194	Magnetic Bit Extension
HSS-SET	26317	High Speed Titanium Coated Drill Bit Set (1/8", 3/16", 1/4")
MAS-SET	26318	Masonry Drill Bit Set (5/32", 3/16", 1/4", 3/8")
NDS-SET	26320	Magnetic Nut Driver Set (1/4", 5/16", 3/8")
QCS-1	26312	1/4" Quick Change Chuck
SBSET-1-14	19205	Security Driver Bit Set (Spanner Security Bits-#6, #8, #10, #12, Torx Security Bits-T10, T15, T20, T25, T27, T30, Hex Security Bits-1/8", 9/64", 5/32", 3/16")



**VIDEO**

A PRODUCT VIDEO IS AVAILABLE, SCAN THIS QR CODE OR VISIT:  
[www.youtube.com/GreenleeDEMO](http://www.youtube.com/GreenleeDEMO)



SPECIFICATIONS	DDKIT-1-68	EXT-3	HSS-SET	MAS-SET
Length	12.32" (313 mm)	5.88" (149 mm)	7.88" (200 mm)	7.88" (200 mm)
Width	10.75" (273 mm)	2.88" (73 mm)	5.50" (139 mm)	5.50" (139 mm)
Height	1.95" (49 mm)	.84" (21 mm)	.77" (19 mm)	.77" (19 mm)
Weight	2.35 lbs (1.06 kg)	.07 lbs (.03 kg)	.2 lbs (.09 kg)	.28 lbs (.13 kg)



SPECIFICATIONS	NDS-SET	QCS-1	SBSET-1-14
Length	5.88" (149 mm)	5.88" (149 mm)	6.88" (174 mm)
Width	2.88" (73 mm)	2.88" (73 mm)	3.88" (98 mm)
Height	.82" (20 mm)	.84" (21 mm)	1.47" (37 mm)
Weight	.19 lbs (.09 kg)	.1 lbs (.12 kg)	.26 lbs (.12 kg)



## Combination Drill/Tap Bits



- Complete hole drilling, tapping and deburring/countersinking in one operation with power drill saves labor and time.
- Back tapered beyond tap to prevent thread damage from over-drilling.
- Deburr/countersink also provided on bit beyond back taper.
- Made from hardened high-speed steel vs. carbon steel for longer life.
- High quality hex shank to ensure strong connection to drill chuck.
- Designed to tap up to 10-gauge metal.
- Quick change adaptor included in both metric and standard kits.

### SPECIFICATIONS

<b>Material thickness</b>	Up to 10 gauge
<b>Material type</b>	Mild steel, copper, brass, aluminum
<b>Shank</b>	1/4" quick change hex
<b>Drill Material</b>	High-speed steel
<b>Drill point</b>	Split point with web thinning

CAT. NO.	UPC NO.	DESCRIPTION	DTAPKIT	DTAPKITM
DTAPKITM	12151	M3-M10 6 Piece Drill/Tap Set		
DTAPKIT	17620	6-32 to 1/4-20 6-piece Drill Tap Set		
<b>R</b> DTAP6-32	17611	6-32NC Drill/Tap Bit	✓	
<b>R</b> DTAP8-32	17612	8-32NC Drill/Tap Bit	✓	
<b>R</b> DTAP10-24	17613	10-24NC Drill/Tap Bit	✓	
<b>R</b> DTAP10-32	17614	10-32NF Drill/Tap Bit	✓	
<b>R</b> DTAP12-24	17615	12-24NC Drill/Tap Bit	✓	
<b>R</b> DTAP1/4-20	17616	1/4-20NC Drill/Tap Bit	✓	
DTAP5/16-18	11627	5/16-18NC Drill/Tap Bit		
DTAP3/8-16	11628	3/8-16NC Drill/Tap Bit		
<b>R</b> DTAPM3C	12160	M3 X .50 Drill/Tap Bit		✓
<b>R</b> DTAPM4C	12161	M4 X .70 Drill/Tap Bit		✓
<b>R</b> DTAPM5C	12162	M5 X .80 Drill/Tap Bit		✓
<b>R</b> DTAPM6C	12163	M6 X 1.00 Drill/Tap Bit		✓
<b>R</b> DTAPM8C	12164	M8 X 1.25 Drill/Tap Bit		✓
<b>R</b> DTAPM10C	12165	M10 X 1.50 Drill/Tap Bit		✓



DTAPKITM



**NOTE: TO EXTEND THE LIFE OF YOUR TOOL, SEE CUTTING/THREADING OIL ON PAGE 139.**

# STEP BITS

## Kwik Stepper® Step Bits



- Unique split-tip design penetrates through steel faster.
- Resists walking or skidding, even on round surfaces.
- Balanced, double-flute construction requires less pressure, does the work for you.
- Designed and manufactured in USA.

CAT. NO.	UPC NO.	DESCRIPTION
35884	35884	Kwik Stepper® Step Bit Kit
03607	03607	Kwik Stepper® Step Bit Kit

### SPECIFICATIONS

**Hole Sizes** From 1/8" through 1-3/8" (3.2 - 34.9 mm)  
**Capacity** Cut up through 3/8" (9.5 mm) mild steel, copper, brass, aluminum, wood, plastic and laminates

CAT. NO.	UPC NO.	DESCRIPTION	WEIGHT	
			LBS.	KG.
34401	34401	1/2" Multi-Hole Step Bit	•	•
34403	34403	7/8" Multi-Hole Step Bit	•	•
30008	30008	1-1/8" Multi-Hole Step Bit	•	•
35936	35936	Plastic Case	•	•



**N** = NEW PRODUCT

**R** = REPLACEMENT PART

**A** = ACCESSORY

**B** = BARE TOOL



Single-hole bits are designed to drill one indicated hole size through a series of steps from bit tip to full size.

Multi-hole bits allow you to drill a hole in any of the stated diameters.

										METRIC		
		1/2" (12.7 mm)	1/2" (12.7 mm)	1/2" (12.7 mm)	13/16" (20.6 mm)	7/8" (22.2 mm)	7/8" (22.2 mm)	1-1/8" Electrician's Step Bit	1-3/8" (34.9 mm)	9.7 mm (.382")	30.5 mm (1.201")	32.5 mm (1.280")
		Single-Hole Step Bit	Multi-Hole Step Bit	Multi-Hole Step Bit	Multi-Hole Step Bit	Single-Hole Step Bit	Multi-Hole Step Bit	Step Bit	Multi-Hole Step Bit	Multi-Hole Step Bit	Multi-Hole Step Bit	
SIZE		CAT/UPC NO.										
Inches	mm	34410	34401	36402	30005	34411	34403	30008	36414	36018	36020	36022
1/8	3.2		✓									
5/32"	4.0		✓									
3/16"	4.8		✓	✓	✓		✓					
7/32"	5.6		✓									
1/4"	6.4		✓	✓	✓		✓					
9/32"	7.1		✓									
5/16"	7.9		✓	✓	✓		✓					
11/32"	8.7		✓									
3/8"	9.5		✓	✓	✓		✓					
0.382"	9.7										✓	
13/32"	10.3		✓									
7/16"	11.1		✓	✓	✓		✓					
15/32"	11.9		✓									
0.492"	12.5										✓ Pg-7	
1/2"	12.7	✓	✓	✓	✓		✓	✓				
9/16"	14.3				✓		✓					
0.598"	15.2										✓ Pg-9	
5/8"	15.9				✓		✓					
0.638"	16.2											✓ ISO-16
11/16"	17.5				✓		✓					
0.732"	18.6										✓ Pg-11	
3/4"	19.1				✓		✓					
0.803"	20.4										✓ Pg-13	✓ ISO-20
13/16"	20.6				✓		✓					
7/8"	22.2					✓	✓	✓	✓			
0.886"	22.5										✓ Pg-16	
1.00"	25.4											✓ ISO-25
1.114"	28.3										✓ Pg-21	
1-1/8"	28.6							✓	✓			
1.201"	30.5								✓			
1-7/32"	31.0								✓			
1-1/4"	31.8								✓			
1.280"	32.5											✓ ISO-32
1-3/8"	34.9								✓			
Overall Length		1-7/8" (47.6 mm)	3-3/8" (85.7 mm)	3-7/16" (87.3 mm)	3-7/16" (87.3 mm)	2-7/16" (61.9 mm)	3-9/16" (90.5 mm)	2-15/16" (74.6 mm)	3-1/8" (79.4 mm)	1-7/8" (47.6 mm)	3-3/4" (95.3 mm)	3-3/8" (85.7 mm)
Minimum Chuck Size		3/8" (9.5 mm)	3/8" (9.5 mm)	3/8" (9.5 mm)	3/8" (9.5 mm)	3/8" (9.5 mm)	3/8" (9.5 mm)	3/8" (9.5 mm)	3/8" (9.5 mm)	3/8" (9.5 mm)	3/8" (9.5 mm)	3/8" (9.5 mm)
Maximum Material Thickness		10 gauge (3.5 mm)	10 gauge (3.5 mm)	3/8" (9.5 mm)	10 gauge (3.5 mm)	10 gauge (3.5 mm)	10 gauge (3.5 mm)	10 gauge (3.5 mm)	10 gauge (3.5 mm)	10 gauge (3.5 mm)	1/4" (6.4 mm)	1/4" (6.4 mm)
Bit Extension		901	901	901	901	—	—	—	—	901	—	—

# AUGER BITS

Nail Eater® RT

**NEW  
PRODUCT**

**REPLACE THE TIP  
NOT THE BIT!**



- No more resharpening with our quick-change cutting edge and feed screw.
- High quality carbon alloy steel for more durability and longer life.
- Pulls through the wood even after several holes, no pushing to finish.
- Easy pull-back ground shaft.
- Maximum chip removal over the center flute.
- Patented tip design

CAT NO.	UPC NO.	DESCRIPTION
66RT-7/8	12555	Auger Bit 7/8" x 18
66RT-1	12556	Auger Bit 1" x 18
63RT-7/8	12558	Auger Bit 7/8" x 8-5/8
63RT-1	12559	Auger Bit 1" x 8-5/8
PTR-7/8	12561	Replacement Kit 7/8"
PTR-1	12562	Replacement Kit 1"



**VIDEO**

A PRODUCT VIDEO IS AVAILABLE, SCAN THIS QR CODE OR VISIT:  
[www.youtube.com/GreenleeDEMO](http://www.youtube.com/GreenleeDEMO)

## NO MORE RE-SHARPENING!

Easy & Fast to Replace in the Field. Get Back to Work in Seconds.



1 Insert Cutting Edge...



2 Insert Feed Screw...



3 Tighten Set Screw.



Auger Bit Replacement Kit (PTR-7/8 shown)

## Nail Eater® Extreme



- Improved cutting edge provides 30% longer life span.
- Patented new design for improved cutting and cleaner holes.
- Self-feeding screw point draws bit through wood.
- Patented Pending, cutting angle design- smoother starts, reduced cutting loads.
- Made of super tough, heat-treated steel; cuts through nails and provides longer life.
- “Shorty” bits - for working in tight places, yet still can go through three abutting 2 x 4s.
- See “Bit Extensions” if more length is required (see page 84).
- P.O.P packaged

### SPECIFICATIONS

#### NAIL EATER® EXTREME SHORTY

<b>Overall Length</b>	7-5/8" (193.7 mm)
<b>Twist Length</b>	5" (127 mm)
<b>Electrical drill required</b>	61 PTS - 5/8 through 61 PTS - 1, minimum 3/8" drill; All Big Shank, 1/2" drill.

#### NAIL EATER® EXTREME

<b>Overall Length</b>	18" (457.2 mm)
<b>Twist Length</b>	15" (381 mm)

### NAIL EATER® EXTREME SHORTY

CAT. NO.	POP UPC NO.	BULK UPC NO.	HOLE DIA.		HEX SHANK		WEIGHT	
			INCH	MM	INCH	MM	LBS	G
61PTS-5/8	30419	—	5/8	15.9	5/16	7.9	.3	137
61PTS-3/4	30423	—	3/4	19.1	5/16	7.9	.4	182
61PTS-7/8	30427	—	7/8	22.2	5/16	7.9	.5	227
61PTS-1	30429	—	1	25.4	5/16	7.9	.8	363
62PTS-5/8	31788	—	5/8	15.9	7/16	11.1	.3	137
62PTS-11/16	31790	—	11/16	17.5	7/16	11.1	.4	182
62PTS-3/4	31792	36640	3/4	19.1	7/16	11.1	.5	227
62PTS-13/16	31794	—	13/16	20.6	7/16	11.1	.5	227
62PTS-7/8	31796	36642	7/8	22.2	7/16	11.1	.6	273
62PTS-1	31798	36643	1	25.4	7/16	11.1	.7	318
61/62PTS-1-1/8	30431	—	1-1/8	28.6	7/16	11.1	.9	409
61/62PTS-1-1/4	30433	—	1-1/4	31.8	7/16	11.1	1.1	499

### NAIL EATER® EXTREME

CAT. NO.	POP UPC NO.	BULK UPC NO.	HOLE DIA.		HEX SHANK		WEIGHT	
			INCH	MM	INCH	MM	LBS	G
66PT-1/2	30915	—	1/2	12.7	5/16	7.9	.7	318
66PT-5/8	30919	—	5/8	15.9	7/16	11.1	.8	363
66PT-11/16	30921	—	11/16	17.5	7/16	11.1	1	454
66PT-3/4	30923	36659	3/4	19.1	7/16	11.1	1.2	545
66PT-13/16	30925	—	13/16	20.6	7/16	11.1	1.2	545
66PT-7/8	30927	36662	7/8	22.2	7/16	11.1	1.5	681
66PT-15/16	30929	—	15/16	23.8	7/16	11.1	1.6	726
66PT-1	30931	36664	1	25.4	7/16	11.1	1.8	817
66PT-1-1/8	30935	—	1/8	28.6	7/16	11.1	2.3	1044
66PT-1-1/4	30937	—	1-1/4	31.8	7/16	11.1	2.8	1270

## Nail Eater® Extreme Impact Bits



- Quickly bore through creosoted and salt-treated utility poles.
- Resists wear, eats through nails and staples.
- Self-feeding screw point draws the bit through the wood.
- 7/16" hex shank to fit impact drivers.
- Available in 18" overall length.

### NAIL EATER® EXTREME

CAT. NO.	POP UPC NO.	HARDWARE DIAMETER		HOLE DIA. DIAMETER		OVERALL LENGTH		HEX SHANK		WEIGHT	
		INCH	MM	INCH	MM	INCH	MM	INCH	MM	LBS	G
37868	37868	9/16	14.3	5/8	15.9	18	457.2	7/16	11.1	0.9	409
37869	37869	11/16	17.5	3/4	19.1	18	457.2	7/16	11.1	1.1	499
37870	37870	13/16	20.6	7/8	22.2	18	457.2	7/16	11.1	1.4	636
37871	37871	15/16	23.8	1	25.4	18	457.2	7/16	11.1	1.5	681

## Nail Eater® Extreme Black Utility Auger Bits



- Teflon® coating resists heat and friction for fast and smooth operation.
- Patented cutting edge cuts nails and staples so the bits last longer over time.
- Over center flute design evacuates chips faster, no clogging or chip flyback.
- Less power required to drill holes – extending battery life by up to 30% .
- Made in the USA.

CAT NO.	UPC NO.	DESCRIPTION	QTY.
66TF-9/16	02004	IMPACT AUGER BIT, TF-9/16" x 18" (POP)	1
66TF-11/16	02005	IMPACT AUGER BIT, TF-11/16" x 18" (POP)	1
66TF-13/16	02006	IMPACT AUGER BIT, TF-13/16" x 18" (POP)	1
66TF-15/16	02007	IMPACT AUGER BIT, TF-15/16" x 18" (POP)	1

### SPECIFICATIONS

<b>9/16</b>	18" X 1.5" X 1.5" (47.52 cm X 3.81cm X 3.81cm)	0.8 lbs (362.87 g)
<b>11/16</b>	18" X 1.5" X 1.5" (47.52 cm X 3.81cm X 3.81cm)	1.05 lbs (476.27 g)
<b>13/16</b>	18" X 1.5" X 1.5" (47.52 cm X 3.81cm X 3.81cm)	1.3 lbs (589.67 g)
<b>15/16</b>	18" X 1.5" X 1.5" (47.52 cm X 3.81cm X 3.81cm)	1.75 lbs (793.78 g)

## Stubby Auger Wood Bits



- Over center single flute design for cleaner holes and less splintering.
- Unique cutting edge design for fast and smooth cutting action.
- Shorter than the top competitor's bit for better access to tight spaces between studs and joists.
- Perfect for drilling 2" and 4" joists.
- Augers have self-feeding screw point that draws bit through all wood types with less operator fatigue.
- Eliminates the need for special tools such as expensive right angle drills or multiple steps to cut the hole to size.
- 1/4" hex quick change design for fast and easy use in all drill types.
- Clearly marked with bit diameter and catalog number on shank for easy identification.

CAT. NO.	UPC NO.	HOLE DIA. DIAMETER		OVERALL LENGTH		WEIGHT	
		INCH	MM	INCH	MM	LBS	G
60A-5/8	12416	5/8	15.9	4.5	144	0.3	118
60A-3/4	12417	3/4	19.1	4.5	144	0.3	136
60A-7/8	12418	7/8	22.2	4.5	144	0.3	149
60A-1	10538	1	25.4	4.5	144	0.4	199

CAT. NO.	UPC NO.	DESCRIPTION
60A-5/8	12416	5/8" Stubby Auger Wood Bit
60A-3/4	12417	3/4" Stubby Auger Wood Bit
60A-7/8	12418	7/8" Stubby Auger Wood Bit
60A-1	10538	1" Stubby Auger Wood Bit



**N** = NEW PRODUCT

**R** = REPLACEMENT PART

**A** = ACCESSORY

**B** = BARE TOOL



## Long Auger Wood Bits



*\*Not a Nail Eater – should not be used in wood with nails or other hard objects*

- Fast easy drilling of clean holes, especially in salt treated utility poles.
- Made from hardened alloy steel for added toughness
- The self-feeding threaded screw point draws the bit completely through the wood – no need to push the bit while drilling
- Over center flute for evacuating chips
- Shaft is straightened for fewer vibrations to the hand and to help control the quality of the hole
- Cutting edge can be re-sharpened multiple times and continues to self feed
- 7/16" Hex Shank with easy to fit quick change groove for Impact Drivers

CAT. NO.	UPC NO.	DESCRIPTION
70PT-11/16	11097	11/16" x 24" Impact Auger Wood Bit
71PT-11/16	11100	11/16" x 30" Impact Auger Wood Bit
70PT-13/16	11098	13/16" x 24" Impact Auger Wood Bit
71PT-13/16	11101	13/16" x 30" Impact Auger Wood Bit
70PT-15/16	11099	15/16" x 24" Impact Auger Wood Bit
71PT-15/16	11102	15/16" x 30" Impact Auger Wood Bit

## Bit Extensions



- Extend bit lengths - Holesaw arbors, spade bits, Nail Eater II® bits, Electrician's bits and Step bits.
- Use for boring deeper in wood.

CAT. NO.	UPC NO.	DESCRIPTION
<b>R</b> 3713GB	50962	Set Screw for 901-12/02706
<b>R</b> 3678GB	50753	Set Screw for 902-18/02707 and 902-24/02708
<b>R</b> 3693GB	50765	Set Screw for 904-5-1/2/34996
<b>R</b> 53892	53892	Set Screw for 904H-12/34980, 904H-18/35356 and 904H-24/35358

CAT. NO.	UPC NO.	LENGTH		HEX SHANK		HOLE DIAMETER		HEAD DIAMETER		WEIGHT	
		INCH	MM	INCH	MM	INCH	MM	INCH	MM	LBS	G
901-12	02706	12	304.8	1/4	6.4	1/4	6.4	9/16	14.3	1.4	636
902-18	02707	18	457.2	5/16	7.9	23/64	9.1	21/32	16.7	2.5	1134
902-24	02708	24	609.6	5/16	7.9	23/64	9.1	21/32	16.7	3.4	1543
904-5-1/2	34996	5-1/2	139.7	7/16	11.1	1/2	12.7	1	25.4	2.1	953
904H-12	34980	12	304.8	7/16	11.1	**		23/32	18.3	2.9	1316
904H-18	35356	18	457.2	7/16	11.1	**		23/32	18.3	4.3	1951
904H-24	35358	24	609.6	7/16	11.1	**		23/32	18.3	5	2268

\*\*For 7/16" Hex or 1/2" Round with 3 Flats, 1/4" Wide

**E-Z Bore Self-Feed Bits**

**NEW PRODUCT**



- Double-end replaceable screw point. Choose the right feed for the material you are drilling. Fine thread for hardwoods, coarse thread for fast, effortless drilling even in soft, gummy woods.
- Tapered backside for easier removal.
- Open design won't clog with wood chips.
- Three milled flats for use in portable electric or pneumatic drills and stationary boring machines.
- Shank size = 7/16"

**E-Z BORE SELF-FEED BITS**

CAT. NO.	UPC NO.	PIPE & CONDUIT SIZE	HOLE DIA.		LENGTH		WEIGHT	
			INCH	MM	INCH	MM	LBS.	KG
149H2-1	01247	1/2"	1"	25.4	5"	127.0	0.3	137
149H2-1-1/8	01250	1/2"	1-1/8"	28.6	5"	127.0	0.3	137
149H2-1-1/4	01249	3/4"	1-1/4"	31.8	5"	127.0	0.3	137
149H2-1-3/8	01252	3/4"	1-3/8"	34.9	5"	127.0	0.4	182
149H2-1-1/2	01248	1"	1-1/2"	38.1	5"	127.0	0.4	182
149H2-1-3/4	01251	1-1/4"	1-3/4"	44.4	5"	127.0	0.5	227
149H2-2	01257	1-1/4"	2"	50.8	5"	127.0	0.6	273
149H2-2-1/8	01260	1-1/2"	2-1/8"	54	5"	127.0	0.7	318
149H2-2-1/4	01258	1-1/2"	2-1/4"	57.2	5"	127.0	0.7	318
149H2-2-9/16	01261	2"	2-9/16"	65.1	5"	127.0	0.8	363
149H2-3	01262	2-1/2"	3"	76.2	5"	127.0	1.1	499
149H2-3-5/8	01263	3"	3-5/8"	92.1	6-1/4"	158.8	2.1	953
149H2-4-5/8	01272	4"	4-5/8"	117.5	6-1/4"	158.8	2.6	1179

**E-Z BORE SELF-FEED BITS**

CAT. NO.	UPC NO.	DESCRIPTION	HEX SHANK SIZE		HOLE DIA.		WEIGHT	
			INCH	MM	INCH	MM	LBS.	KG
904H2-5-1/2	01266	Bit Extension	7/16"	11.1	5-1/2"	140.0	0.3	137

**E-Z BORE SELF-FEED BITS**

CAT. NO.	UPC NO.	DESCRIPTION	SCREW POINT SIZE		HOLE DIA.		WEIGHT	
			INCH	MM	INCH	MM	LBS.	KG
149H2-1/4	01254	Screw Point	1/4"	6.4	2"	50.8	0.1	45
149H2-3/8	01271	Screw Point	3/8"	9.5	2-3/4"	69.9	0.1	45

**E-Z Bore Self-Feed Bits Kit**

**NEW PRODUCT**

149H2KIT  
Contractor Bit Kit



- Complete assortment of the most commonly used E-Z Bore® bits.
- High-impact, rugged plastic carrying case.
- Full complement of accessories conveniently stored.

**E-Z BORE SELF-FEED BIT KIT**

CAT. NO.	UPC NO.	DESCRIPTION	PIPE & CONDUIT SIZE	HOLE DIA.		WEIGHT	
				INCH	MM	LBS.	KG
149H2KIT	01273	Contractor Bit Kit	1/2" to 2"	1" to 2-9/16"	25.4 to 65.1	6.0	2.72
34997	34997	Plastic Case					



# SPADE BITS

## Self-Feeding Spade Bits



34AR6



Bore hardwood, softwood, plywood and drywall.

- Innovative self-feeding design requires less effort and reduces vibration.
- Unique tapered design allows existing hole enlargement.
- 1/4" Quick change hex shank.
- Forged and heat treated for long life.
- For use in 1/4" (6.4 mm) or larger power drills.
- Hole in top center of bit for wire pulling.
- See "Bit Extensions" (page 84) if more length required.
- P.O.P. Packaged.

### SPADE BIT KIT

CAT. NO.	UPC NO.	DESCRIPTION	WEIGHT	
			LBS.	G
34AR-6	03710	Self-Feeding Spade Bit Kit (6PC)	.83	376.48

### 34A SPADE BITS – LENGTH 6-1/4" (158.8 MM)

CAT. NO.	UPC NO.	HOLE DIAMETER		HEX SHANK		WEIGHT		KIT CAT./UPC NO.
		INCH	MM	INCH	MM	LBS.	G	34AR-6/ 03710
34A-3/8	03711	3/8	9.5	1/4	6.4	.09	40.8	1
34A-1/2	03712	1/2	12.7	1/4	6.4	.1	45.3	1
34A-5/8	03713	5/8	15.9	1/4	6.4	.1	45.3	1
34A-3/4	03714	3/4	19.1	1/4	6.4	.1	45.3	1
34A-7/8	03715	7/8	22.2	1/4	6.4	.12	54.4	1
34A-1	03716	1	25.4	1/4	6.4	.12	54.4	1

**Spade Bits**



**SPECIFICATIONS**

**Length** 33A Spade Bit - 6-1/4" (158.8 mm)  
33L Spade Bit - 16" (406.4 mm)



Bore hardwood, softwood, plywood and drywall.

- Forged and heat treated for long life.
- For use in 1/4" (6.4 mm) or larger power drills.
- Hole in top center of bit for wire pulling.
- See "Bit Extensions" (page 84) if more length required.
- P.O.P. Packaged.

CAT. NO.	UPC NO.	DESCRIPTION	WEIGHT	
			LBS.	G
33AR-6	20364	Spade Bit Kit (see chart)	0.6	272

**33A SPADE BITS – LENGTH 6-1/4" (158.8 MM)**

CAT. NO.	UPC NO.	HOLE DIAMETER		HEX SHANK		WEIGHT		KIT CAT./UPC NO. 33AR-6/ 20364
		INCH	MM	INCH	MM	LBS	G	
33A-1/4	20344	1/4	6.4	1/4	6.4	.05	23.0	
33A-3/8	20346	3/8	9.5	1/4	6.4	.09	40.8	1
33A-1/2	20348	1/2	12.7	1/4	6.4	.1	45.3	1
33A-5/8	20350	5/8	15.9	1/4	6.4	.1	45.3	1
33A-3/4	20352	3/4	19.1	1/4	6.4	.1	45.3	1
33A-7/8	20354	7/8	22.2	1/4	6.4	.12	54.4	1
33A-1	20357	1	25.4	1/4	6.4	.12	54.4	1
33A-1-1/8	20358	1-1/8	28.6	1/4	6.4	.15	68.0	
33A-1-1/4	20359	1-1/4	31.8	1/4	6.4	.15	68.0	
33A-1-3/8	20360	1-3/8	34.9	1/4	6.4	.16	72.6	
33A-1-1/2	20361	1-1/2	38.1	1/4	6.4	.16	72.6	

**33L SPADE BITS – LENGTH 16" (406.4 MM)**

CAT. NO.	UPC NO.	HOLE DIAMETER		HEX SHANK		WEIGHT	
		INCH	MM	INCH	MM	LBS	G
33L-1/4	31535	1/4	6.4	1/4	6.4	.22	99
33L-3/8	31536	3/8	9.5	1/4	6.4	.32	145
33L-1/2	31537	1/2	12.7	1/4	6.4	.33	150
33L-5/8	31539	5/8	15.9	1/4	6.4	.4	181
33L-3/4	31540	3/4	19.1	1/4	6.4	.4	181
33L-7/8	31541	7/8	22.2	1/4	6.4	.55	250
33L-1	31542	1	25.4	1/4	6.4	.33	150
33L-1-1/8	31543	1-1/8	28.6	1/4	6.4	.58	263
33L-1-1/4	31544	1-1/4	31.8	1/4	6.4	.56	254
33L-1-1/2	31545	1-1/2	38.1	1/4	6.4	.6	272

# D'VERSIBITS & ACCESSORIES

## D'VersiBIT® System



### A new twist to an old problem.

These flexible steel drill bits are the right tools for installing wire or cable inside existing walls.

### It bends to meet your needs!

Fishing wire or cable through existing walls used to be frustrating and time-consuming, but the D'VersiBIT has made it as simple as bowing the spring steel shaft in the direction you want to drill and turning on the power. Proven in the field to deliver accurate and professional results in many applications. Bits range from 3/16" to 1" (4.8 to 25.4 mm) in diameter and in shaft length from 12" to 72" (304.8 to 1828.8 mm).

The D'VersiBIT® System makes it possible to easily accomplish even complex installations. This patented system attaches a quality drill bit to a long flexible spring steel shaft.

When used with the Placement Tool, this flexibility makes it possible to easily manipulate the bit within walls. After drilling, attach a D'VersiGRIP to the hole in the drill and pull wire or cable back through the wall.



### Type M, Masonry



- For drilling in masonry walls and through plaster.
- Recommended for use with Abrasion Shield to reduce friction and abrasion as the shaft turns against masonry.

### Type HS, Wood



- Designed for aggressive cutting in all types of wood.
- Made from high-speed steel to ensure long life.
- Replaces Bellhanger bits on 12", 18" and 24" lengths.

BIT DIAMETER INCH (MM) COLOR CODE	SHAFT LENGTH		SHAFT DIAMETER		TYPE M MASONRY		TYPE HS HIGH SPEED STEEL	
	INCH	MM	INCH	MM	CAT. NO.	UPC NO.	CAT. NO.	UPC NO.
1/4" (6.4 mm) Blue	12	304.8	3/16	4.8	—	—	1412D	39913
	18	457.2	3/16	4.8	—	—	1418D	38744
	24	609.6	3/16	4.8	—	—	1424D	38745
	36	914.4	3/16	4.8	—	—	1436D	38746
3/8" (9.5 mm) Black	12	304.8	3/16	4.8	—	—	3812D	39914
	24	609.6	3/16	4.8	—	—	3824D	38750
	36	914.4	3/16	4.8	—	—	3836D	38751
	54	1371.6	3/16	4.8	06-03-54M	38668	3858D	38752
1/2" (12.7 mm) Green	72	1828.8	3/16	4.8	—	—	3872D	38753
	36	914.4	3/16	4.8	—	—	1236D	38756
	54	1371.6	3/16	4.8	—	—	1258D	38757
	72	1828.8	3/16	4.8	—	—	1272D	38758
	54	1371.6	1/4	6.4	08-04-54M	38678		

**D'VersiBIT® System**



**Type A, Auger**



- Wood-type auger bit with screw point.
- Pulls itself through wood, avoids walking or skidding.
- Excellent for drilling in soft woods or through thin sections.
- Slow back-taper allows for easy retrieval.

**Type B, Combination with Screw Point**



- For aggressive chip removal in many types of woods.
- Screw point for easy starting and pulling through wood.
- With screw point removed, this bit can be ground to function like a standard combination bit.

**Type C, Combination**



- For drilling in tough woods and thick obstacles.
- Drilling speed relative to pressure applied.
- Chips can be brought easily out of the hole.

BIT DIAMETER INCH (MM) COLOR CODE	SHAFT LENGTH		SHAFT DIAMETER		TYPE A AUGER		TYPE B COMBINATION WITH SCREW POINT		TYPE C COMBINATION	
	INCH	MM	INCH	MM	CAT. NO.	UPC NO.	CAT. NO.	UPC NO.	CAT. NO.	UPC NO.
1/4" (6.4 mm) Blue	36	914.4	5/32	4.0	—	—	—	—	04-03-36C	38112
	54	1371.6	5/32	4.0	—	—	—	—	04-03-54C	38113
	72	1828.8	5/32	4.0	—	—	—	—	04-03-72C	38114
3/8" (9.5 mm) Black	36	914.4	3/16	4.8	06-03-36A	38067	06-03-36B	38092	06-03-36C	38117
	54	1371.6	3/16	4.8	06-03-54A	38068	06-03-54B	38093	06-03-54C	38118
	72	1828.8	3/16	4.8	06-03-72A	38069	06-03-72B	38094	06-03-72C	38119
1/2" (12.7 mm) Green	36	914.4	3/16	4.8	08-03-36A	38072	08-03-36B	38097	08-03-36C	38122
	54	1371.6	3/16	4.8	08-03-54A	38073	08-03-54B	38098	08-03-54C	38123
	72	1828.8	3/16	4.8	08-03-72A	38074	08-03-72B	38099	08-03-72C	38124
9/16" (14.3 mm) Orange	36	914.4	3/16	4.8	09-03-36A	38077	09-03-36B	38102	—	—
	54	1371.6	3/16	4.8	09-03-54A	38078	09-03-54B	38103	09-03-54C	38128
	72	1828.8	3/16	4.8	09-03-72A	38079	09-03-72B	38104	09-03-72C	38129
3/4" (19.1 mm) Red	36	914.4	1/4	6.4	12-04-36A	38082	—	—	—	—
	54	1371.6	1/4	6.4	12-04-54A	38083	—	—	12-04-54C	38133
	72	1828.8	1/4	6.4	12-04-72A	38084	—	—	12-04-72C	38134
1" (25.4 mm) White	36	914.4	1/4	6.4	16-04-36A	38087	—	—	—	—
	54	1371.6	1/4	6.4	16-04-54A	38088	—	—	—	—
	72	1828.8	1/4	6.4	16-04-72A	38089	—	—	—	—

**D'VersiBIT® Starter Kit**



- All the tools to complete a typical wiring job.
- Includes 09-03-54B bit, 712P placement tool and 150 pulling grip.

CAT. NO.	UPC NO.	DESCRIPTION
DBITKIT	01630	D'VersiBIT® Kit with 9/16" Bit, Placement Tool and Grip for Pulling 1/2" OD Wire

## Quick Change D'VersiBIT® System Kit

**NEW  
PRODUCT**



- All the same great features as a traditional flexible drill bit, but with even more flexibility and versatility.
- Simplifies the frustrating and time-consuming process of installing wire or cable inside existing walls.
- For use when drilling between studs and joists.
- Can use with any type of bit with a 1/4" quick change hex on it, such as spade bits, auger bits or drill bits for increased application flexibility.
- Replace only the bit as it wears rather than the entire bit and shaft for lower overall cost of ownership.
- Quickly and easily switch from drilling to pulling with the quick change pulling grip. No more fiddling with hooking a pulling grip to the bit.

### SPECIFICATIONS

	Dimensions	Weight
<b>941</b>	1.2 x 8.5 x 40.7" (30.5 x 215.9 x 1033.8mm)	1.67 lbs (.76kg)
<b>941-18</b>	.85 x 2.75 x 21.75" (21.6 x 69.9 x 5552.4mm)	0.6 lbs (.27kg)
<b>941-36</b>	.85 x 2.75 x 39.75" (21.6 x 69.9 x 1009.6mm)	0.73 lbs (.33kg)
<b>60A-3/4</b>	1.25 x 3.75 x 8.25" (31.7 x 95.2 x 209.5mm)	0.34 lbs (.15kg)
<b>60C-3/4</b>	1.06 x 3.75 x 8.25" (26.9 x 95.2 x 209.5mm)	0.34 lbs (.15kg)
<b>125Q</b>	9.3 x 3.6 x 1.2" (236 x 91 x 30.5mm)	0.04 lbs (.02kg)
<b>150Q</b>	1 x 3.25 x 12" (25.4 x 82.5 x 304.8mm)	0.12 lbs (.05kg)
<b>168Q</b>	12 X 3.6 X 1.2" (304 x 91 x 30.5mm)	0.06 lbs (.03kg)
<b>712P</b>	.8 x 8 x 9.8" (20.3 x 203.2 x 248.9mm)	0.43 lbs (.19kg)
<b>921</b>	.5 x 4 x 39.25" (12.7 x 127 x 996.9mm)	1.15 lbs (.52kg)
<b>921-12</b>	.5 x 4 x 15" (12.7 x 101.6 x 381mm)	0.31 lbs (.14kg)
<b>921-18</b>	2.25 x 5 x 21.5" (57.1 x 127 x 539.7mm)	0.68 lbs (.31kg)
<b>921-24</b>	.5 x 4 x 22.5" (12.7 x 101.6 x 571.5mm)	1.07 lbs (.48kg)
<b>921-36</b>	2.25 x 5 x 39.5" (57.1 x 127 x 1003.3mm)	0.74 lbs (.33kg)
<b>60A-5/8</b>	1.25 x 3.75 x 8.25" (31.7 x 95.2 x 209.5mm)	0.31 lbs (.14kg)
<b>60A-7/8</b>	1.28 x 3.75 x 8.25" (32.5 x 95.2 x 209.5mm)	0.36 lbs (.16kg)
<b>60A-1</b>	1.3 x 3.75 x 8.25" (33 x 95.2 x 209.5mm)	0.38 lbs (.17kg)

CAT. NO.	UPC NO.	DESCRIPTION
941	31388	D'Versibit, Quick Change, Starter Kit
941-18	31390	D'Versibit, Extension 1/4 x 18 (POP)
941-36	31389	D'Versibit, Extension 1/4 x 36 (POP)
60A-3/4	12417	Bit, Auger, Quick Change 3/4A (POP)
60C-3/4	31391	Bit, Auger, Quick Change 3/4C (POP)
125Q	12791	Grip, Quick Change 3/8 x 1/4 (POP)
150Q	12792	Grip, Quick Change 1/2 x 1/4 (POP)
168Q	12793	Grip, Quick Change 3/4 x 1/4 (POP)
712P	38350	Tool, Placement (Pkg'd - All Bits)
921	12411	Quick Change Extension System Kit (POP)
921-12	12412	Extension, Quick Change 3/16 x 12 (POP)
921-18	12413	Extension, Quick Change 3/16 x 18 (POP)
921-24	12414	Extension, Quick Change 3/16 x 24 (POP)
921-36	12415	Extension, Quick Change 3/16 x 36 (POP)
60A-5/8	12416	Bit, Auger, Quick Change 60A - 5/8 (POP)
60A-7/8	12418	Bit, Auger, Quick Change 60A - 7/8 (POP)
60A-1	10538	Bit, Auger, Quick Change (1A) (POP)

## Quick Connect Extensions



- Flexible shaft allows easy access to difficult and tight areas
- Convenient 1/4" quick connect receiver accepts most standard quick change accessories.
- Multiple extensions can be easily joined to create the perfect length for any job.
- Capacity: Any 1/4" quick change accessory 3/4" diameter and under.

CAT. NO.	UPC NO.	DESCRIPTION
921-12	12412	Extension, Quick Change 3/16x12
921-18	12413	Extension, Quick Change 3/16x18
921-24	12414	Extension, Quick Change 3/16x24
921-36	12415	Extension, Quick Change 3/16x36
125Q	12791	Grip, Quick Change 3/8x1/4
150Q	12792	Grip, Quick Change 1/2x1/4
168Q	12793	Grip, Quick Change 3/4x1/4
60A-3/4	12417	Bit, Auger, Quick Change 3/4A
921	12411	Quick Change Extension System Kit



### SPECIFICATIONS

EXTENSION	SHAFT LENGTH		SHAFT DIA.		WEIGHT		KIT CAT/UPC NO.
	INCH	MM	INCH	MM	LBS.	G	
921-12	12	304.8	3/16	4.8	0.2	90.72	
921-18	18	457.2	3/16	4.8	0.25	113.4	1
921-24	24	609.6	3/16	4.8	0.3	136.08	
921-36	36	914.4	3/16	4.8	0.4	181.44	1

GRIP	CAPACITY	WEIGHT		KIT CAT/UPC NO.
		LBS.	G	
125Q	100lbs	0.04	18.144	
150Q	100lbs	0.05	22.68	1
168Q	100lbs	0.06	27.216	

GRIP	CAPACITY	HEX SHANK		WEIGHT		KIT CAT/UPC NO.
		INCH	MM	LBS.	G	
60A-3/4	3/4	1/4	19.1	0.6	272.16	1



60A-3/4



## Extensions



### SPECIFICATIONS

**Size** 3XT 36, 3XT 54, 3XT 72 - connecting end diameter 7/16" (11.1 mm)  
4XT 36, 4XT 54, 4XT 72 - connecting end diameter 5/8" (15.9 mm)

- Sizes for 3/16" (4.8 mm) and 1/4" (6.4 mm) diameter shafts.
- Connect to chuck end of D'VersiBIT® shaft to increase the length of the bit.

CAT. NO.	UPC NO.	USE WITH	
		SHAFT DIA.	LENGTH
3XT 36	38685	3/16" (4.8 mm)	36" (914.4 mm)
3XT 54	38686	3/16" (4.8 mm)	54" (1371.6 mm)
3XT 72	38687	3/16" (4.8 mm)	72" (1828.8 mm)
4XT 36	38688	1/4" (6.4 mm)	36" (914.4 mm)
4XT 54	38689	1/4" (6.4 mm)	54" (1371.6 mm)
4XT 72	38690	1/4" (6.4 mm)	72" (1828.8 mm)

CAT. NO.	UPC NO.	DESCRIPTION
<b>R</b> 54333	54333	Screws for 3XT
<b>R</b> 50753	50753	Screws for 4XT

## Placement Tool



- Allows placement of the drill bit at any point within the wall.
- Helpful in judging where the bit will be during drilling to avoid accidentally drilling through the wall.
- Useful for vertical and horizontal placements.

### SPECIFICATIONS

**Function** Use to position all bit and shaft sizes.

CAT. NO.	UPC NO.	DESCRIPTION
712P	38350	D'VersiBIT® Placement Tool

## Wire and Cable Pulling Grips



- Grip can attach to standard D'Versibit® or to any standard 1/4" Quick Connect adapter.
- Swivel design reduces twisting.
- Mesh design holds wire or cable during pull.
- Capacity: 100 lbs. pulling force.

### SPECIFICATIONS

**Function** For pulling wire, cable or fish tape through walls.  
**Pulling Strength** 100 lbs.

CAT. NO.	UPC NO.	DESCRIPTION
125Q	12791	Quick Change Grip for Pulling Single Wire with 3/8" to 1/2" (9.5 mm to 12.7 mm).
150Q	12792	Quick Change Grip for Pulling 1/2" (12.7 mm) OD Wire with 1/2" to 9/16" (12.7 to 14.3 mm).
168Q	12793	Quick Change Grip for Pulling 3/4" (19.1 mm) OD Wire with 3/4" to 1" (19.1 to 25.4 mm).

## Abrasion Shield



### SPECIFICATIONS

**Function** Protects shaft and hand while drilling with any size or type D'VersiBIT®.  
**Length** 48" (1219.2 mm)

- Tube fits both shaft sizes.
- Prevents insulation from wrapping around bit shaft.
- Protects shaft of masonry bits as they turn against masonry walls.
- Protects hand holding shaft during drilling.

CAT. NO.	UPC NO.	DESCRIPTION
606AS	38696	Abrasion Shield

# STEEL HOLE CUTTERS

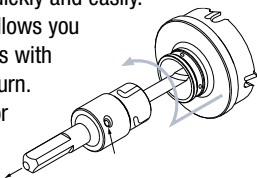
## Quick Change Stainless Steel Hole Cutters

**NEW  
PRODUCT**

660



- Cuts stainless steel quickly and easily.
- Quick Change arbor allows you to change cutter heads with a simple push and a turn. Use the same arbor for different size cutting heads.
- Removable cutter heads available in sizes from 5/8" through 3".
- Flange stop prevents over-drilling.
- Ejector spring on all sizes above 3/4" makes removal of slug easier.
- Replaceable, cobalt-steel pilot drill with split-point tip to prevent walking.
- Precision carbide teeth for optimum performance and durability.
- Minimum chuck size of 3/8"
- Precision engineered and manufactured... no annoying chattering and squealing while cutting.
- Improved carbide quality for more durability and longer life.



### INDIVIDUAL CARBIDE-TIPPED HOLE CUTTERS

CAT. NO.	UPC NO.	SIZE		CONDUIT		MIN. CHUCK SIZE		KIT CAT. NO. 660/ UPC NO. 05766	KIT CAT. NO. 655/ UPC NO. 05820
		INCH	MM	SIZE	PG ISO	INCH	MM		
645-5/8	05691	5/8	15.8			3/8	9.5		
645-11/16	05692	11/16	17.5			3/8	9.5		
645-3/4	05693	3/4	19.0			11	3/8 9.5		
645-13/16	05694	13/16	20.6			13 20	3/8 9.5		
645-7/8	05695	7/8	22.2	1/2"		3/8	9.5	✓	✓
645-1	05696	1	25.4			25	3/8 9.5		
645-1-1/16	05957	1-1/16	27.0				3/8 9.5		
645-1-1/8	05697	1-1/8	28.6	3/4"	21	3/8	9.5	✓	✓
645-1-7/32	05698	1-7/32	31.0				3/8 9.5		
645-1-1/4	05699	1-1/4	31.8				3/8 9.5		
645-1-5/16	05958	1-5/16	33.3			32	3/8 9.5		
645-1-3/8	05700	1-3/8	34.9	1"			3/8 9.5	✓	✓
645-1-7/16	05959	1-7/16	36.5			27	3/8 9.5		
645-1-1/2	05701	1-1/2	38.1				3/8 9.5		
645-1-3/4	05702	1-3/4	44.4	1-1/4"			3/8 9.5	✓	
645-2	05703	2	50.8	1-1/2"	50	3/8	9.5	✓	
645-2-1/8	05960	2-1/8	54.0			42	3/8 9.5		
645-2-1/4	05704	2-1/4	57.2			48	3/8 9.5		
645-2-3/8	05961	2-3/8	60.3				3/8 9.5		
645-2-1/2	05705	2-1/2	63.5	2"	63	3/8	9.5		
645-2-5/8	05706	2-5/8	66.7				3/8 9.5		
645-3	05707	3	76.2				3/8 9.5		

### ARBORS AND PILOT DRILLS

CAT. NO.	UPC NO.	DESCRIPTION	Kit Cat. no. 660/ UPC No. 05766	Kit Cat. no. 655/ UPC No. 05820
645-011	05752	Quick Change Arbor for sizes 5/8" through 2-1/4", 3/8" shank	✓	✓
645-022	05753	Quick Change Arbor for sizes 2-3/8" through 3", 1/2" shank		
645-001	05761	Pilot Drill for sizes 5/8" through 2-1/4"	✓	✓
645-002	05762	Pilot Drill for sizes 2-3/8" through 3"		
55225	55225	Ejector Spring		

### KITS

CAT. NO.	UPC NO.	DESCRIPTION
660	05766	7/8", 1-1/8", 1-3/8", 1-3/4", 2" Cutter Heads; Arbor, Hex Key and Case
655	05820	7/8", 1-1/8", 1-3/8" Cutter Heads; Arbor, Hex Key and Case
03581	03581	3 mm Hex Key
54274	54274	Set Screw
55225	55225	1/2" Ejector Spring

**R  
R  
R**

NOTE: TO EXTEND THE LIFE OF YOUR TOOL, SEE CUTTING/THREADING OIL ON PAGE 139.



**N** = NEW PRODUCT

**R** = REPLACEMENT PART

**A** = ACCESSORY

**B** = BARE TOOL



# Carbide-Tipped Hole Cutters

**NEW PRODUCT**



- Multiple tungsten carbide tips for long life and smooth cutting.
- Cut fast, accurate, high quality holes in stainless steel, copper, aluminum, steel.
- Flange stop prevents over-drilling.
- Replaceable cobalt steel pilot drill, with split-point tip design, to improve performance and resist walking; eliminates need for "center punch."

### KIT

CAT. NO.	UPC NO.	DESCRIPTION
635	03599	7/8", 1-1/8", 1-3/8" Cutterheads; Pilot Drill, Hex Key and Case Weight 1.2 lbs. (.54 kg)

### SPECIFICATIONS

Maximum Cutting Depth 8 ga. (4 mm)

### REPLACEMENT PILOT DRILLS

CUTTER SIZE RANGE		PILOT DRILL		HEX SET SCREW		WEIGHT	
INCH	MM	CAT. NO.	UPC NO.	SIZE	CAT./UPC NO.	LBS.	G
3/4-2	19.0-50.8	625-001	398720	3 mm	54274	.19	86
2-1/2	63.5	625-002	38390	4 mm	54295	.28	127

◇ Point of Purchase Package

### CARBIDE-TIPPED HOLE CUTTERS

CAT. NO.	UPC NO.	SIZE		CONDUIT			MIN. CHUCK SIZE		WEIGHT		KIT CAT. NO. 635/UPC NO. 03599
		INCH	MM	SIZE	PG	ISO	INCH	MM	LBS	G	
625-3/4	38324	3/4	19.0		11		1/4	6.4	.02	9	
625-13/16	38325	13/16	20.6		13	20	1/4	6.4	.02	9	
625-7/8	38326	7/8	22.2	1/2"	16		1/4	6.4	.33	150	✓
625-1	38327	1	25.4			25	3/8	9.5	.02	9	
625-1-1/8	38328	1-1/8	28.6	3/4"	21		3/8	9.5	.43	195	✓
625-1-7/32	38329	1-7/32	30.5				3/8	9.5	.44	200	
625-1-1/4	38330	1-1/4	31.7				3/8	9.5	.33	150	
625-1-3/8	38331	1-3/8	35.0	1"			3/8	9.5	.47	213	✓
625-1-1/2	38332	1-1/2	38.1				3/8	9.5	.37	168	
625-1-3/4	38333	1-3/4	44.4	1-1/4"			3/8	9.5	.40	182	
625-2	38334	2	50.8	1-1/2"		50	3/8	9.5	.50	227	
625-2-1/2	38336	2-1/2	63.5	2"			1/2	12.7	.67	304	

## Ultra Cutters



- Lasts 10 times longer than standard hole saws.
- Precision-ground teeth cut smooth, burr-free holes with ease.
- 1/4" (6.35 mm) capacity.
- Durability and speed provide low cost per hole.
- Split-point pilot drill prevents "walking" – makes accurate hole placement easy.
- Spring-loaded slug ejector saves time.
- No tool required to change cutter sizes.
- Less chance of broken teeth because the saw body is machined out of solid, high-speed steel.

### KIT





CAT. NO.	UPC NO.	DESCRIPTION
930	10214	Ultra Cutter Kit: Includes 7/8" to 2-1/2" Cutters, two Small Arbors for extended assembly to 7/8" and 1-1/8" Cutters, Large Arbor, Hex Wrench and Case. For conduit sizes 1/2" through 2".



### ULTRA CUTTERS

CAT. NO.	UPC NO.	ACTUAL HOLE SIZE		HOLE DIAMETER			
		IN.	MM	CONDUIT	PG	ISO	COPPER PIPE
925-7/8	10157	7/8	22.5	1/2"	Pg-16		5/8"
925-1-1/8	10158	1-1/8	28.6	3/4"	Pg-21		
925-1-7/32	01643	1-7/32	30.5				
925-1-5/16	04823	5/16	33.3				
925-1-3/8	10159	3/8	35.0	1"			
925-1-3/4	10160	1-3/4	44.4	1-1/4"			1-1/2"
925-2	10161	2	50.8	1-1/2"		ISO-50	
925-2-1/2	10162	2-1/2	63.5			ISO-63	2"

### ARBORS AND PILOT DRILLS

CAT. NO.	UPC NO.	DESCRIPTION
 925-011	10163	Small Arbor with Pilot Drill for 7/8" to 1-7/32" Size Cutter
 925-022	10185	Large Arbor with Pilot Drill for 1-3/8" to 2-1/2" Size Cutter
 925-001	10186	Small Pilot Drill
 925-002	10211	Large Pilot Drill



NOTE: TO EXTEND THE LIFE OF YOUR TOOL, SEE CUTTING/THREADING OIL ON PAGE 139.

### RECOMMENDED CUTTING SPEEDS

CUTTER SIZE	RPM	AVERAGE*	AVERAGE*	average*
		CUTTING TIME	NUMBER	COST/HOLE
HOLE SAW TYPE		(SEC/HOLE)	OF HOLES	(\$)
7/8" (22.5 mm)	350	25	50	0.10
1-1/8" (28.6 mm)	270	10	500	0.10
1-3/8" (35.0 mm)	220	10	500	0.20
1-3/4" (44.4 mm)	175			
2" (50.8 mm)	150			
2-1/2" (63.5 mm)	120			

## Quick Change Hole Saw Kit



### Quick Change Arbor Features:

- New arbor allows for rapid mounting or removal of hole saws.
- Faster, easier slug removal.
- Drill pilot hole without saw:
  1. Eliminates the "bite" when saw crashes into the steel.
  2. Provides better ergonomics - reduces stress on wrist, arm and hand.
  3. Eliminates obstructed view from hole saw.
- Only one arbor required from 7/8" to 6" (7/16" shank recommended for hole saws above 2-1/2").
- Works with recessed light and carbide grit hole saw products as well.
- Adapters re-usable to minimize costs.
- Universal - works with any brand hole saw.

Kit contains Bi-metal hole saws for 1/2" through 2" conduit sizes.

See page 122 for details.

### SPECIFICATIONS

<b>Shank</b>	Available for 3/8" and heavy duty 1/2" chuck sizes
<b>Arbor length</b>	5-1/2" with pilot drill
<b>Arbor weight</b>	0.5 lbs (227 g)
<b>Arbor operation</b>	Push collar to lock on saw; pull to release saw
<b>Arbor pilot drill</b>	37623, 4-1/8" x 1/4" (104.8 mm x 6.4 mm)

CAT. NO.	UPC NO.	DESCRIPTION
8300	02806	Quick Change Hole Saw Kit for 1/2" through 2" Conduit Sizes
<b>R</b> 02800	02800	5/16" Arbor, Minimum Chuck Size 3/8"
<b>R</b> 02801	02801	7/16" Arbor, Minimum Chuck Size 1/2"
<b>R</b> 02802	02802	Retrofit Kit - upgrade 3 Hole Saws up to 1-9/16" to Quick Change
<b>R</b> 02803	02803	Small Adapters for 9/16" to 1-9/16" Saws Qty. 10
<b>R</b> 02804	02804	Large Adapters for 1-5/8" to 6" Saws Qty. 3
<b>R</b> 02805	02805	Bushings for 1-1/4" to 1-9/16" Saws Qty. 5
<b>R</b> 826S	12787	Hole saw stops

## Deburring Tool



- Cleans burrs from both sides of the hole in seconds, saving time and labor.
- Works with any hole size or shape 3/4" or larger.
- Use with existing drills, battery or electric-powered.
- Ensures safety, less chance of personnel or equipment being cut on sharp edges.
- Patent pending.

### SPECIFICATIONS

<b>Material thickness</b>	Deburs up to 10 gauge
<b>Material type</b>	Mild and stainless steel, copper, brass, aluminum
<b>Shank</b>	Minimum chuck size 3/8"
<b>Cutter size</b>	13/16" diameter
<b>Operation</b>	Run tool clockwise to deburr, counterclockwise to clear chips

**NOTE: TO EXTEND THE LIFE OF YOUR TOOL, SEE CUTTING/THREADING OIL ON PAGE 139.**

CAT. NO.	UPC NO.	DESCRIPTION
11170	11170	Deburring Tool
<b>R</b> 11180	11180	Cutter 3-pack

# HOLE SAWS

## Bi-Metal Hole Saws



- Cut through steel, tin, aluminum, fiberglass, wood and plastic.
- Deep 1-5/8" (41.3 mm) cutting depth allows for cutting through 2" x 4" wood studs.
- Extra-tough bi-metal blade – we use the highest grade of tool steel to outlast competitor's blades. That beats premature saw replacement and saves you money.
- Steam oxide finish – no paint to gum up and slow cutting. The saw runs cooler for longer life and better performance.
- Extra-thick backplate minimizes vibration for smoother, easier, less tiring cutting.
- Made in USA

CAT. NO.	UPC NO.	ACTUAL HOLE SIZE		HOLE DIA.			COPPER PIPE SIZE	USE WITH QUICK CHANGE	USE WITH STD.	WEIGHT	
		INCH	MM	CONDUIT	PG	ISO		ARBOR NO.	ARBOR NO.	LBS.	G
825-9/16	19131	9/16	14.3				1/8"	02800*	37157, 37155, or 38522	.1	46
825-5/8	19132	5/8	15.9		Pg-9		1/4"			.1	46
825-11/16	19133	11/16	17.5			ISO-16	3/8"			.1	46
825-3/4	19134	3/4	19.0		Pg-11		1/2"			.1	46
825-13/16	19135	13/16	20.6		Pg-13	ISO-20	1/2"			.1	46
825-7/8	19136	7/8	22.2	1/2"	Pg-16		5/8"			.1	46
825-15/16	19137	15/16	23.8							.1	46
825-1	19138	1	25.4			ISO-25	3/4"			.1	46
825-1-1/16	19140	1-1/16	27.0							.1	46
825-1-1/8	19141	1-1/8	28.6	3/4"	Pg-21		3/4"			.1	46
825-1-3/16	19143	1-3/16	30.2					.2	91		
825-1-1/4	19144	1-1/4	31.7				1"	.2	91		
825-1-5/16	19145	1-5/16	33.3			ISO-32		.2	91		
825-1-3/8	19146	1-3/8	35.0	1"				.1	46		
825-1-7/16	19147	1-7/16	36.5		Pg-29			.2	91		
825-1-1/2	19148	1-1/2	38.1				1-1/4"	.2	91		
825-1-9/16	19149	1-9/16	39.7					.2	91		
825-1-5/8	19150	1-5/8	41.3			ISO-40		.2	91		
825-1-11/16	19151	1-11/16	42.9					.3	137		
825-1-3/4	19152	1-3/4	44.4	1-1/4"			1-1/2"	.2	91		
825-1-13/16	19153	1-13/16	46.0					.2	91		
825-1-7/8	19154	1-7/8	47.6		Pg-36			.3	137		
825-2	19155	2	50.8	1-1/2"		ISO-50		.2	91		
825-2-1/16	19157	2-1/16	52.4					.3	137		
825-2-1/8	19158	2-1/8	54.0		Pg-42			.3	137		
825-2-1/4	19159	2-1/4	57.2				2"	.3	137		
825-2-5/16	19160	2-5/16	58.7					.5	227		
825-2-3/8	19161	2-3/8	60.3		Pg-48		2"	.3	137		
825-2-1/2	19162	2-1/2	63.5	2"		ISO-63	2"	.3	137		
825-2-9/16	19163	2-9/16	65.0					.4	182		
825-2-5/8	19164	2-5/8	66.7					.4	182		
825-2-3/4	19165	2-3/4	69.8					.4	182		
825-2-7/8	19166	2-7/8	73.0					.4	182		
825-3	19167	3	76.2	2-1/2"			2-1/2"	.5	227		
825-3-1/8	19168	3-1/8	79.4					.5	227		
825-3-1/4	19169	3-1/4	82.5					.6	273		
825-3-3/8	19170	3-3/8	85.7					.6	273		
825-3-1/2	19171	3-1/2	88.9					.6	273		
825-3-5/8	19172	3-5/8	92.1	3"				.6	273		
825-3-3/4	19174	3-3/4	95.2					.7	318		
825-3-7/8	19175	3-7/8	98.4				3-1/2"	.7	318		
825-4	19176	4	101.6					.7	318		
825-4-1/8	19177	4-1/8	104.8	3-1/2"			3-1/2"	.8	363		
825-4-1/4	19178	4-1/4	108.0				4"	.8	363		
825-4-3/8	19179	4-3/8	111.1					.8	363		
825-4-1/2	19180	4-1/2	114.3	4"				9	409		
825-4-3/4	19181	4-3/4	120.6					1.1	499		
825-5	19182	5	127.0					1.2	545		
825-5-1/2	19183	5-1/2	139.7				5"	1.2	545		
825-6	19184	6	152.4					1.4	636		
825-68	36169	68	68.0					.4	182		
825-74	36170	74	70.0					.5	227		

\*See page 121 for Quick Change adapter information.

## Carbide-Grit Hole Saws



- Long-lasting tungsten carbide-grit delivers extremely clean, smooth cuts through tile, cement board, and other abrasive materials. Perfect for cutting holes in Quazite® enclosure or hardy board siding for 3-0 box installation.
- Rugged construction for enduring performance.
- Use with Arbors listed on page 124.

### CARBIDE GRIT HOLE SAWS

CAT. NO.	UPC NO.	ACTUAL HOLE SIZE		HOLE DIAMETER		
		IN.	MM	CONDUIT	PG	ISO
725-7/8	10072	7/8	22.2	1/2"	16	
725-1-1/8	10073	1-1/8	28.6	3/4"	21	
725-1-3/8	10075	1-3/8	35.0	1"		
725-1-1/2	10076	1-1/2	38.1			
725-1-3/4	10077	1-3/4	44.4	1-1/4"		
725-2	10078	2	50.8	1-1/2"		50
725-2-1/8	10079	2-1/8	54.0			
725-2-1/2	10080	2-1/2	63.5	2"		63
725-3-5/8	10081	3-5/8	92.1	3"		
725-4-1/8	10687	4-1/8	104.8	3-1/2"		
725-4-1/2	01879	4-1/2	114.3	4"		








### PILOT DRILL



CAT. NO.	UPC NO.	DESCRIPTION
725-001	10082	1/4" Carbide Tipped Pilot Drill

\* Quazite is a registered trademark of Strongwell Corporation.

## Arbors with Replacement High-Speed Steel Pilot Drill Bits

- The best arbor in the industry ensures a solid connection without any gaps or wobbling.
- Arbors include replaceable, high-speed steel pilot drill.
- Pilot drills have unique split-point tip design.
- Use with Greenlee bimetal hole saws, recessed light hole saws and carbide-grit hole saws (carbide-tipped pilot drill sold separately).
- Can be used with Greenlee #901 or #904 bit extensions.

ARBORS							
CAT./UPC NO.							
Standard Pack	N/A	37157	38522	37155	N/A	37154	37156
Point of Purchase Pack	02800	38507	38524	38505	02801	38504	38506
Bulk Pack	N/A	37157B/37630	38522B/38529	37155B/37628	N/A	37154B/37903	37156B/37626
Shank	Hex	Hex	Hex	Hex	Hex	Hex	Hex
Shank Size	5/16" (7.9 mm)	1/4" (6.4 mm)	5/16" (7.9 mm)	7/16" (11.1 mm)	7/16" (11.1 mm)	5/16" (7.9 mm)	7/16" (11.1 mm)
Min. Chuck Size	3/8" (9.5 mm)	1/4" (6.4 mm)	3/8" (9.5 mm)	1/2" (12.7 mm)	1/2" (12.7 mm)	3/8" (9.5 mm)	1/2" (12.7 mm)
Locking Collar*	No	No	No	No	No	Yes	Yes
Use With	9/16" - 2" (14.3 - 50.8 mm)	9/16" - 1-3/16" (14.3 - 30.2 mm) Hole Saws	9/16" - 1-3/16" (14.3 - 30.2 mm) Hole Saws	9/16" - 1-3/16" (14.3 - 30.2 mm) Hole Saws	9/16"-6" (14.3 - 152.4mm)	1-1/4" - 2" (31.8 - 50.8 mm) Hole Saws	1-1/4" - 6" (31.8 - 152.4 mm) Hole Saws and all Greenlee Recessed Light Hole Saws
Weight	0.5 lbs (227 g)	2 lbs (91 g)	.2 lbs (91 g)	.2 lbs (91 g)	0.5 lbs (227 g)	.5 lbs (227 g)	.5 lbs (227 g)

ARBORS			
CAT./UPC NO.			
Standard Pack	37623	38526	
Qty: 6 per pack			
POP Pack	39873	39893	
Qty: 6 per pack			
Bulk Pack	37624	38991	
Qty: 50 per pack			
Length	4-1/8" (6.4 mm)	3-1/4" (82.5 mm)	
Diameter	1/4" (6.4 mm)	1/4" (6.4 mm)	
Use With Greenlee Arbor #'s	37154, 37155, 37156 & 37157	37154, 37155, 37156 & 38522	
Weight	.2 lbs (91 g)	.2 lbs (91 g)	

### CARBIDE-TIPPED PILOT DRILLS

CAT./UPC NO.	
Standard Pack	10082
Length	4-1/8" (104.8 mm)
Diameter	1/4" (6.4 mm)
Use With Greenlee Arbor #'s	37157, 37155, 37156 & 37154
Weight	.2 lbs (91 g)

### Locking Collar



- Saves valuable time – no stopping to re-tighten.
- Made in the USA.

See page 91 for Quick Change adapter information.

## Bi-Metal Hole Saw Kits



835 / 27538



834 / 19913



830 / 19192



889 / 03478

CAT. NO.	UPC NO.	DESCRIPTION	KIT CAT./UPC NO.						
			830/ 19192	834/ 19913	835/ 27538	830PG/ 29209	889/ 03478	890/ 03479	891/ 03480
825-3/4	19134	3/4" Hole Saw					✓	✓	✓
825-7/8	19136	7/8" Hole Saw	✓		✓	✓	✓	✓	✓
825-1	19138	1" Hole Saw						✓	
825-1-1/8	19141	1-1/8" Hole Saw	✓		✓	✓	✓	✓	✓
825-1-3/8	19146	1-3/8" Hole Saw	✓		✓			✓	✓
825-1-1/2	19148	1-1/2" Hole Saw					✓	✓	✓
825-1-3/4	19152	1-3/4" Hole Saw	✓		✓		✓	✓	✓
825-2	19155	2" Hole Saw	✓		✓			✓	✓
825-2-1/4	19159	2-1/4" Hole Saw					✓	✓	✓
825-2-1/2	19162	2-1/2" Hole Saw	✓		✓			✓	✓
825-3	19167	3" Hole Saw		✓	✓			✓	
825-3-1/4	19169	3-1/4" Hole Saw						✓	
825-3-5/8	19172	3-5/8" Hole Saw		✓	✓			✓	
825-3-3/4	19174	3-3/4" Hole Saw						✓	
825-4-1/8	19177	4-1/8" Hole Saw		✓	✓			✓	
825-4-1/2	19180	4-1/2" Hole Saw		✓	✓				
825-4-3/4	19181	4-3/4" Hole Saw						✓	
825-5/8	19132	Pg-9 (15.9 mm) Hole Saw				✓			
825-3/4	19134	Pg-11 (19.0 mm) Hole Saw				✓			
825-13/16	19135	Pg-13 (20.6 mm) Hole Saw				✓			
825-1-3/16	19143	30.2 mm Hole Saw				✓			
825-1-1/2	19148	Pg-29 (38.1 mm) Hole Saw				✓			
825-1-7/8	19154	Pg-36 (47.6 mm) Hole Saw				✓			
825-2-3/8	19161	Pg-48 (60.3 mm) Hole Saw				✓			
38522	38522	Arbor w/Pilot Drill				(2)			
37157	37157	Arbor w/Pilot Drill			✓				
37155	37155	Arbor w/Pilot Drill			✓	✓	✓	✓	✓
37156	37156	Arbor w/Pilot Drill	✓	✓	✓	✓	✓	✓	✓
38526	38526	Pilot Drill					✓	✓	✓



890 / 03479



891 / 03480

- Several electrician's kits available providing an assortment of the most commonly used Greenlee variable pitch hole saw sizes and arbors.
- High-impact, rugged plastic carrying case.
- Each kit includes three hole saw stops.

**WEIGHT**

CAT. NO.	UPC NO.	DESCRIPTION	LBS.	KG.
830	19192	Hole Saw Kit for 1/2" through 2" Conduit Sizes	2.7	1.2
834	19913	Hole Saw Kit for 2-1/2" through 4" Conduit Sizes	6.2	2.8
835	27538	Hole Saw Kit for 1/2" through 4" Conduit Sizes	7.7	3.5
830Pg	29209	Hole Saw Kit for Pg-9 through Pg-48	2.7	1.2
889	03478	Plumber's Hole Saw Kit - 3/4" through 2-1/4" Conduit Sizes	2.3	1.0
890	03479	Industrial Maintenance Hole Saw Kit - 3/4" through 4-3/4" Conduit Sizes	9.7	4.4
891	03480	Electrician's/Plumber's Hole Saw Kit - 3/4" through 2-1/2" Conduit Sizes	3.5	1.6

# RECESSED LIGHT HOLE SAWS

## Recessed Light Hole Saws



- Industry's only interchangeable replacement blades.
- Strong durable back plate.
- Available in two styles – steel tooth and carbide grit.
- Use with a power drill to cut large diameter holes for recessed lighting fixtures.
- Saws use Greenlee arbor 37156, purchased separately.

### SPECIFICATIONS

**Capacity** Steel Toothed Blade - up to 7/8" (22.2 mm) plywood, wood, acoustical tile and ceiling tile.  
 Carbide Grit Blade - up to 7/8" (22.2 mm) drywall, plywood, wood, acoustical tile, ceiling tile, plaster and stucco.

CAT. NO.	UPC NO.	DESCRIPTION
35720	35720	Blade for 35712
35721	35721	Blade for 35713
35722	35722	Blade for 35714
35723	35723	Blade for 35715
35724	35724	Blade for 35716
35725	35725	Blade for 35717
35726	35726	Blade for 35718
35727	35727	Blade for 35719
35708	35708	Set of 5 Blade Screws
35730	35730	Blade for 35728
35731	35731	Blade for 35729

CAT. NO.	UPC NO.	DESCRIPTION	DIAMETER	HOLE WEIGHT		USE FOR
				LBS.	KG	
35712	35712	Steel Toothed	4-3/8" (111 mm)	.76	.34	Mini Juno, Capri,
35716	35716	Carbide Grit	4-3/8" (111 mm)	.74	.34	Marco and Halo
35713	35713	Steel Toothed	6-3/8" (162 mm)	1.2	.54	Halo and Capri
35717	35717	Carbide Grit	6-3/8" (162 mm)	1.1	.50	Halo and Capri
35714	35714	Steel Toothed	6-5/8" (168 mm)	1.3	.59	Juno and Progress
35718	35718	Carbide Grit	6-5/8" (168 mm)	1.3	.59	Juno and Progress
35715	35715	Steel Toothed	6-7/8" (175 mm)	1.3	.59	Lithonia, Marco,
35719	35719	Carbide Grit	6-7/8" (175 mm)	1.4	.64	Lightolier, Progress, Capri and Precolite
35728	35728	Steel Toothed	5-3/8" (137 mm)	.98	.44	Capri, Juno, Lightolier, Progress, and Precolite
35729	35729	Carbide Grit	5-3/8" (137 mm)	.98	.44	Capri, Juno, Lightolier, Progress, and Precolite

## Quick Cutter™ Hole Saws



- Quickest, most affordable way to cut perfect holes in ceiling tile.
- Cuts clean, precise holes that ensure no light leakage or poor-fitting installations.
- Self-sharpening, carbide-sprayed cutting tips can cut dozens of holes in very abrasive materials and still stay sharp.
- Stabilizer spring balances cutting forces and offers more control of the tool when drilling drywall.
- Dedicated arbor and pilot drill eliminates changeover time.
- Fits a 3/8" drill chuck and can be used with a cordless drill.
- Included dust shield helps eliminate flying dust and debris.

CAT. NO.	UPC NO.	DESCRIPTION
06923	06923	Quick Cutter Recessed Hole Saw, Adjustable in 1/2" Increments for Cuts of 2-1/2" to 7"



**N** = NEW PRODUCT

**R** = REPLACEMENT PART

**A** = ACCESSORY

**B** = BARE TOOL



## Recommended Hole Saw Cutting Speeds

HOLE SAW SIZE		RPM			
INCH	MM	MILD STEEL	CAST IRON	BRASS	ALUMINUM
9/16	14.3	580	400	790	900
5/8	15.9	550	365	730	825
11/16	17.5	500	330	665	750
3/4	19.0	460	300	600	690
13/16	20.6	425	280	560	635
7/8	22.2	390	260	520	585
15/16	23.8	370	245	495	555
1	25.4	350	235	470	525
1-1/16	27.0	325	215	435	480
1-1/8	28.6	300	200	400	450
1-3/16	30.2	285	190	380	425
1-1/4	31.7	275	180	360	410
1-5/16	33.3	260	175	345	390
1-3/8	35.0	250	165	330	375
1-7/16	36.5	240	160	315	360
1-1/2	38.1	230	150	300	345
1-9/16	39.7	220	145	290	330
1-5/8	41.3	210	140	280	315
1-11/16	42.9	205	135	270	305
1-3/4	44.4	195	130	260	295
1-13/16	46.0	190	125	250	285
1-7/8	47.6	180	120	240	270
2	50.8	170	115	230	255
2-1/16	52.4	165	110	220	245
2-1/8	54.0	160	105	210	240
2-1/4	57.2	150	100	200	225

HOLE SAW SIZE		RPM			
INCH	MM	MILD STEEL	CAST IRON	BRASS	ALUMINUM
2-5/16	58.7	150	100	195	225
2-3/8	60.3	140	95	190	200
2-1/2	63.5	135	90	180	205
2-9/16	65.0	130	85	175	200
2-5/8	66.7	130	85	170	195
2.677	68.0	125	80	160	185
2-3/4	69.8	125	80	160	185
2-7/8	73.0	120	80	160	180
2.913	74.0	115	75	150	170
3	76.2	115	75	150	170
3-1/8	79.4	110	70	140	165
3-1/4	82.5	105	70	140	155
3-3/8	85.7	100	65	130	150
3-1/2	88.9	95	65	130	145
3-5/8	92.1	95	60	120	140
3-3/4	95.2	90	60	120	135
3-7/8	98.4	90	60	120	135
4	101.6	85	55	110	130
4-1/8	104.8	80	55	110	120
4-1/4	108.0	80	55	110	120
4-3/8	111.1	80	50	100	120
4-1/2	114.3	75	50	100	105
4-3/4	120.6	75	50	95	95
5	127.0	65	45	90	90
5-1/2	139.7	60	35	85	85
6	152.4	55	35	75	75

# SAW BLADES

## Reciprocating Saw Blades

**NEW PRODUCT**



### GREENLEE EXTREME Ti-Metal Blades

- High performance Titanium (Ti) coating + Improved Bi-Metal blades = GREENLEE EXTREME Ti-Metal
- The super-hard titanium coating helps dissipate heat and resists wear on the cutting teeth.
- Extreme Ti-Metal blades stay sharp, cut faster, and last longer...even in the most demanding applications.



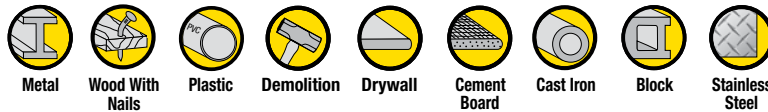
### GREENLEE EXTREME Blades

- Heavy-duty blades for heavy metal applications.
- Designed specifically for extreme metal cutting in structural steel I-Beam and angle iron.
- Thicker, wider blades cut straighter and resist bending during high-load cuts.



### GREENLEE Bi-Metal Blades

- Greenlee blades feature improved bi-metal material with added cobalt for increased toughness, durability and blade life.
- Precision cutting teeth are designed to stay sharp and cut fast, saving valuable time on the job.
- Available in a variety of blade types for cutting wood, nail embedded wood, metal, and other demanding construction materials.



LENGTH X WIDTH X THICKNESS

MATERIAL	APPLICATION	TPI	INCH	MM	CAT. NO.	UPC NO.	QTY. PER PK.
<b>GREENLEE - EXTREME TI-METAL</b>							
METAL 	For cutting thick metal 3/32" - 3/8"	14T	6 x 3/4 x .035	152 x 19 x .9	353-614G	01030	5
	For cutting medium metal 1/16" - 3/16"	18T	6 x 3/4 x .035	152 x 19 x .9	353-618G	01010	5
		18T	8 x 3/4 x .035	203 x 19 x .9	353-818G	01012	5
	For cutting thin metal 1/8" and less.	24T	6 x 3/4 x .035	152 x 19 x .9	353-624G	01011	5
GENERAL PURPOSE   	General purpose blade for cutting metal, wood w/nails, and PVC.	10T	6 x 3/4 x .035	152 x 19 x .9	353-610G	01027	5
		10T	8 x 3/4 x .050	203 x 19 x 1.3	353-810G	01029	5
WOOD 	For cutting in clean wood and wood w/ nails.	6T	6 x 3/4 x .050	152 x 19 x 1.3	353-656G	01000	5
		6T	9 x 3/4 x .050	229 x 19 x 1.3	353-956G	01042	5
		6T	12 x 3/4 x .050	305 x 19 x 1.3	353-156G	01026	5
<b>GREENLEE - EXTREME</b>							
STRUCTURAL STEEL 	For cutting structural steel up to 3/8".	14T	6 x 1 x .042	152 x 25 x 1.1	353-6114	31329	5
		14T	9 x 1 x .042	229 x 25 x 1.1	353-9114	31332	5
	For cutting structural steel up to 1/4".	18T	6 x 1 x .042	152 x 25 x 1.1	353-6118	31331	5
		18T	9 x 1 x .042	229 x 25 x 1.1	353-9118	31333	5

**N** = NEW PRODUCT
















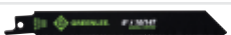




















**R** = REPLACEMENT PART

**A** = ACCESSORY

**B** = BARE TOOL



# Reciprocating Saw Blades

		LENGTH X WIDTH X THICKNESS							
MATERIAL	APPLICATION	TPI	INCH	MM	CAT. NO.	UPC NO.		QTY. PER PK.	
<b>GREENLEE - BI-METAL</b>									
<b>METAL</b> 	For cutting thick metal 1/8" - 1/2"	10/14T	8 x 3/4 x .050	203 x 19 x 1.3	353-804	09977		5	
	For cutting thick metal 3/32" - 3/8"	14T	4 x 3/4 .035	102 x 19 x .9	353-414	01031		5	
		14T	6 x 3/4 x .035	152 x 19 x .9	353-614	09964		5	
		14T	8 x 3/4 x .050	203 x 19 x 1.3	353-814	09975		5	
	For cutting medium metal 1/16" - 3/16"	18T	6 x 3/4 x .035	152 x 19 x .9	353-618	09965		5	
		18T	8 x 3/4 x .035	203 x 19 x .9	353-818	09976		5	
		18T	8 x 3/4 x .050	203 x 19 x 1.3	353-818T	13004		5	
	For cutting thin metal 1/8" and less.	24T	6 x 3/4 x .035	152 x 19 x .9	353-624	09966		5	
	<b>GENERAL PURPOSE</b> 	General purpose blade for cutting metal, wood w/ nails, and PVC.	8/18T	6 x 3/4 x .035	152 x 19 x .9	353-123	09963		5
			10T	6 x 3/4 x .035	152 x 19 x .9	353-610	31366		5
10T			8 x 3/4 x .050	203 x 19 x 1.3	353-810	31337		5	
10/14T			12 x 3/4 x .050	305 x 19 x 1.3	353-110	31338		5	
10/14T			6 x 3/4 x .035	152 x 19 x .9	353-635	01020		5	
10/14T			8 x 3/4 x .035	203 x 19 x .9	353-835	01022		5	
<b>DEMOLITION</b> 			For cutting a wide variety of construction materials during demolition or remodeling.	5/8T	9 x 7/8 x .063	229 x 22 x 1.6	353-966	09979	
	8/10T	9 x 7/8 x .063		229 x 22 x 1.6	353-969	09990		5	
<b>WOOD</b> 	For cutting in clean wood and wood w/ nails.	5/8T	6 x 3/4 x .050	152 x 19 x 1.3	353-503	13005		5	
		6T	6 x 3/4 x .050	152 x 19 x 1.3	353-646	09968		5	
		6T	6 x 3/4 x .050	153 x 19 x 1.3	353-656	09967		5	
		6T	9 x 3/4 x .050	229 x 19 x 1.3	353-956	09969		5	
		6T	12 x 3/4 x .050	305 x 19 x 1.3	353-156	09970		5	
<b>GREENLEE - SPECIALTY</b>									
<b>DRYWALL</b> 	For fast cutting in drywall and plaster.	6T	6 x 3/4 x .050	152 x 19 x 1.3	353-636	31336		5	
<b>CEMENT BOARD</b> 	For fast cutting in cement board, fiber board, and plaster.	3T	9 x 3/4 x .050	229 x 19 x 1.3	353-9535RCT	00964		1	
		6T	6 x 3/4 x .050	152 x 19 x 1.3	353-6563RCT	00963		1	
<b>CAST IRON &amp; BLOCK</b> 	For cutting cast iron pipe, block & brick and other abrasives such as tile.	Diamond Grit	8 x 3/4 x .039	203 x 19 x 1	353-800RDG	01024		1	
		Carbide Grit	9 x 3/4 x .039	229 x 19 x 1	353-900RG	01023		1	
<b>STAINLESS STEEL</b> 	For cutting stainless steel 1/16" - 3/16"	18T	6 x 3/4 x .039	152 x 19 x 1	353-618RS	01047		1	

## Jig Saw Blades



- Progressive-tooth design delivers faster cutting through a broad range of material types and thicknesses.
- Shatterproof bi-metal construction with high speed cobalt matrix cutting edge.
- For rough and finish cutting in full range of applications including wood (even with nails), metal, plaster, drywall and fiberglass.
- Tungsten Carbide Grit Edge blade style.
  - No teeth to snag, cuts efficiently on both up and down strokes for extra smooth finishes.
  - Additional cutting application for cast iron, tile, pipe, ceramic.
- Center front tooth makes plunge cuts quick and easy.

### JIG SAW BLADES

CAT. NO.	UPC NO.	DESCRIPTION	TEETH	TYPE	APPLICATION	TEETH PER INCH	QTY. PER PK.
373-U123	09994	3-5/8" Universal Jig Saw Blade	Progressive	High-speed Steel	Metal	18	5
373-U234	09993	4-1/4" Universal Jig Saw Blade	Progressive	High-carbon Steel	Wood	6	3
373-U345	09995	5" Universal Jig Saw Blade	Progressive	Bimetal	General	18	5
373-U300	09996	2-3/4" Universal Jig Saw Blade	Grit	Carbide Grit	Abrasive Materials	18	2
373-T123	10004	4" T-Shank Jig Saw Blade	Progressive	High-speed Steel	Metal	18	3
373-T234	10003	4-1/2" T-Shank Jig Saw Blade	Progressive	High-carbon Steel	Wood	6	5
373-T345	10005	5-1/4" T-Shank Jig Saw Blade	Progressive	Bimetal	General	18	5
373-TVAR	10006	T-Shank Jig Saw Blade – Variety Pack	Progressive	373-T123 373-T234 373-T345	Metal, Wood and General	6	1 ea.

# FLEXIBLE CONDUIT CUTTERS

## MC Cable Cutter

**NEW**  
PRODUCT



0952-01

- Use With AC and MC Cable up to 1".
- Adjustable up to 1" outside diameter.
- Cuts in seconds with a few quick turns of the crank and an easy twist of the armor.
- Convenient under-handle blade storage holds spare blades.
- Quick load clamp system makes repeat cuts fast and easy.
- Use with replacement blades Greenlee Cat #1941-1 or #1941-5.

### SPECIFICATIONS

Dimensions	10.63" x 6.13" x 2.5" (270x156x64mm)
Weight	0.72 lbs (0.33kg)

CAT. NO.	UPC NO.	DESCRIPTION
0952-01	02072	Cutter, Cable MC

**N** = NEW PRODUCT

**R** = REPLACEMENT PART


**A** = ACCESSORY

**B** = BARE TOOL



# HAND SAWS

## 12" Hack Saw



CAT. NO.	UPC NO.	DESCRIPTION
333A	23635	12" (305 mm) Heavy-Duty Hack Saw

### SPECIFICATIONS

Capacity	12" (304.8 mm) Blade
Weight	1.4 lbs. (0.7 kg)

### REPLACEMENT HACK SAW BLADES

CAT. NO.	UPC NO.	DESCRIPTION	QTY. PER PK
333-1218	10037	12" (305 mm) Bi-metal Blade, 18 Teeth Per Inch	5
333-1224	10038	12" (305 mm) Bi-metal Blade, 24 Teeth Per Inch	5
333-1232	10039	12" (305 mm) Bi-metal Blade, 32 Teeth Per Inch	5

## Keyhole Saw



- Ergonomic-style handle with non-slip grip creates a sure and comfortable feel.
- Hardened steel blade makes cutting drywall, cement board, plastic and wood quick and easy.
- Blade goes through the handle for maximum support of the cutting blade.

CAT. NO.	UPC NO.	DESCRIPTION
301A	23641	Keyhole Saw with 6" Blade (152 mm)

## PVC Saws

322-013



- "V" tooth design enables straight cuts on both push and pull saw strokes.
- Resharpenable blade.
- Pointed blade nose makes drywall surface penetration easy.
- Ergonomic handle is interchangeable with most popular PVC saw brands.

CAT. NO.	UPC NO.	BLADE LENGTH	DESCRIPTION
322-013	00113	13" (330 mm)	PVC Saw
<b>R</b> 322-113	00115	13" (330 mm)	Blade for 00113
<b>R</b> 322-118	00116	18" (457 mm)	Blade for 00114

# BAND SAWS

## Heavy-Duty Band Saw




- Cuts up to 8" pipe and 9-1/2" x 11" (241 x 280 mm) tray or duct.
- Convertible to wet cutting systems with optional accessories.
- Three sawing speeds 76, 141, and 268 feet per minute (23, 43, and 82 meters per minute).
- Converts to vertical in seconds.
- Automatic shut-off after cut is complete.
- Sturdy wheels for mobility and stability.
- Heavy-duty, adjustable hydraulic feed.
- Heavy-duty, steel bed with welded steel legs.

CAT. NO.	UPC NO.	DESCRIPTION
1399	31961	9-1/2" x 11: Capacity Mobile Band Saw (241.3 x 279.4 mm)
1399-22	32364	9-1/2" x 11" Capacity Mobile Band Saw (241.3 x 279.4 mm) 220 VAC
32322	32322	Wet Cutting System for 120VAC 1399
32237	32237	Vertical Work Table

### SPECIFICATIONS

<b>Capacity</b>	Rectangular 9-1/2" x 11" (241.3 x 279.4 mm)
	Round 9-1/2" Dia. or 8" Pipe (241.3 mm)
	45° Angle 5-1/2" (139.7 x 139.7 mm)
	Vertical Work Table 7-5/8" x 10" (193.7 x 254.0 mm)
	Throat Height 9-1/2" (241.3 mm)
<b>Dimensions</b>	Throat Depth 6-1/4" (158.8 mm)
	52" H. x 47" L. x 27" W. (13208 H. x 11938 L. x 685.8 W. mm)
<b>Power Source</b>	1399-120 VAC 1/2 Horsepower. 1399-22 - 220 VAC
<b>Weight</b>	346 lbs. (157 kg)
<b>Blade Size</b>	1/2" x .025" x 93" (12.7 mm x 0.64 mm x 2362 mm)

## Band Saw Blades



- Perfect for your mobile or portable band saw, these top-quality, bi-metal blades feature high-speed steel teeth that can handle even tough metals like stainless steel with ease. Virtually unbreakable, too.
- Bi-metal blades feature high-speed tool steel, bonded to an extra-tough alloy back for maximum hardness and heat resistance.
- Fits most popular models of portable band saws.

### MOBILE BAND SAW BLADES


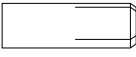


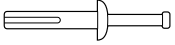
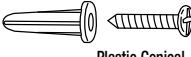
CAT. NO.	UPC NO.	DESCRIPTION	TYPE	APPLICATION	TEETH PER INCH
399-14A	32336	1/2" x .025" x 93" Mobile Band Saw Blade <sup>1</sup>	Bi-Metal	Metal	10,14
399-18A	32337	1/2" x .025" x 93" Mobile Band Saw Blade <sup>1</sup>	Bi-Metal	Metal	18
399-24A	32338	1/2" x .025" x 93" Mobile Band Saw Blade <sup>1</sup>	Bi-Metal	Metal	24
389-1014	10044	1/2" x .020" x 44-7/8" Portable Band Saw Blade <sup>2</sup>	Bi-Metal	Metal	10/14
389-1418	10045	1/2" x .020" x 44-7/8" Portable Band Saw Blade <sup>2</sup>	Bi-Metal	Metal	14/18
389-24	10043	1/2" x .020" x 44-7/8" Portable Band Saw Blade <sup>2</sup>	Bi-Metal	Metal	24

<sup>1</sup> Use with 1399 (31961)

<sup>2</sup> Use with 530 (30276)

# ANCHORS AND FASTENERS

## Anchor and Fastener Selection Guide

ANCHOR/FASTENER TYPE	USE IN	USE WITH	MADE OF	SIZE RANGE	GENERAL INFORMATION
 Caulking	Concrete, brick, stone, block	Machine screw or bolts	Zinc alloy and lead	1/4" - 20 to 3/8" - 16	Single unit caulking anchor, can be set shallow (flush) or deep in hole. Setting tool required (1 provided free in each box of anchors). For setting in hollow block or to set anchors all at the same depth, use Greenlee Screw anchor expander.
 Drop	Concrete, brick, stone	Machine screw or bolts	Steel	1/4" - 20 to 3/8" - 16	Heavy-duty use in solid masonry where codes require all steel bolt anchors. Pre-assembled, internal expander plug. Can be installed flush with masonry surface or sub-set. Setting tool required (1 provided free in each box of anchors).
 Masonry Screw	Concrete, block, brick	No other fastener needed	Steel	1/4" x 1" to 1/4" x 2-1/2"	A safe, secure fastener that actually taps concrete and eliminates the need for concrete inserts with their alignment problems. Use with Greenlee masonry drill set tool.
 Toggle Bolts	Block, wallboard, plaster, tile	No other fastener needed	Steel	L3/16" x 3" to 3/8" x 4"	Available in round head and mushroom head. Fully-threaded machine screw with spring wing toggle head.
 Zinc Mushroom Head	Concrete, block, brick	No other fastener needed	Zinc and Steel	1/4" x 1" to 1/4" x 1-1/2"	Fast, medium-duty. No hole spotting, removable. Use in hollow or solid base applications.
 Plastic Conical	Concrete, block, tile, brick	Sheet metal, wood, lag screws	Corrosion-resistant plastic	#6-8 x 1" to #10-12 x 1"	Light-duty, multi-size anchor. Has collar for hollow materials.

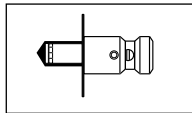
## Screw Anchor Expanders for Caulking Anchors



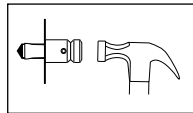
- Quickly and securely set expansive screw anchors in masonry, regardless of thickness.
- Hardened alloy steel.
- Patented.

### ANCHOR EXPANDERS

CAT. NO.	UPC NO.	EXPANSIVE BELT SIZE	USE WITH ANCHOR NO.	QTY. PER BOX	WEIGHT	
					LB.	KG
866	02667	#10 - 24	84299	1	.3	.1
868	02669	1/4" - 20	84299	1	.4	.2
870	02671	3/8" - 16	84305	1	.6	.3



1. Drill hole of required size and put anchor screw on expander. Insert screw anchor into drilled hole.



2. Strike head of expander with hammer or mallet until anchor is held securely in wall. Unscrew expander.

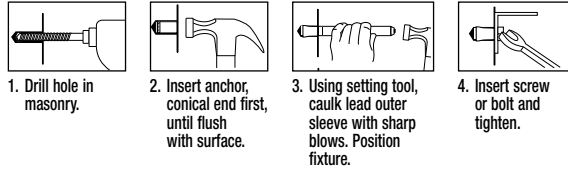
### ANCHOR SCREWS

CAT. NO.	UPC NO.	DESCRIPTION
4451AV	05191	Anchor Screw for 866
4457AV	05197	Anchor Screw for 868
4717AV	05300	Anchor Screw for 870
1125GB	50423	Roll Pin 1/4" x 1-1/8"

## Caulking Anchors



- Zinc alloy and lead caulking anchor can be set flush or subset. Greenlee setting tool required.
- Rustproof, use interior or exterior.
- For setting in hollow block. To set anchors all same depth, use Greenlee screw anchor expander.



### LEAD CAULKING ANCHORS AND SETTING TOOLS

CAT. NO.	UPC NO.	THREAD	REQ. HOLE		SET TOOL*	QTY. PER BOX	WEIGHT		WORKING LOAD PULLOUT	
		SIZE	DIA.	MIN. DEPTH			LBS	KG	LBS.	KG
84299	84299	1/4"-20	1/2"	7/8"	84329	100	3.8	1.7	125	56.6
84305	84305	3/8"-16	3/4"	1-1/4"	84335	50	7.1	3.2	312.5	141.6

\*One Setting Tool included with each box of anchors.

Approvals: Conforms to the description in Federal Specification FFS-325, Group I, Type 1, Class 1.

NOTE: Working load is one fourth the ultimate/maximum capacity. For critical or unusual applications, site testing is recommended.

## Drop Anchors

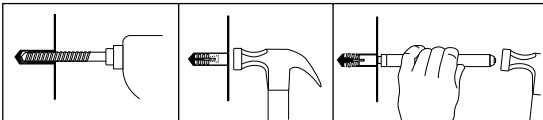


- Heavy-duty steel anchor for use where codes require all steel bolt anchors.
- Pre-assembled, internal expander plug for faster installation.
- Four-way slot design assures firm hold.

### SPECIFICATIONS

Cat./UPC No.	Working Load Pullout		Working Load Shear	
	lbs.	kg	lbs.	kg
84253	1037	469.8	842.5	381.7
84256	1712.5	775.8	1518.7	688.9

### TO SET ANCHOR FLUSH WITH SURFACES



1. Drill hole the same diameter as anchor being used.
2. Drive anchor flush with concrete.
3. Expand anchor with setting tool provided. Anchor is properly expanded when shoulder of setting tool is flush with top of anchor.

### DROP ANCHORS AND SETTING TOOLS

CAT. NO.	UPC NO.	ANCHOR & HOLE DIA.	BOLT THREAD SIZE	MIN. DEPTH	THREAD DEPTH	SETTING TOOL*	QTY. PER BOX	WEIGHT	
								LB.	KG
84253	84253	3/8"	1/4"-20	1-1/8"	1/2"	84273	100	3	1.4
84256	84256	1/2"	3/8"-16	1-5/8"	5/8"	84276	50	7	3.2

\*One Setting Tool included with each box of anchors.

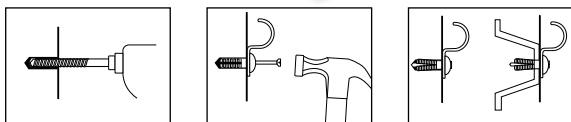
Approvals: Conforms to the description in Federal Specification FFS-325, Group VIII, Type 1, for concrete expansion shield anchors.

NOTE: Working load is one fourth the ultimate/maximum capacity. For critical or unusual applications, site testing is recommended.

## Zinc Mushroom Head Drive Anchors



- Fast, medium-duty anchor for use in concrete, block and brick.
- No hole spotting.
- Use in hollow or solid material.
- Made of zinc and steel.



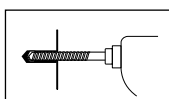
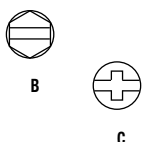
1. Drill required diameter hole in material, to a minimum depth equal the overall anchor minus the thickness of the object to be fastened. Clean hole.
2. Insert anchor body through object to be fastened, and into the hole in base material.
3. Tap the nail until it is flush with the zinc anchor head.

CAT. NO.	UPC NO.	SIZE	REQUIRED HOLE SIZE	QTY PER BOX	WEIGHT	
					LBS	KG
84110	84110	1/4" x 1"	1/4"	100	2	.9
84111	84111	1/4" x 1-1/4"	1/4"	100	2.4	1.1

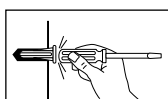
NOTE: For critical or unusual applications, site testing is recommended.



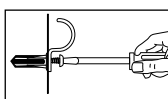
## Plastic Conical Anchors



1. Drill hole full length of anchor or 1/8" deeper.



2. Tap anchor into hole flush with surface.



3. Insert screw through fixture into plastic plug and tighten.

- Light-duty, multi-size anchor for use in concrete, block, tile and brick.
- Use with sheet metal, wood and lag screws.
- Has collar for hollow materials.
- Moisture and chemical resistant, for indoor/outdoor use.
- Anchor kits include 100 anchors, 100 screws and one masonry bit.

### ANCHORS ONLY

CAT. NO.	UPC NO.	USE WITH SCREW SIZES	REQUIRED HOLE SIZE	QTY. PER BOX	WEIGHT	
					LBS.	KG
84003	84003	#6 - #8	3/16"	100	.2	.1
84006	84006	#10, #12	1/4"	100	.2	.1

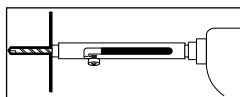
### ANCHORS KITS

CAT. NO.	UPC NO.	ANCHOR SIZE	SCREW SIZE	BIT TYPE	BIT SIZE	WEIGHT	
						LBS.	KG
84009	84009	#6, #8	#8 x 1"	C	3/16"	.8	.4
84012	84012	#10, #12	#10 x 1"	C	1/4"	1	.5
84015	84015	#10, #12	#12 x 1"	C	1/4"	1.4	.6
84019	84019	#10, #12	#10 x 1"	B	1/4"	1.1	.5

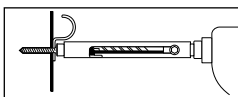
## Masonry Screw Anchors



Masonry Screw Anchors must be used with Greenlee masonry screw drill bits, numbers 84484 and 84487, which are a special size to insure secure thread engagement. Standard masonry bit size holes will not provide proper contact with screw threads and may cause masonry anchor screws to pull out.



1. Use set Tool with bit in drilling position to drill hole in surface.



2. Retract bit, insert masonry screw into socket head of tool and drive screw into hole.

- A safe, secure, steel fastener that taps concrete and eliminates the need for concrete inserts with their alignment problems.
- Use with Greenlee masonry drill set tool.
- Use in concrete, block and brick.
- Quick and easy two-step installation, saves time.

### MASONRY SCREW ANCHORS – EACH BOX OF 100 INCLUDES 1 BIT

CAT. NO.	UPC NO.	SIZES	MATERIAL CONCRETE 3000 PSI		QTY.	WEIGHT	
			MIN. EMBEDMENT	PULLOUT LBS.		PER BOX	LBS.
84469	84469	1/4" x 1"	3/4"	1180	100	1.2	.5
84475	84475	1/4" x 1-1/2"	1-1/4"	1800	100	1.6	.7
84478	84478	1/4" x 2"	1-1/4"	1800	100	1.8	.8
12350	12350	1/4" x 2-1/2"	1-1/4"	1800	100	2.1	1.0

### INSTALLATION TOOLS

CAT. NO.	UPC NO.	DESCRIPTION	QTY. PER BOX	WEIGHT	
				LBS.	KG
84466	84466	Masonry Screw Drill Set Tool with 84484 Bit	1	.4	.2
84484	84484	3-1/2" Masonry Screw Drill Bit – for use with 1" to 1-1/2" long screws	1	—	—

NOTE: For use in lightweight, hollow core concrete block, minimum embedment 1-3/8", pullout 715 lbs. Due to the variance in make-up of cement block, values will vary. It is suggested that the anchor be tested in specific material being used before installing fixtures.

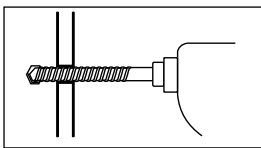
## Toggle Bolts and Spring Wings



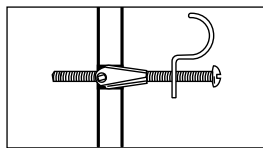
- For light to medium fastening in block, wallboard, plaster and hollow tile.
- Fully threaded machine screw with spring wing toggle head.
- Generous size of toggle head acts to spread the load over a maximum area.

### TOGGLE BOLTS AND SPRING WINGS

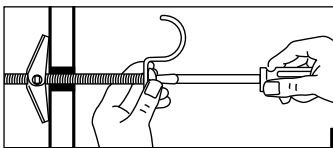
CAT. NO.	UPC NO.	TOGGLE BOLT		REQUIRED HOLE SIZE	QTY. PER BOX	WEIGHT	
		SIZE	HEAD			LBS.	KG
84405	84405	1/4" x 4"	Round	11/16"	50	3.7	1.7
84424	84424	3/16" x 3"	Mushroom	1/2"	50	1.9	.9
84425	84425	3/16" x 4"	Mushroom	1/2"	50	2.2	1.0
84428	84428	1/4" x 3"	Mushroom	11/16"	50	3.3	1.5
84429	84429	1/4" x 4"	Mushroom	11/16"	50	3.8	1.7



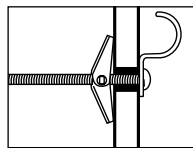
1. Drill hole completely through wall.



2. Insert bolt through items to be fastened. Fold wings completely back, then push through hole until wings spring open.



3. Pull back to hold wings against inside wall while tightening with screw driver.



# MASONRY BITS

## Quick Change Carbide Tipped Masonry Bits

**NEW PRODUCT**



MAS-SET-9

- One piece hardened carbon steel body and hex shank for a stronger, more concentric bit that will not disassemble when drilling in deep or tough materials.
- Carbide grade tip for faster penetration and longer bit life.
- Hammer drill rated for use in either standard or hammer drills.
- 1/4" quick-change hex for fast bit changes. Use in quick-change chucks, conventional adjustable drill chucks, and hex adapters for more versatility.
- Set includes diameters and lengths most commonly used by electricians.

### SPECIFICATIONS

	Dimensions	Weight
MAS-1/2	1.9" x 6.3" x .5"	0.2
MAS-1/4	1.9" x 6.3" x .25"	0.1
MAS-1/8	1.9" x 11.6" x .13"	0.1
MAS-3/16	1.9" x 6.3" x .2"	0.1
MAS-3/8	1.9" x 6.3" x .38"	0.2
MAS-5/16	1.9" x 6.3" x .32"	0.2
MAS-5/32	1.9" x 6.3" x .16"	0.1
MAS-SET	7.5" x 5.5" x .5"	0.3
MAS-SET-9	7.9" x 5.4" x 1"	0.8

CAT. NO.	UPC NO.	DESCRIPTION
MAS-1/2	04943	1/2" Masonry Drill Bit, (POP)
MAS-1/4	26322	1/4" Masonry Drill Bit (POP)
MAS-1/8	02162	1/8" Masonry Drill Bit (POP)
MAS-3/16	26315	3/16" Masonry Drill Bit (POP)
MAS-3/8	19202	3/8" Masonry Drill Bit (POP)
MAS-5/16	04942	5/16" Masonry Drill Bit (POP)
MAS-5/32	04941	5/32" Masonry Drill Bit (POP)
MAS-SET	26318	Masonry Drill Set (POP) Includes: (1) 1/4", (1) 3/16", (1) 3/8", (1) 5/32"
MAS-SET-9	02145	Hex Quick Change Masonry Bit Kit (POP) Includes: (1) 1/2", (2) 1/4", (2) 3/16", (1) 3/8", (1) 5/16", (2) 5/32"

## SDS-PLUS Carbide Tipped Masonry Bits

**NEW PRODUCT**



SDS-SET-5

- Hardened, premium carbide insert tip is strong and stays sharp longer for finer material break up and easier drilling.
- Shaft made from hardened alloy steel for heavy shock resistance and longer bit life.
- Carbide tip sized in inches versus mm for more accurate hole size.
- H-Style flute for faster drilling and material removal
- SDS Plus drive for more secure hold in rotary hammer drill.
- Kit includes diameters and lengths most commonly used by electricians.

### SPECIFICATIONS

	Dimensions	Weight
SDS-1/2	1.9" x 9.3" x .5"	0.3
SDS-1/4	1.9" x 9.3" x .25"	0.1
SDS-3/16	1.9" x 9.3" x .2"	0.1
SDS-3/4	1.9" x 11.6" x .8"	0.6
SDS-3/8	1.9" x 9.3" x .38"	0.3
SDS-5/8	1.9" x 9.3" x .63"	0.6
SDS-SET-5	7.3" x 9.9" x 1"	1.6

CAT. NO.	UPC NO.	DESCRIPTION
SDS-1/2	04947	1/2" SDS-Plus Masonry Bit 6" (POP)
SDS-1/4	04945	1/4" SDS-Plus Masonry Bit, 6" (POP)
SDS-3/16	04944	3/16" SDS-Plus Masonry Bit, 6" (POP)
SDS-3/4	02163	3/4" SDS-Plus Masonry Bit, 8- 1/4" (POP)
SDS-3/8	04946	3/8" SDS-Plus Masonry Bit, 6" (POP)
SDS-5/8	04948	5/8" SDS-Plus Masonry Bit, 6" (POP)
SDS-SET-5	02154	SDS-Plus Masonry Bit Kit (POP) Includes: (1) 3/16", (1) 1/4", (1) 3/8", (1) 1/2", (1) 5/8"

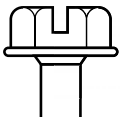

**Multi-Purpose Installation Tool**



- Multi-purpose tool designed to be used with all sizes and styles of Tapcon® masonry fasteners.
- Tapcon® anchors are easy to install... a simple, two-step operation – drill the hole, then drive the fastener with the Condrive tool.

CAT. NO.	UPC NO.	DESCRIPTION
LP 100	07100	Condrive 1000 kit consists of: Drill Adapter, Drill Sleeve Assembly, 5/16" Hex Driver-Magnetic, 1/4" Hex Socket for 3/16" Anchor, Phillips Bit, #2 Phillips Bit, #3 Phillips Bit, 1/8" Hex Key, Set Screw 1/4-28, Drive Sleeve Assembly for 5" & 6" Anchors

**TAPCON® Masonry Fasteners and Drill Bits**



A  
Slotted Hex  
Washer Head

- Corrosion-resistant – All Tapcon® fasteners are protected against rust and corrosion by the exclusive Stalgard® finish.
- Fast – install two or three Tapcon® fasteners per minute. Simple two-step operation – drill, then drive – eliminates the need to set anchors.
- Strong – Tapcon® fasteners and the masonry material are mechanically linked for exceptionally strong pullout strength.
- Removable – Tapcon® fasteners can be removed and reinserted in the same hole. Great for repairs or adjustments.
- Available in two diameters – 1/4" and 3/16".
- Made in USA.

**TAPCON® MASONRY FASTENERS – EACH BOX OF 100 INCLUDES 1 BIT**

CAT. NO.	UPC NO.	FASTENER		EMBEDMENT		MAXIMUM ATTACHMENT THICKNESS	Qty. PER BOX
		SIZE	TYPE	MIN.	MAX.		
LE 405	07405	1/4" x 1-1/4"	A	1"	1-3/4"	1/4"	100
LE 445	07445	1/4" x 3-1/4"	A	1"	1-3/4"	2-1/4"	100
LE 455	07455	1/4" x 3-3/4"	A	1"	1-3/4"	2-3/4"	100
LE 310	07310	3/16" x 1-3/4"	A	1"	1-3/4"	3/4"	100
LE 320	07320	3/16" x 2-1/4"	A	1"	1-3/4"	1-1/4"	100

**N** = NEW PRODUCT

**R** = REPLACEMENT PART

**A** = ACCESSORY

**B** = BARE TOOL



## Cutting/Threading Oil

- Premium quality, high lubricity for easier cutting and long tool life.
- Choice of light or dark.



### SPECIFICATIONS

Cat. No.	Size	Weight
462-Q, 463-Q	1 Qt. (.9 l)	2.3 lbs. (1 kg)
462-1, 463-1	1 Gal. (3.8 l)	8.7 lbs. (4 kg)

CAT. NO.	UPC NO.	DESCRIPTION
462B	11412	Dark Cutting/Threading Oil - 1 Pt.
462-Q	28237	Dark Cutting/Threading Oil - 1 Qt.
462-1	26096	Dark Cutting/Threading Oil - 1Gal
463-Q	28238	Light Cutting/Threading Oil - 1 Qt
463-1	28239	Light Cutting/Threading Oil - 1 Gal

# **NOTES**



A PRODUCT VIDEO IS AVAILABLE,  
SCAN THIS QR CODE OR VISIT:  
[www.youtube.com/GreenleeDEMO](http://www.youtube.com/GreenleeDEMO)



**NEW  
PRODUCT**

# POWER TOOLS

IP56 RATED TO PROTECT FROM DUST, WATER, AND ANYTHING ELSE THE JOBSITE THROWS AT YOU, GREENLEE POWER TOOLS COMBINE LONG LASTING LI-ION TECHNOLOGY WITH PROFESSIONAL DESIGN FOR TODAY'S MODERN CONTRACTOR.

**PROVL**<sup>TM</sup>  
LITHIUM-ION POWER TOOLS

## Contents

Saws	142
Drill/Drivers	143
Hammer Drill/Drivers	146
Pivoting Drill/Driver	148



USA PHONE 800.435.0786  
FAX 800.451.2632

CANADA PHONE 866.384.8813  
FAX 800.524.2853

INT'L PHONE +1.815.397.7070  
FAX +1.815.397.9247



# SAWS

## LCS-144 Electrician's Metal Cutting Circular Saw

**NEW**  
PRODUCT

**14.4V**  
Lithium-Ion



The Greenlee circular saw is designed primarily to cut metal—almost any metal. This includes conduit, strut, and threaded rod. Plus, the blade doesn't leave burrs, so chasing threads or filing the edges isn't needed. The full surround blade guard contains most of the chips, and with its compact size, it will work where larger saws can't. It even has a LED work light so you can make straight cuts in dark locations.



- High capacity battery: 14.4V LI-ION
- Lightweight 5.7 lbs (2.59 kg)
- IP-56 Rated: Keeps out dust and water
- Blade depth cuts unistrut in one pass
- 3-way chip control system (vacuum cleaner, chip case or eject from rear of tool)
- Shaft lock for easy blade replacement
- Electronic performance monitoring system maximizes battery life
- LED work light

**INCLUDES:**

- (1) 14.4V Metal Cutting Circular Saw with LCS-M13C Metal Blade,
- (2) 14.4V Lithium-Ion Compact Batteries, (1) 14.4V – 28.8V Battery Charger, (1) Carrying Case



**NEW**  
PRODUCT

### Available Blades



**LCS-W13A**  
CARBIDE-TIPPED  
WOOD CIRCULAR  
SAW BLADE - 5-3/8"  
(REGULAR)



**LCS-W13B**  
CARBIDE-TIPPED  
WOOD CIRCULAR  
SAW BLADE - 5-3/8"  
(THIN)



**LCS-M13C**  
CARBIDE-TIPPED  
METAL CIRCULAR  
SAW BLADE - 5-3/8"  
(REGULAR)



**LCS-M13D**  
CARBIDE-TIPPED  
METAL CIRCULAR  
SAW BLADE - 5-3/8"  
(THIN)

### SPECIFICATIONS

<b>Battery</b>	14.4V Lithium-Ion
<b>Charging Time</b>	35 min Usable, 50 min Full
<b>Arbor Size</b>	20.000 mm
<b>Blade Diameter</b>	5-3/8" Outer
<b>Cutting Depth</b>	1-13/16"
<b>Speed</b>	3600 RPM
<b>Type</b>	Metal Cutting

CAT NO.	UPC	DESCRIPTION
<b>N</b> LCS-144	95936	Metal Cutting Circ Saw Kit - 14.4V
<b>N</b> LDS-144	05098	Combo Kit (Drill & Saw)
<b>A</b> LBC-81B	95945	Battery Charger - 7.2-28.8V (Pt)
<b>A</b> LBP-144	95942	Li-Ion Battery - 14.4V (Pt)
<b>N</b> LCS-M13C	95946	Blade, Metal Circ Saw - 5-3/8" Reg
<b>N</b> LCS-M13D	95947	Blade, Metal Circ Saw - 5-3/8" Thin
<b>N</b> LCS-W13A	95948	Blade, Wood Circ Saw - 5-3/8" Reg
<b>N</b> LCS-W13B	95949	Blade, Wood Circ Saw - 5-3/8" Thin



# DRILL/DRIVERS

## LDD-144 1/2" LI-ION Electrician's Drill/Driver

**NEW PRODUCT**

**14.4V**  
Lithium-Ion



Intertek  
3136277



**INCLUDES:**

- (1) 14.4V Drill/Driver, (2) 14.4V Lithium-Ion Compact Batteries,
- (1) 14.4V – 28.8V Battery Charger, (1) Carrying Case

This drill/driver is small and light. It is easy to carry around and easy to fit into tight spaces. Yet, with its 14.4V LI-ION battery, it has enough power to drive Greenlee's top performing Self-Feeding spade bits—up to 42 holes in 1-1/2" wood with a 7/8" bit. With 18 clutch settings, it can be set to drive just about any screw properly.

- Lightweight: 3.7 lbs. (1.68 kg)
- IP-56: Keeps out dust and water
- High capacity battery: 14.4V LI-ION
- High power: 390 in-lb
- Clutch torque: 4.4 to 39.0 in-lb, 18 stages (2 in-lb per stage)
- 1/2" Heavy-duty keyless chuck
- Over molded grip for comfort
- Electronic performance monitoring system maximizes battery life
- Belt hook



**SPECIFICATIONS**

<b>Battery</b>	14.4 V Lithium-Ion
<b>Charging Time</b>	35 min Usable, 50 min Full
<b>Chuck Size</b>	1/2"
<b>Clutch Torque</b>	4.4 - 39.0 IN-LB 18 Stages (2 IN-LB Per Stage)
<b>Speed Torque</b>	60 - 400 RPM Low, 200 - 1350 RPM High 390 IN-LB

CAT NO.	UPC	DESCRIPTION
<b>N</b> LDD-144	95934	Drill/Driver Kit - 14.4V
<b>N</b> LDS-144	05098	Combo Kit (Drill & Saw)
<b>A</b> LBC-81B	95945	Battery Charger - 7.2-28.8V (Pt)
<b>A</b> LBP-144	95942	Li-Ion Battery - 14.4V (Pt)

# COMBO KIT

## LDS-144 Combo Kit

**14.4V**  
Lithium-Ion

**INCLUDES:**

- (1) LDD-144 Drill/Driver
- (1) LCS-144 Metal Cutting Circular Saw
- (2) 14.4V Lithium-Ion Compact Batteries
- (1) 14.4V – 28.8V Battery Charger
- (1) Heavy-Duty Multi-Pocket Bag



CAT NO.	UPC	DESCRIPTION
<b>N</b> LDS-144	05098	Combo Kit (Drill & Saw)

**LDD-216 1/2" LI-ION Electrician's Drill/Driver**

**NEW  
PRODUCT**

**21.6V**  
Lithium-Ion



This drill/driver is a rugged workhorse for day after day heavy-duty drilling, yet at 5.4 pounds it is one of the lightest drills in its class. The high capacity 21.6V LI-ION battery delivers plenty of power to drill up to 139 holes 3/4" diameter in 1-1/2" wood. It includes an accessory handle for better control, and it features an 18 stage clutch so you can drive screws to just the right torque.

- Lightweight: 5.4 lbs. (2.45 kg)
- IP-56: Keeps out dust and water
- High capacity battery: 21.6V LI-ION
- Clutch torque: 8.8 to 61.0 in-lb (3.0 in-lb. per stage), 18 stages
- 1/2" Heavy-duty keyless chuck
- Over molded grip for comfort
- Electronic performance monitoring system maximizes battery life
- LED work light
- Rugged all-metal gear system
- Fan-cooled motor for long life

**INCLUDES:**

- (1) 21.6V Drill/Driver, (2) 21.6V Lithium-Ion Compact Batteries,  
(1) 14.4V – 28.8V Battery Charger, (1) Carrying Case



**SPECIFICATIONS**

<b>Battery</b>	21.6V Lithium-Ion
<b>Charging Time</b>	45 min Usable, 60 min Full
<b>Chuck Size</b>	1/2"
<b>Clutch Torque</b>	8.8 - 61.0 IN-LB 18 Stages (3.0 IN-LB Per Stage)
<b>Speed</b>	100 - 400 RPM Low, 350 - 1500RPM High
<b>Torque</b>	575 IN-LB

CAT NO.	UPC	DESCRIPTION
<b>N</b> LDD-216	95937	Drill/Driver Kit - 21.6V
<b>A</b> LBC-81B	95945	Battery Charger - 7.2-28.8V (Pt)
<b>A</b> LBP-216	95943	Li-Ion Battery - 21.6V (Pt)

## LHD-216 1/2" LI-ION Electrician's Hammer Drill/Driver

**NEW  
PRODUCT**

**21.6v**  
Lithium-Ion



The LHD-216 provides the same heavy-duty drilling and bit driving performance as the LDD-216 drill/driver, plus it offers the hammer function for drilling up to 1/2" holes in masonry. It is truly a multi-purpose tool. Turn the chuck collar to any of the 18 clutch positions for bit driving, or to the drilling or the hammer drill position. Yet with all of these functions, it only weighs 5.6 pounds.

- Light weight: 5.6 lbs. (2.54 kg)
- IP-56: Keeps out dust and water
- High capacity battery: 21.6V LI-ION
- High speed masonry drilling: 1,500 rpm / 27,000 bpm
- Clutch torque: 8.8 to 61.0 in-lb (3.0 in-lb per stage) 18 stages
- 1/2" Heavy-duty keyless chuck
- Over molded grip for comfort
- Electronic performance monitoring system provides longer battery life
- LED work light
- Rugged all-metal gear system
- Fan-cooled motor for long life



### INCLUDES:

- (1) 21.6V Drill/Driver, (2) 21.6V Lithium-Ion Compact Batteries,  
(1) 14.4V – 28.8V Battery Charger, (1) Carrying Case

### SPECIFICATIONS

<b>Battery</b>	21.6V Lithium-Ion
<b>Charging Time</b>	45 min Usable, 60 min Full
<b>Chuck Size</b>	1/2"
<b>Clutch Torque</b>	8.8 - 61.0 IN-LB, 18 Stages (3.0 IN-LB Per Stage,)
<b>Blows Per Minute</b>	1800 - 7200 BPM Low, 6300 - 27000 BPM High

CAT NO.	UPC	DESCRIPTION
<b>N</b> LHD-216	95938	Hammer Drill/Driver Kit - 21.6V
<b>A</b> LBC-81B	95945	Battery Charger - 7.2-28.8V (Pt)
<b>A</b> LBP-216	95943	Li-Ion Battery - 21.6V (Pt)

# HAMMER DRILL/DRIVERS

## LRH-144 Electrician's 1/2" SDS-plus Rotary Hammer Drill/Driver

NEW  
PRODUCT

**14.4V**  
Lithium-Ion




Intertek  
3193286

With this one tool, you can do a complete concrete anchor installation. In the hammer mode, you can use a SDS masonry bit to drill the anchor hole. Then you can change to the drilling mode and use the included bit adapter to drive the screw into the anchor. Plus the LRH-144 has 5 clutch settings so you can use just the right amount of torque for the screw. The 14.4V LI-ION battery provides plenty of power to drill up to 12 holes of 1/2" diameter x 1-1/2" deep in concrete.



- Lightweight: 5.1 lbs. (2.31 kg)
- IP-56: Keeps out dust and water
- High capacity battery: 14.4V LI-ION
- Hammering force: 21.6 kN
- Blow rate per minute (rotation with hammering): 0-3,800 bpm
- SDS-plus bit system
- Adapter for 1/4" hex shank bits
- Exclusive integrated drill/driver function
- Electronic performance monitoring system provides longer battery life
- Dust-proof switch ensures long life

**Air-Coupling Hammer Mechanism provides quick hole drilling in hard concrete!**



**Dust-protected switch**

Covered in rubber to protect against dust, which may cause problems to the switch.

**Air System Hammer**

Power is effectively output by using compressed air to power the piston.

**SPECIFICATIONS**

<b>Battery</b>	14.4V Lithium-Ion
<b>Charging Time</b>	35 min Usable, 50 min Full
<b>Shank</b>	SDS-plus
<b>Clutch Torque</b>	13 - 48.7 IN-LB (5 Stages - 8.8 IN-LB Per Stage)
<b>Speed</b>	0 - 1000 RPM (No Load)
<b>Blows Per Minute</b>	0 - 3800 BPM
<b>Hammering Force</b>	21.6 KN

CAT NO.	UPC	DESCRIPTION
<b>N</b> LRH-144	95935	Rotary Hammer Drill Driver Kit - 14.4V
<b>A</b> LBC-81B	95945	Battery Charger - 7.2-28.8V (Pt)
<b>A</b> LBP-144	95942	Li-Ion Battery - 14.4V (Pt)

**INCLUDES:**

(1) 14.4V Rotary Hammer Drill/Driver, (2) 14.4V Lithium-Ion Compact Batteries, (1) 14.4V - 28.8V Battery Charger, (1) Carrying Case, (1) Shoulder Strap, (1) Bit Adapter

## LRH-288 Electrician's 3/4" SDS-plus Rotary Hammer

**NEW PRODUCT**

**28.8V**  
Lithium-Ion



Intertek  
3193286

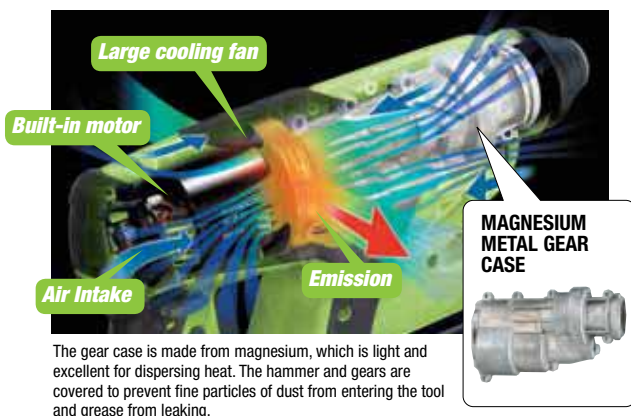


This is one tough rotary hammer. With its magnesium gear case housing that provides excellent heat dispersal and its cooling fan that flows air around the gear case, it is capable of drilling up to 9/16" diameter holes in concrete continuously. Also, the large cooling fan provides enough air flow to prevent tool-killing dust buildup, and the two-finger trigger is sealed to prevent dust entry. Use the Soft hammer selection for holes up to 3/16" diameter and the Hard hammer selection for holes from 3/16" through 3/4" diameter.

- Lightweight: 8.4 lbs. (3.81 kg)
- IP-56: Keeps out dust and water
- High capacity battery: 28.8V LI-ION
- Hammering force: 5,300 lbf
- Two speed hammering selection:  
High: 0-4,500 bpm, Low: 0-2,800 bpm
- SDS-plus bit system
- Magnesium gear case provides long gear life and heat dispersion
- Ergonomic soft rubber grip for stress reduction
- Electronic performance monitoring system provides longer battery life
- Dust-proof switch ensures long life

### Cooling/dust-proof design supports continuous use.

Rigorous continuous use is made possible by air flowing through the space between the gear case and the main unit housing. Which, similar to a radiator, cools the entire gear case containing the hammer and gears which become hot from use. A large cooling fan drives the exhaust system to prevent dust buildup.



The gear case is made from magnesium, which is light and excellent for dispersing heat. The hammer and gears are covered to prevent fine particles of dust from entering the tool and grease from leaking.

### SPECIFICATIONS

<b>Battery</b>	28.8V Lithium-Ion
<b>Charging Time</b>	55 min Usable, 70 min Full
<b>Shank</b>	3/8" SDS-plus
<b>Speed</b>	0 - 920 RPM High, 0 - 500 RPM Low
<b>Hammering Speed</b>	0 - 4500 BPM High, 0 - 2800 BPM Low
<b>Hammering Force</b>	5300 LBF
<b>Application</b>	For Holes Up To 1" Diameter

CAT NO.	UPC	DESCRIPTION
<b>N</b> LRH-288	95939	Rotary Hammer Kit - 28.8V
<b>A</b> LBC-81B	95945	Battery Charger - 7.2-28.8V (Pt)
<b>A</b> LBP-288	95944	Li-Ion Battery - 28.8V (Pt)

### INCLUDES:

- (1) 28.8V Rotary Hammer, (2) 28.8V Lithium-Ion Compact Batteries, (1) 14.4V – 28.8V Battery Charger, (1) Carrying Case, (1) Shoulder Strap

# PIVOTING DRILL/DRIVERS

## LSD-36 LI-ION Electrician's Pivoting Drill/Driver

NEW  
PRODUCT

**3.6V**  
Lithium-Ion



Intertek  
3193286

This screwdriver can be used to drive a wide variety of screws and to drill small diameter holes. To fit a variety of situations, it can be used as a straight tool or as a pistol style tool. It has 21 clutch stages to precisely provide the right torque for almost any screw, and when the clutch setting is reached, the tool automatically shuts off to save battery and clutch life.



- Lightweight: 1.1 lbs. (0.50 kg)
- IP-56: Keeps out dust and water
- 2 speed reversible: Low: 200 rpm, High: 600 rpm
- Clutch torque: 2.7 to 25.7 in-lb (0.9 in-lb per stage) 21 stages
- 1/4" Hex quick change chuck
- Maximum screw driving: Wood screws 5/32" diameter x 1-1/2"
- Powerful maximum torque:  
Low speed: 39.0 in-lb, High speed: 13.3 in-lb
- Anti-slip rubber grip to maintain a better grip
- LED work light



### SPECIFICATIONS

<b>Battery</b>	3.6V Lithium-Ion
<b>Charging Time</b>	15 min Usable, 30 min Full
<b>Chuck Size</b>	1/4" Hex Quick Change
<b>Clutch Torque</b>	2.7-25.7 - IN-LB 21 Stages (0.9 IN-LB Per Stage)
<b>Speed</b>	2 Speed reversible, Low: 200RPM, High: 600RPM
<b>Torque</b>	39 IN-LB

### INCLUDES:

- (1) 3.6V Drill/Driver, (2) 3.6V Lithium-Ion Compact Batteries,
- (1) 3.6V Battery Charger

CAT NO.	UPC	DESCRIPTION
LSD-36	95940	Screwdriver / Drill - 3.6V
LBC-10B	95951	Battery Charger - 2.4-3.6V (Pt)
LBP-36	95950	Li-Ion Battery - 3.6V (Pt)



## BENDING

SAVE MONEY WITH EVERY BEND USING GREENLEE BENDERS. TRUST GREENLEE AS THE INDUSTRY STANDARD FOR BENDING STUBS, OFFSETS, SADDLES, U-BENDS IN EMT, IMC, PVC COATED AND RIGID CONDUIT.

### Contents

Electrical Benders	151
Accessory Shoe Groups	153
Hydraulic Benders	155
Hydraulic Pumps	164
Hand Benders	166
Mechanical Benders	167
PVC Heaters & Blankets	169
PVC Accessories	171
Bender Accessories	172

USA PHONE 800.435.0786  
FAX 800.451.2632

CANADA PHONE 866.384.8813  
FAX 800.524.2853

INT'L PHONE +1.815.397.7070  
FAX +1.815.397.9247



**GREENLEE**  
A Textron Company

## Bending Selection Guide

<b>RIGID</b>	<b>PG. NO.</b>	<b>1/2"</b>	<b>3/4"</b>	<b>1"</b>	<b>1-1/4"</b>	<b>1-1/2"</b>	<b>2"</b>	<b>2-1/2"</b>	<b>3"</b>	<b>3-1/2"</b>	<b>4"</b>	<b>5"</b>	<b>6"</b>	
Electric Benders	151	█												
Hydraulic Benders	155	█												
Hand Benders	166	█												
Mechanical Benders	167	█												

<b>EMT</b>	<b>PG. NO.</b>	<b>1/2"</b>	<b>3/4"</b>	<b>1"</b>	<b>1-1/4"</b>	<b>1-1/2"</b>	<b>2"</b>	<b>2-1/2"</b>	<b>3"</b>	<b>3-1/2"</b>	<b>4"</b>	<b>5"</b>	<b>6"</b>	
Electric Benders	151	█												
Hydraulic Benders	155				█									
Hand Benders	166	█												
Mechanical Benders	167		█											

<b>IMC</b>	<b>PG. NO.</b>	<b>1/2"</b>	<b>3/4"</b>	<b>1"</b>	<b>1-1/4"</b>	<b>1-1/2"</b>	<b>2"</b>	<b>2-1/2"</b>	<b>3"</b>	<b>3-1/2"</b>	<b>4"</b>	<b>5"</b>	<b>6"</b>	
Electric Benders	151	█												
Hydraulic Benders	155				█									
Hand Benders	166	█												
Mechanical Benders	167	█												

<b>PVC COATED RIGID</b>	<b>PG. NO.</b>	<b>1/2"</b>	<b>3/4"</b>	<b>1"</b>	<b>1-1/4"</b>	<b>1-1/2"</b>	<b>2"</b>	<b>2-1/2"</b>	<b>3"</b>	<b>3-1/2"</b>	<b>4"</b>	<b>5"</b>	<b>6"</b>	
Electric Benders	151	█												
Hydraulic Benders	155				█									

<b>PVC CONDUIT</b>	<b>PG. NO.</b>	<b>1/2"</b>	<b>3/4"</b>	<b>1"</b>	<b>1-1/4"</b>	<b>1-1/2"</b>	<b>2"</b>	<b>2-1/2"</b>	<b>3"</b>	<b>3-1/2"</b>	<b>4"</b>	<b>5"</b>	<b>6"</b>
PVC Heaters & Blankets	169-170	█											

\* 1818, 1818R, 555C, 555CX, 555DX can also bend Stainless Steel Rigid conduit in the same size conduit ranges as steel Rigid conduit using the Rigid shoe group.

† For Stainless Steel EMT conduit bending 855GX can bend 1"-2"; 555C, 555CX, 555DX can bend 1/2", 3/4" & 1-1/2"; and 1818 & 1818T can bend 3/4" & 1" with respective EMT shoe groups.



# ELECTRIC BENDERS

## Intellibender® Electric Conduit Bender

**NEW**  
PRODUCT

CLASSIFIED  
**UL** US  
95R7



• The 855GX is Greenlee's most advanced programmable bender

### SIMPLE. READY TO BEND IN 2 STEPS



1 ORIENT SHOES    2 SELECT ANGLE → BEND

### PRODUCTIVE. 4X FASTER SETUP<sup>1</sup>

### ACCURATE. LESS SCRAP & REWORK

Type of Conduit	Every 100 Pieces Not Scrapped <sup>2</sup>
2" Rigid	\$4382.80
2" EMT	\$1674.00

### RELIABLE. MORE UPTIME TO BEND<sup>3</sup>

#### SPECIFICATIONS

<b>Amperage Rating</b>	20 AMP GFCI-Protected Receptacle
<b>Power Source</b>	120 VAC
<b>Capacity</b>	1/2 - 2.000 IN Rigid/EMT/IMC Conduit
<b>Weight</b>	532 lbs.

CAT. NO.	UPC NO.	DESCRIPTION
855GX	12579	Bender, Electric Conduit - Programmable (120 VAC, 20A)
12582	12582	Shoe Group, 1/2" - 2" PVC Coated Rigid (855GX)

CAT. NO.	SHOE GROUP	855GX
12581	1/2" - 2" PVC Coated	✓ <sup>1</sup>
37279	1/2" - 2" PVC Coated	
12582	1/2" - 2" PVC Coated	✓
01700	1/2" - 2" PVC Coated	✓ <sup>1</sup>

<sup>1</sup> Need 13855 support roller assembly to bend 1/2" - 1-1/4" PVC coatd rigid on 855GX.

#### BENDING RADII COMBO SHOE GROUP

SHOE SIZE	INCHES	mm
1/2" EMT	4-5/16"	109.5
1/2" IMC/Rigid	4-1/4"	108.0
3/4" EMT	5-1/2"	139.7
3/4" IMC/Rigid	5-7/16"	138.1
1" EMT	7"	177.8
1" IMC/Rigid	6-15/16"	176.2
1-1/4" EMT	8-13/16"	223.8
1-1/4" IMC/Rigid	8-3/4"	222.3
1-1/2" EMT	8-3/8"	212.7
2" EMT	9-1/4"	235.0
2" IMC/Rigid	9"	228.6

<sup>1</sup>Speed claims based on timed 4-bend saddle comparisons between the 855GX and other similar benders.

<sup>2</sup>Claims based on list price of 10' long EMT and Rigid conduit.

<sup>3</sup>Solid-state electronics system rated for 1,000,000+ bends.



**VIDEO**

A PRODUCT VIDEO IS AVAILABLE, SCAN THIS QR CODE OR VISIT:

[www.youtube.com/GreenleeDEMO](http://www.youtube.com/GreenleeDEMO)



Switching the 855GX between vertical and horizontal bending configurations is simple and can be done in seconds with its unique pivoting cylinder.

## 555® CX/DX Series Electric Benders

**NEW PRODUCT**



- The 555® Series, commonly referred to as the "triple-nickel", has been completely re-engineered with a rugged exterior for the most demanding environments.

**SIMPLE. 2 SHOES CAN HANDLE 6 SIZES (1/2"-2") RIGID, EMT & IMC**

**ACCURATE. ABSOLUTE-ENCODER BASED CONTROL ON 555DX REDUCES SCRAP & REWORK**

**RELIABLE. MORE UPTIME TO BEND<sup>1</sup>**

<sup>1</sup> Solid-state electronics system rated for 1,000,000+ bends.



A PRODUCT VIDEO IS AVAILABLE, SCAN THIS QR CODE OR VISIT:  
[www.youtube.com/GreenleeDEMO](http://www.youtube.com/GreenleeDEMO)



### SPECIFICATIONS

<b>Capacity</b>	1/2" - 2" Rigid / EMT / IMC / PVC Coated
<b>Power Source</b>	120 VAC, 20 amp GFCI
<b>Weight</b>	300 lbs.

CAT NO.	UPC NO.	DESCRIPTION
555CX	12425	Bender, Electric Conduit with Standard Pendant (120 VAC, 20A)
555CXE	13972	Electric Bender, with 13930 1/2" - 2" EMT Shoe Group (120 VAC, 20A)
555CXR	12426	Electric Bender, with 28007 1/2" - 2" Rigid Shoe Group (120 VAC, 20A)
555CXRE	12427	Electric Bender, with 12580 1/2" - 2" Rigid, EMT Group (120 VAC, 20A)
555DX	12428	Bender, Electric Conduit with Digital Angle Pendant (120 VAC, 20A)
555DXE	13973	Electric Bender, with 13930 1/2" - 2" EMT Shoe Group (120 VAC, 20A)
555DXR	12429	Electric Bender, with 28007 1/2" - 2" Rigid Shoe Group (120 VAC, 20A)
555DXRE	12430	Electric Bender, with 12580 1/2" - 2" Rigid, EMT Group (120 VAC, 20A)
555DX-22	49840	Electric Bender, with Digital Angle Pendant (220 VAC, 20A)
555DXR-22	49842	Electric Bender, with 28007 1/2" - 2" Rigid Shoe Group (220 VAC, 20A)
A 28007	28007	Shoe Group, 1/2" - 2" Rigid (555 Series)
A 13930	13930	Shoe Group, 1/2" - 2" EMT (555 Series)
A 12580	12580	Shoe Group, 1/2" - 2" Rigid/EMT Combination (555 Series)
A 12581	12581	Shoe Group, 1/2" - 2" PVC Coated Rigid (555 Series)
A 13856	13856	Roller Unit, 1-1/2" - 2" IMC (555 Series) Combination Shoe (use with 12580 shoe group)
A 12583	12583	Roller Unit, 1-1/2" - 2" EMT (555 Series) Single Groove Shoes (use with 23802 and 23816 shoe groups)
A 12584	12584	Roller Unit, 1-1/2" - 2" IMC (555 Series) Single Groove Shoes (use with 26330 shoe group)

CAT NO.	SHOE GROUP	555DX	555CX	555 CLASSIC
12580	Combination 1/2" - 2" EMT/Rigid <sup>1</sup>	✓	✓	
28007	1/2" - 2" Rigid	✓	✓	✓
13930	1/2" - 2" EMT	✓	✓	
23802	1/2" - 2" EMT	✓ <sup>2</sup>	✓ <sup>2</sup>	✓
26330	1-1/2" - 2" IMC	✓ <sup>3</sup>	✓ <sup>3</sup>	✓
12581	1/2" - 2" PVC Coated	✓	✓	
37279	1/2" - 2" PVC Coated	✓	✓	✓
12582	1/2" - 2" PVC Coated	✓ <sup>4</sup>	✓ <sup>4</sup>	
01700	1/2" - 2" PVC Coated	✓ <sup>4</sup>	✓ <sup>4</sup>	

### BENDING RADII COMBO SHOE GROUP

SHOE SIZE	INCHES	mm
1/2" EMT	4-5/16"	109.5
1/2" IMC/Rigid	4-1/4"	108.0
3/4" EMT	5-1/2"	139.7
3/4" IMC/Rigid	5-7/16"	138.1
1" EMT	7"	177.8
1" IMC/Rigid	6-15/16"	176.2
1-1/4" EMT	8-13/16"	223.8
1-1/4" IMC/Rigid	8-3/4"	222.3
1-1/2" EMT	8-3/8"	212.7
2" EMT	9-1/4"	235.0
2" IMC/Rigid	9"	228.6

<sup>1</sup> Can also bend 1/2" - 1-1/4" IMC, need optional 13856 squeeze roller assembly for 1-1/2" & 2" IMC bending.

<sup>2</sup> Need optional 12583 roller unit for 1-1/2" & 2" EMT bending on 555CX & 555DX models.

<sup>3</sup> Need optional 12584 roller unit for 1-1/2" & 2" IMC bending on 555CX & 555DX models.

<sup>4</sup> Need 00946 and 13861 support roller assemblies to bend 1/2" - 2" PVC coated rigid on 555CX & 555DX.

## 555® Classic Electric Benders for Conduit and Pipe



- The 555C Classic Series features simple relay controls for easy field repairs, and compact handle design to prevent interference with conduit when bending.
- Bend 1/2" – 2" Rigid, IMC, EMT & PVC Coated Rigid.
- Shoe groups available for different combination.

### SPECIFICATIONS

<b>Capacity</b>	555RC: 1/2" - 2" Rigid and 1/2" - 1-1/4" IMC conduit 555EC: 1/2" - 2" EMT conduit
<b>Power</b>	555C Classic Series: 120 VAC; 20 amp GFCI-protected
<b>Weight</b>	555C: 260 lbs. (118 kg) 555RC: 393 lbs. (179 kg) 555EC: 476 lbs. (216 kg)


CAT. NO.	UPC NO.	DESCRIPTION
555C	06900	Classic Electric Bender power unit without bending accessories
555RC	06901	Classic Electric Bender with Shoe Group for 1/2" through 2" Rigid and 1/2" through 1-1/4" IMC conduit and pipe; includes 28007 – 1/2" - 2" Rigid Shoe Group
555EC	06902	Classic Electric Bender with Shoe Group for 1/2" through 2" EMT conduit includes 23802 – 1/2" - 2" EMT Shoe Group
<b>A</b> 37279	37279	40 MIL PVC Coated Rigid 1/2" - 2" Shoe Group (sold separately) to use with the 555 series benders

### BENDING RADII COMBO SHOE GROUP

SHOE SIZE	INCHES	mm
1/2" EMT	4-1/4"	108.0
1/2" IMC/Rigid	4-1/4"	108.0
3/4" EMT	5-3/8"	136.525
3/4" IMC/Rigid	5-7/16"	138.1
1" EMT	6-3/4"	171.45
1" IMC/Rigid	6-15/16"	176.2
1-1/4" EMT	8-3/4"	222.3
1-1/4" IMC/Rigid	8-3/4"	222.3
1-1/2" EMT	8-1/4"	209.0
1-1/2" EMT	8-9/32"	210.0
2" EMT	9-3/16"	233.0
2" IMC/Rigid	9-1/2"	241.0


## ACCESSORY SHOE GROUPS

### 1/2" - 2" EMT/Rigid Combo Shoe Group



KEY	CAT. NO.	UPC NO.	DESCRIPTION
	12580	12580	1/2" - 2" EMT/Rigid Combo Shoe Group for 555CX and 555DX models
A	13583	13583	1/2" through 1-1/4" Combi Shoes
B	13589	13589	1-1/2" through 2" Combi Shoes
C	13857	13857	EMT Combi Form Roller Assembly
D	13853	13853	1-1/2" through 2" Support Roller
E	13854	13854	1/2" through 1-1/4" Support Roller

## 1/2" – 2" Rigid Shoe Group



KEY	CAT. NO.	UPC NO.	DESCRIPTION
	28007	28007	1/2" - 2" Rigid Shoe Group
A	00571	00571	1/2" through 1-1/4" Rigid/IMC Bending Shoe
B	00936	00936	1/2" through 1-1/4" Support Roller
C	17937	17937	1-1/2" through 2" Rigid Bending Shoe
D	17984	17984	1-1/2" through 2" Support Roller

## 1/2" – 2" EMT Shoe Group



KEY	CAT. NO.	UPC NO.	DESCRIPTION
	23802	23802	1/2" - 2" EMT Shoe Group
A	17944	17944	1/2" through 1-1/4" EMT Bending Shoe
B	17986	17986	1/2" through 1-1/4" Support Roller
C	23499	23499	1-1/2" EMT Bending Shoe
D	23505	23505	2" EMT Bending Shoe
E	23541	23541	1-1/2" through 2" Roller Support Unit
	1723	23818	Metal Storage Box
	12580	12580	Shoe Group, 1/2"-2" EMT/Rigid Combo (555 Series)

## 1-1/2" – 2" IMC Shoe Group



KEY	CAT. NO.	UPC NO.	DESCRIPTION
	26330	26330	1-1/2" - 2" IMC Shoe Group
A	25263	25263	1-1/2" IMC Bending Shoe
B	25268	25268	2" IMC Bending Shoe
C	25273	25273	1-1/2" through 2" Roller Support Unit
	1723	23818	Metal Storage Box

## 40ML PVC Coated Rigid 1/2" – 2" Shoe Group




KEY	CAT. NO.	UPC NO.	DESCRIPTION
	37279	37279	40 ml PVC Coated Rigid 1/2" - 2" Shoe Group
A	00946	00946	1/2" through 1-1/4" Roller Support
B	00573	00573	1/2" through 1-1/4" Shoe
C	37281	37281	1-1/2" and 2" Shoe
D	37282	37282	1-1/2" through 2" Roller Support
	1723	23818	Metal Storage Box
	12581	12581	Shoe Group, 1/2" - 2" PVC Coated Rigid (555 Series)
	12582	12582	Shoe Group, 1/2" - 2" PVC Coated Rigid (855GX)

To use the PVC Shoe Group with 555 SB and 555 SBR benders Adapter Set 32391 is required.

# HYDRAULIC BENDERS

## Cam Track® Conduit Benders for 2-1/2" to 4" EMT, IMC and Rigid



Shown with OPTIONAL 1813 Bending Table & OPTIONAL 980 pump

- One bender to bend EMT, IMC and Rigid Conduit.
- Fast and easy setup on the jobsite.
- True One-Shot 90° bends with CT models for quick accurate bends.
- Steel reinforced follow bars for long life.
- Bend a 90° elbow in 4" Rigid conduit in 95 seconds.
- Optional 1813 Bending Table and accessories for easier operation.

### SPECIFICATIONS

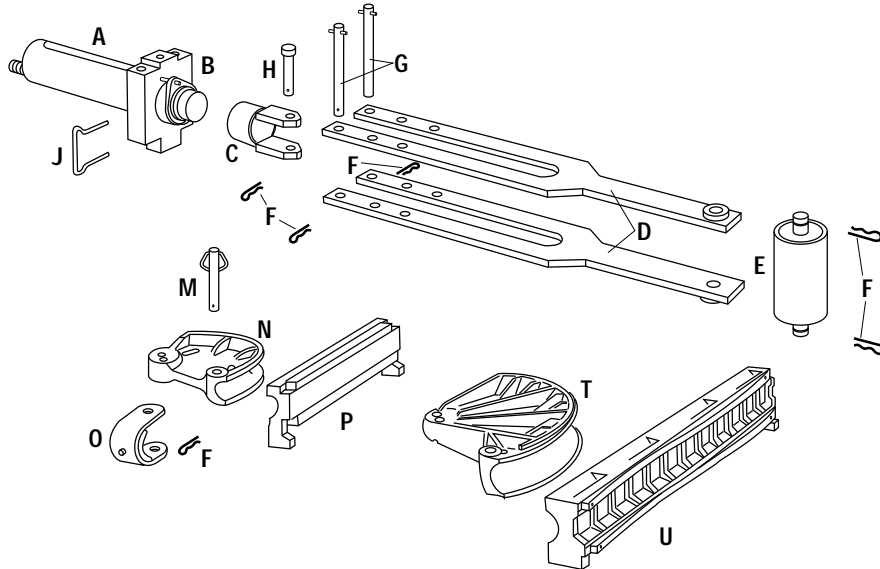
<b>Capacity</b>	2-1/2" - 4" EMT, IMC and Rigid
<b>Power Source</b>	980: 120 VAC Electric Powered Hydraulic Pump 980-22PS: 220 VAC 50/60 Cycle Electric Powered Hydraulic Pump
<b>Weight</b>	881MBT: 300 lbs. (136kg) 881CTE980: 1026 lbs. (465 kg) 881CTDE980: 999 lbs. (454 kg)

### SPECIFICATIONS

881 CT, 881 CTD, 881 BASIC			
SIZE	Centerline Radius	Shoe Group	Degree of Bend
2-1/2"	13-1/2" (342.9 mm)	27554	90
3"	16" (406.4 mm)	27555	90
3-1/2"	18-5/8" (473.1 mm)	31281	90
4"	20-7/8" (530.2 mm)	31274	90

CAT. NO.	UPC NO.	DESCRIPTION
881CT	31287	Cam Track Conduit Bender for One-Shot 90° Bends in 2-1/2", 3", 3-1/2" and 4" EMT, IMC and Rigid conduit, without hydraulic pump
881CTE980	34208	Cam Track Conduit Bender for One-Shot 90° Bends in 2-1/2", 3", 3-1/2" and 4" EMT, IMC and Rigid conduit, with 980 Electric Hydraulic Pump
881CTD	38466	Cam Track Conduit Bender for One-Shot 90° Bends in 2-1/2", 3" and 4" EMT, IMC and Rigid conduit, without hydraulic pump & 3-1/2" shoe group
881CTDE980	38467	Cam Track Conduit Bender for One-Shot 90° Bends in 2-1/2", 3" and 4" EMT, IMC and Rigid conduit, with 980 Electric Hydraulic Pump, without 3-1/2" shoe group
<b>A</b> 27554	27554	2-1/2" - One-Shot 90° EMT, IMC, Rigid Shoe Group
<b>A</b> 27555	27555	3" - One-Shot 90° EMT, IMC, Rigid Shoe Group
<b>A</b> 31281	31281	3-1/2" - One-Shot 90° EMT, IMC, Rigid Shoe Group
<b>A</b> 31274	31274	4" - One-Shot 90° EMT, IMC, Rigid Shoe Group
<b>A</b> 1813	28901	Bending Table for 881 Bender

## Cam Track® Benders and Shoe Groups



KEY	CAT. NO.	UPC NO.	DESCRIPTION	BENDERS			SHOE GROUPS			
				881BASIC	881CT	881CTD	27554	27555	31281	31274
A	27416	27416	40-Ton Hydraulic Ram with 4018GB female quick coupler. The ram includes Keys B, G, and two clips from Key F.	1	1	1				
B	27417	27417	Cylinder Block	1	1	1				
C	30309	30309	Yoke	1	1	1				
D	26309	26309	Connecting Bar Unit	2	2	2				
E	27364	27364	Roller Unit-The roller unit includes two clips from Key F	1	1	1				
F	50302	50302	Hitch Pin Clips	6	6	6				
G	27381	27381	Cylinder Block Pin Unit	2	2	2				
H	26306	26306	Yoke Pin	1	1	1				
J	26349	26349	Spring Clip (secures Yoke Unit to Ram)	1	1	1				
	11289	11289	3/8" x 6' (9.5 x 1829 mm) Hydraulic Hose with two 4033GB male quick couplers	1	1	1				
M	26624	26624	Saddle Pin Unit - includes 1 clip from Key F	1	1	1				
N	26297	26297	2-1/2" Shoe 90°		1	1	1			
P	26366	26366	2-1/2" Follow Bar 90°		1	1	1			
O	26580	26580	2-1/2" Saddle		1	1	1			
N	26300	26300	3" Shoe 90°		1	1		1		
P	35400	35400	3" Follow Bar 90°		1	1		1		
O	26584	26584	3" Saddle		1	1		1		
O	26588	26588	3-1/2" Saddle		1				1	
T	31882	31882	3-1/2" Shoe 90°		1					1
U	31881	31881	3-1/2" Follow Bar 90°		1					1
O	26594	26594	4" Saddle		1	1				1
T	31884	31884	4" Shoe 90°		1	1				1
U	31883	31883	4" Follow Bar 90°		1	1				1
	2460	23363	Steel Storage Box (not shown)	1	1	1				
	695	30239	Caster Set (not shown)	1	1	1				

## 881-MBT Mobile Bending Table for 881 Series

**NEW PRODUCT**



881-MBT



**VIDEO**

A PRODUCT VIDEO IS AVAILABLE, SCAN THIS QR CODE OR VISIT:

[www.youtube.com/GreenleeDEMO](http://www.youtube.com/GreenleeDEMO)

### SPECIFICATIONS

Weight	300 lbs. (136kg)
Weight Of Table With All Components	1326 lbs. (601.5kg)
Length Of Table	67" (1.7m)
Overall Height:	
With Pump	41" (1.04m)
Without Pump	35" (0.89m)
Overall Width	31 1/2" (0.8m)

**1- TIME SETUP.**  
**SAVE 1 HOUR WITH EVERY MOVE!**

**COMPLETE MOBILITY.**  
**MINIMIZES MATERIAL HANDLING**



- Bend conduit where needed for installation (4" x 10' Rigid conduit weighs 100 lbs.)
- Minimize repetitive lifting of bender components reducing fatigue on back.

**ON-BOARD STORAGE.**  
**BECAUSE SPACE IS A PREMIUM**

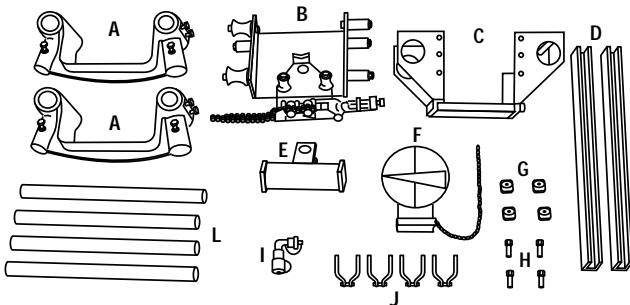
All components pin to the table, reducing component loss and for convenient transport from site to site.

CAT. NO.	UPC NO.	DESCRIPTION
881-MBT	00903	Mobile Bending Table
27554	27554	2-1/2" - One-Shot 90° EMT, IMC, Rigid Shoe Group
27555	27555	3" - One-Shot 90° EMT, IMC, Rigid Shoe Group
31281	31281	3-1/2" - One-Shot 90° EMT, IMC, Rigid Shoe Group
31274	31274	4" - One-Shot 90° EMT, IMC, Rigid Shoe Group
1813	28901	Bending Table for 881 Bender

## 1813 Table (only) for 881 Series Benders

- Converts the 881 Bender into a comfortable, bench-high machine... reduces operator fatigue, makes loading faster, easier.
- Offset and one-shot bends in all three types of conduit are made quickly and easily with consistent accuracy.
- Pipe vise holds conduit securely for accurate bends. Prevents conduit from twisting or turning during bend.
- Includes 1805 Bending Degree Protractor and metal storage box.


CAT. NO.	UPC NO.	DESCRIPTION	WEIGHT
1813	28901	Bending Table for 881 Series Bender	186 lbs (85 kg)



### PARTS

KEY	CAT. NO.	UPC. NO.	DESCRIPTION	1813/28901
A	21541	21541	Leg Support Unit	2
B	28900	28900	Carriage Unit w/vise	1
C	28885	28885	Bender Mounting Unit	1
D	29004	29004	Pump Table Support	2
E	29022	29022	Ram Positioner	1
F	1805	21318	Bending Degree Protractor	1
G	53824	53824	Pump Bracket	4
H	51185	51185	Pump Mounting Screw	4
I	29014	29014	90° Coupling Unit	1
J	53014	53014	Steel Conduit Clamp	4
L	21346	21346	Legs	4
	1531	23274	Steel Storage Box (not shown)	1
	51593	51593	Hex Nut	4
	50975	50975	Cap Screw	4
	51674	51674	Washer	4

## Flip-Top® Benders for 1-1/4" - 2" EMT, IMC and Rigid



- Choose 882 for EMT or 882CB models for EMT, IMC and Rigid Conduit.
- Simple, accurate and easy to use.
- Flip-Top hinged frame top plate opens for easy, fast loading and unloading.
- Ram travel scale and charts for accurate bends, offsets and saddles.

### SPECIFICATIONS

<b>Capacity</b>	882-1-1/4", 1-1/2" and 2" EMT 882CB-1-1/4", 1-1/2" and 2" EMT, IMC and Rigid
<b>Power Source</b>	755- Hydraulic Hand Pump 975- 120 VAC Electric Hydraulic Pump 976-22PS- 220 VAC 50/60 Cycle Electric Hydraulic Pump
<b>Weight</b>	882-141 lbs (64 kg) 882H755- 161 lbs (73 kg) 882CBH755- 217 lbs (99 kg) 882CBE975- 264 lbs (120 kg) 882E975- 195 lbs (89 kg) 882CB- 205 lbs (93 kg)

### FLIP-TOP® BENDER CENTERLINE BENDING RADII

SIZE	882, 882CB		882CB	
	EMT	RIGID	EMT	IMC
1-1/4"	7-7/32" (183.4 mm)	7-1/4" (184.2 mm)	7-1/4" (184.2 mm)	7-1/4" (184.2 mm)
1-1/2"	8-1/16" (204.8 mm)	8-1/4" (209.5 mm)	8-1/4" (209.5 mm)	8-1/4" (209.5 mm)
2"	9-5/16" (236.5 mm)	8-7/8" (225.4 mm)	8-7/8" (225.4 mm)	8-7/8" (225.4 mm)

CAT. NO.	UPC NO.	DESCRIPTION
882	15128	Flip-Top Bender for 1-1/4", 1-1/2" and 2" EMT Conduit without Hydraulic Pump
882CB	29536	Flip-Top Bender with shoes for 1-1/4", 1-1/2" and 2" EMT, IMC and Rigid Conduit without Hydraulic Pump
882CBH755	29537	Flip-Top Bender with shoes for 1-1/4", 1-1/2" and 2" EMT, IMC and Rigid Conduit with 755 Hand Hydraulic Pump
882CBE975	34202	Flip-Top Bender with shoes for 1-1/4", 1-1/2" and 2" EMT, IMC and Rigid Conduit with 975 Electric Hydraulic Pump
882H755	16460	Flip-Top Bender for 1-1/4", 1-1/2" and 2" EMT Conduit with 755 Hand Hydraulic Pump
882E975	34201	Flip-Top Bender for 1-1/4", 1-1/2" and 2" EMT Conduit with 975 Electric Hydraulic Pump
882RIG1	29948	Conversion Attachment Set - Converts 882 to 882CB by adding the shoes, follow bars and saddles for 1-1/4", 1-1/2" and 2" IMC and Rigid Conduit



**N** = NEW PRODUCT

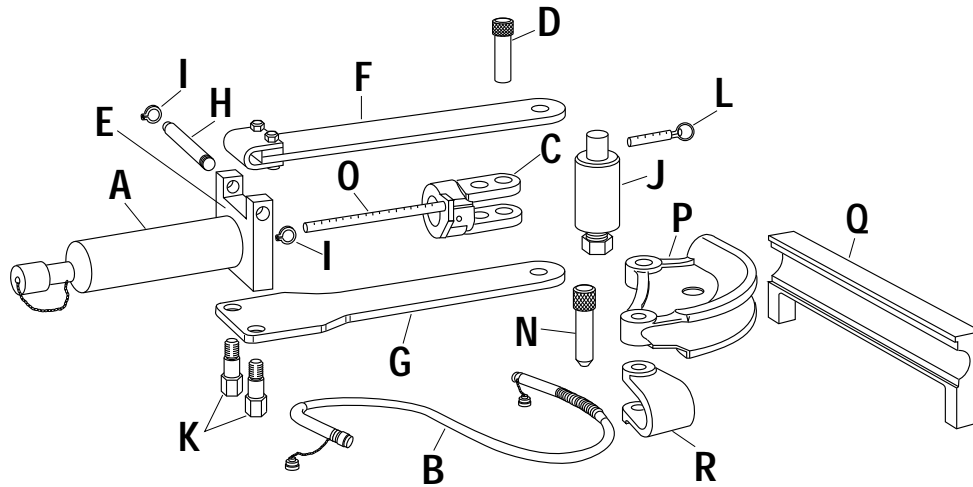
**R** = REPLACEMENT PART

**A** = ACCESSORY

**B** = BARE TOOL



# Flip-Top® Benders and Shoe Groups



KEY	CAT. NO.	UPC NO.	DESCRIPTION	BENDERS		SHOE GROUP
				882	882CB	882RIG1
A	1738	15129	12-Ton Hydraulic Ram with 4018GB female quick Coupler	1	1	
B	11289	11289	3/8" x 6' (9.5 x 1829 mm) Hydraulic Hose with two 4033GB male quick couplers	1	1	
C	15145	15145	Yoke	1	1	
D	04086	04086	Yoke Pin	1	1	
E	16563	16563	Frame Unit (includes F thru K)	1	1	
F	15136	15136	Upper Connecting Plate Unit	1	1	
G	15135	15135	Lower Connecting Plate Unit	1	1	
H	15150	15150	Hinge Pin	1	1	
I	50283	50283	Retaining Ring	2	2	
J	38778	38778	Roller Unit with pin (L)	1	1	
K	15147	15147	Anchor Stud	2	2	
L	54303	54303	Hitch Pin, 3/8 x 1-1/2	1	1	1
N	29937	29937	Saddle Pin	1		
O	50848	50848	Scale Jam Nut			
O	52867	52867	Scale O-Ring			
O	21954	21954	Scale Piston	1	1	
	1531	23274	Steel Storage Box (not shown)	1	1	
P	11146	11146	1-1/4" EMT Shoe	1	1	
Q	11126	11126	1-1/4" EMT Follow Bar	1	1	
R	11075	11075	1-1/4" EMT Saddle	1	1	
P	14287	14287	1-1/2" EMT Shoe	1	1	
Q	11107	11107	1-1/2" EMT Follow Bar	1	1	
R	11072	11072	1-1/2" EMT Saddle	1	1	
P	11132	11132	2" EMT Shoe	1	1	
Q	11089	11089	2" EMT Follow Bar	1	1	
R	14279	14279	2" EMT Saddle	1	1	
P	29474	29474	1-1/4" IMC and Rigid Shoe		1	1
Q	29477	29477	1-1/4" IMC and Rigid Follow Bar		1	1
R	29465	29465	1-1/4" IMC and Rigid Saddle		1	1
P	29470	29470	1-1/2" IMC and Rigid Shoe		1	1
Q	29472	29472	1-1/2" IMC and Rigid Follow Bar		1	1
R	29464	29464	1-1/2" IMC and Rigid Saddle		1	1
P	29466	29466	2" IMC and Rigid Shoe		1	1
Q	29468	29468	2" IMC and Rigid Follow Bar		1	1
R	29463	29463	2" IMC and Rigid Saddle		1	1



## Rigid Conduit Bender for 1-1/4" - 2" One-Shot 90°s and 2-1/2" - 4" Segment Bending



- Strong, portable pin-assembled aluminum components.
- Easy-to-use ram travel scale and bending charts.
- Conduit supports index to suit all sizes.

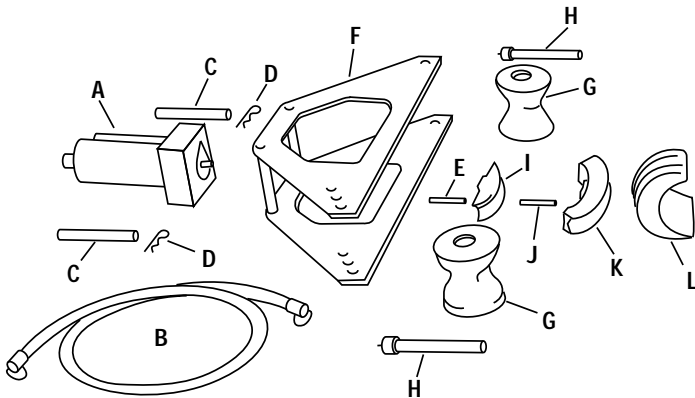
### SPECIFICATIONS

<b>Capacity</b>	1-1/4" - 4" Rigid Conduit
<b>Power Source</b>	755: Hydraulic Hand Pump 975: 120 VAC Electric Hydraulic Pump 980: 120 VAC Electric Hydraulic Pump
<b>Weight</b>	777: 164 lbs. (75 kg) 777HC755: 173 lbs. (79 kg) 777E975: 508 lbs. (231 kg)

CAT. NO.	UPC NO.	DESCRIPTION
777	16491	1-1/4" through 2" One-Shot and 2-1/2" through 4" Segment, Rigid Conduit Bender without hydraulic pump
777HC755	16470	1-1/4" through 2" One-Shot and 2-1/2" through 4" Segment, Rigid Conduit Bender with 755 Hand Hydraulic Pump
777E975	34198	1-1/4" through 2" One-Shot and 2-1/2" through 4" Segment, Rigid Conduit Bender with 975 Electric Hydraulic Pump
 1802	21257	Bending Table (Optional)
 21359	21359	Conduit Support Pin for use with 1802 Bending Table - (2) Required

### CENTERLINE BENDING RADII FOR 777 BENDERS

Rigid Shoe Size	1-1/4"	1-1/2"	2"	2-1/2"	3"	3-1/2"	4"
<b>Bending Radius-Inches</b>	7-1/4"	8-1/4"	9-1/2"	11-7/16"	13-3/4"	16"	18-1/4"
<b>Bending Radius-mm</b>	184.1	209.5	241.3	290.5	349.3	406.4	463.6



KEY	CAT. NO.	UPC NO.	DESCRIPTION	777
A	1736	13251	27-Ton Hydraulic Ram with 4018GB female quick coupler, includes Keys C thru E	1
B	11289	11289	3/8" x 6' (9.5 x 1829 mm) Hose with two 4033GB male quick couplers	1
C	13252	13252	Cylinder Head Pin Unit with Spring Clip 2725AA (Key D)	2
D	50302	50302	Spring Clip	2
E	10826	10826	Ram Pin	1
F	13232	13232	Frame Unit	1
G	13193	13193	Conduit Support	2
H	14496	14496	Conduit Support Pin	2
I	10939	10939	Small Shoe Support 1/2" thru 2"	1
J	10826	10826	Shoe Pin	1
K			90° Aluminum Bending Shoes	
	10920	10920	1-1/4" Shoe	1
	10921	10921	1-1/2" Shoe	1
	10922	10922	2" Shoe	1
L			Aluminum Segment Bending Shoes	
	13208	13208	2-1/2" Shoe	1
	13209	13209	3" Shoe	1
	13210	13210	3-1/2" Shoe	1
	13211	13211	4" Shoe	1
M	13382	13382	Steel Storage Box (not shown)	1

## Rigid Conduit Bender for 1/2", 3/4", 1", 1-1/4", 1-1/2" and 2"



- Strong, portable pin-assembled aluminum components.
- Easy-to-use ram travel scale and bending charts.
- Conduit supports index to suit all sizes.

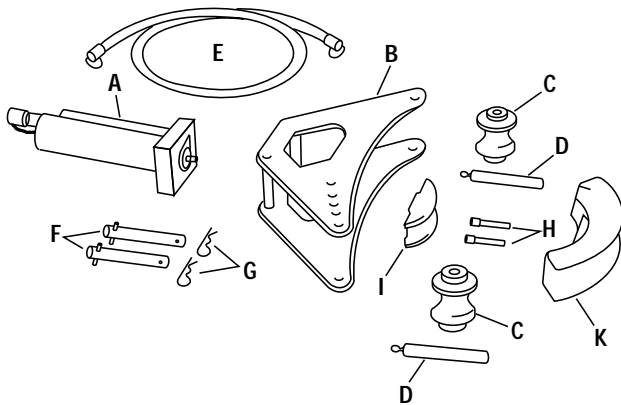
### SPECIFICATIONS

<b>Capacity</b>	880: 1" - 2" Rigid Conduit
<b>Power Source</b>	755: Hydraulic Hand Pump 975: 120 VAC Electric Hydraulic Pump 980: 120 VAC Electric Hydraulic Pump
<b>Weight</b>	880: 113 lbs. (52 kg) 880H755: 135 lbs. (61 kg) 880E975: 172 lbs. (78 kg)

CAT. NO.	UPC NO.	DESCRIPTION
880	16480	1", 1-1/4", 1-1/2" and 2" Rigid Conduit Bender without hydraulic pump
880H755	16464	1", 1-1/4", 1-1/2" and 2" Rigid Conduit Bender with 755 Hand Hydraulic Pump
880E975	34200	1", 1-1/4", 1-1/2" and 2" Rigid Conduit Bender with 975 Electric Hydraulic Pump
<b>A</b> 1802	21257	Bending Table (Optional)
<b>A</b> 21357	21357	Conduit Support Pin for use with 1802 Bending Table - (2) Required
<b>A</b> 10917	10917	1/2" Shoe (Optional)
<b>A</b> 10918	10918	3/4" Shoe (Optional)

### CENTERLINE BENDING RADII FOR 880 & 880 PVC BENDERS

Rigid Shoe Size	1/2"	3/4"	1"	1-1/4"	1-1/2"	2"
<b>Bending Radius-Inches</b>	4"	4-1/2"	5-3/4"	7-1/4"	8-1/4"	9-1/2"
<b>Bending Radius-cm</b>	10.16	11.43	14.60	18.41	20.95	24.13



KEY	CAT. NO.	UPC NO.	DESCRIPTION	880
A	747	16249	15-Ton Hydraulic Ram with 4018GB female quick coupler, includes Keys F, G and one H	1
B	03396	03396	Frame Unit	1
C	03400	03400	Conduit Support	2
D	13679	13679	Conduit Support Pin	2
E	11289	11289	3/8" x 6' (9.5 x 1829 mm) Hydraulic Hose with two 4033GB male quick couplers	1
F	15829	15829	Cylinder Head Pin Unit with Spring Clips 2725AA (Key G)	2
G	50302	50302	Spring Clips	2
H	10826	10826	Ram Pin, Shoe Pin	2
I	10939	10939	Shoe Support	1
K	10919	10919	1" Shoe - Rigid	1
K	10920	10920	1-1/4" Shoe - Rigid	1
K	10921	10921	1-1/2" Shoe - Rigid	1
K	10922	10922	2" Shoe - Rigid	1
	14909	14909	Steel Storage Box (not shown)	1

## Rigid Conduit Benders for One-Shot 90°s in 1-1/4" - 4" (5" with Segment Bending Shoe)



Shown with OPTIONAL 1802 Bending Table & OPTIONAL 980 pump

- Strong, yet lightweight, portable, pin-assembled aluminum components.
- Easy-to-use ram travel scale and charts for accurate bends.
- Make elbows, offsets and saddles.
- Both 884 and 885 bend One-Shot 90°s in 1-1/4" - 4" Rigid conduit.
- Optional shoes available to bend PVC-coated Rigid conduit.
- Optional 1802 Bending Table available for easier operation.

CAT. NO.	UPC NO.	DESCRIPTION
884	16477	1-1/4" through 4" Rigid Conduit Bender, without hydraulic pump
884E980	34209	1-1/4" through 4" Rigid Conduit Bender, with 980 Electric Hydraulic Pump
884PVC	33614	1-1/4", 1-1/2", 2", 3" and 4" PVC Coated Rigid Conduit Bender without hydraulic pump
885	16751	1-1/4" through 4" One-Shot and 5" Segment Rigid Conduit Bender, without hydraulic pump
885E980	34210	1-1/4" through 4" One-Shot and 5" Segment Rigid Conduit Bender, with 980 Electric Hydraulic Pump
1802	21257	Bending Table (Optional)

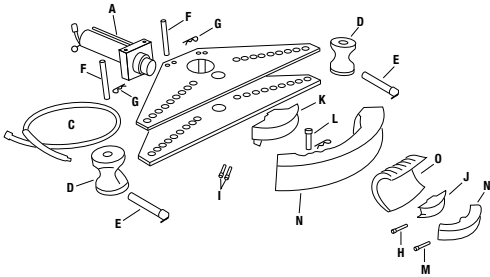


Shoes for 40 mil PVC Coated Rigid Conduit on page 154.

### SPECIFICATIONS

Capacity	Weight
884: 1-1/4" - 4" Rigid conduit.	884: 421 lbs. (191 kg)
884PVC: 1-1/4" - 4" 40 mil PVC Coated Rigid Conduit	884E980: 494 lbs. (225 kg)
885: 1-1/4" - 5" Rigid Conduit	884PVC: 388 lbs. (176 kg)
<b>Power Source</b>	885: 449 lbs. (204 kg)
980: 120 VAC Electric Powered Hydraulic Pump	885E980: 527 lbs. (239 kg)
980-22PS: 220 VAC 50/60 Cycle Electric Powered Hydraulic Pump	

## Rigid Conduit Benders for One-Shot 90°s in 1-1/4" - 4" (5" with Segment Bending Shoe)



### 884 & 885 CENTERLINE BENDING RADII

SIZE	Rigid	SIZE	PVC Rigid
1-1/4"	7-1/4" (184.1 mm)	1-1/4"	7-1/4" (184.1 mm)
1-1/2"	8-1/4" (209.5 mm)	1-1/2"	8-1/4" (209.5 mm)
2"	9-1/2" (241.3 mm)	2"	9-1/2" (241.3 mm)
2-1/2"	12-1/2" (317.5 mm)	2-1/2"	11-7/16" (290.5 mm)
3"	15" (381 mm)	3"	13-3/4" (349.3 mm)
3-1/2"	17-1/2" (444.5 mm)	3-1/2"	16" (406.4 mm)
4"	20" (508 mm)	4"	18-1/4" (463.5 mm)
5"	25" (635 mm)		
	(885 only)		

KEY	CAT. NO.	UPC NO.	DESCRIPTION	884	884PVC	885
A	1737	16752	27-Ton Hydraulic Ram with 4018GB female quick coupler, includes Keys F thru I.	1	1	1
C	11289	11289	3/8" x 6' (9.5 x 1829 mm) Hydraulic Hose with two 4033GB male quick couplers	1	1	1
D	15671	15671	Conduit Support	2		2
	33454	33454	Conduit Support (not shown)		2	
E	16747	16747	Conduit Support pin	2	2	2
F	16753	16753	Cylinder Head Pin Unit with Spring Clip 2725AA	2	2	2
G	50302	50302	Spring Clip	2	2	2
H	25184	25184	Ram Pin	1	1	1
I	10946	10946	Large Ram Pin	2	2	2
J	10939	10939	Small Shoe Support (1/2" through 2")	1	1	1
K	16741	16741	Large Shoe Support (2-1/2" through 4")	1	1	1
L	10963	10963	Large Shoe Pin	1	1	1
M	10826	10826	Small Shoe Pin	1	1	1
	2050	19811	Steel Storage Box (not shown)	1	1	1
	10920	10920	1-1/4" Shoe - Rigid	1		1
N	10921	10921	1-1/2" Shoe - Rigid	1		1
N	10922	10922	2" Shoe - Rigid	1		1
N	10923	10923	2-1/2" Shoe - Rigid	1		1
N	10924	10924	3" Shoe - Rigid	1		1
N	10925	10925	3-1/2" Shoe - Rigid	1		1
N	14265	14265	4" Shoe - 20" centerline radius - Rigid	1		1
N	15669	15669	5" Shoe - Rigid			1
O	33459	33459	1-1/4" Shoe - PVC		1	
N	33463	33463	1-1/2" Shoe - PVC		1	
N	33462	33462	2" Shoe - PVC		1	
N	34340	34340	3" Shoe - PVC		1	
N	34344	34344	4" Shoe - PVC		1	
N	34329	34329	7/8" Wrench (not shown)		1	

## Accessories for Bending 40 Mil PVC-Coated Rigid Conduit for 880 and 884 Benders



- Special size shoes and supports for bending 40 mil PVC-Coated Rigid conduit.
- Two conduit supports to fit your bender are required. Shoes for 1-1/2" or larger have a cam device to force the conduit out of the shoe after bending. This requires a wrench to turn the cam.

### BENDERS / PARTS

CAT. NO.	UPC NO.	DESCRIPTION
884PVC	33614	An 884 Bender with shoes, supports and wrench for bending 1-1/4", 1-1/2", 2", 3" and 4" 40 mil PVC Coated Rigid conduit. In a steel storage box. (See 884 Conduit Bender for details)

### SHOE UNITS

#### 40 MIL PVC COATED RIGID SIZE

SIZE	CAT. NO.	UPC NO.	DESCRIPTION
1/2"	33456	33456	Shoe Unit 4" (101.6 mm) Centerline Radius
3/4"	33457	33457	Shoe Unit 4-1/2" (114.3 mm) Centerline Radius
1"	33458	33458	Shoe Unit 5-3/4" (146.1 mm) Centerline Radius
1-1/4"	33459	33459	Shoe Unit 7-1/4" (184.2 mm) Centerline Radius
1-1/2"	33463	33463	Shoe Unit 8-1/4" (209.6 mm) Centerline Radius
2"	33462	33462	Shoe Unit 9-1/2" (241.3 mm) Centerline Radius
2-1/2"	34321	34321	Shoe Unit 11-7/16" (290.5 mm) Centerline Radius
3"	34340	34340	Shoe Unit 13-3/4" (349.3 mm) Centerline Radius
3-1/2"	34342	34342	Shoe Unit 16" (406.4 mm) Centerline Radius
4"	34344	34344	Shoe Unit 18-1/4" (463.6 mm) Centerline Radius
—	33455	33455	880 Conduit Support – 2 Required
—	33454	33454	884 Conduit Support – 2 Required
—	34329	34329	7/8" Wrench. Use with 1-1/2" and larger shoes

## Bending Table (only) for 777, 880, 884 and 885 Rigid Conduit Benders

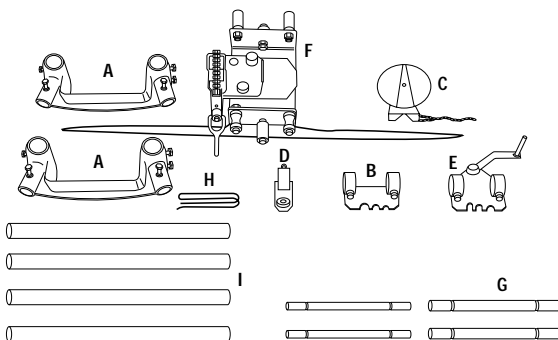


Typical setup with bender (see note)  
Shown with 884 Bender and 980 Pump

- Make bending easier, faster and more accurate.
- Insert conduit to be bent in chain vise, tighten. Turn handle to move the chain vise and position conduit for bending.
- Use the Bending Degree Protractor and the movable chain vise to advance conduit while making segment and other multi-shot large sweep bends.
- Includes 1805 Bending Degree Protractor and metal storage box.

CAT. NO.	UPC NO.	DESCRIPTION
1802	21257	Bending Table - includes pipe support pins for 884 or 885 Benders
<b>A</b> 21359	21359	Pipe support Pin for use with 777, 883 and 883-4 Benders, two (2) are required (Optional)
<b>A</b> 21357	21357	Pipe Support Pin for use with 880 Bender, two (2) are required (Optional)

NOTE: To complete setup as shown two 10-foot (3.04 m) lengths of 2" Rigid conduit and Bender are required (purchased separately).



KEY	CAT. NO.	UPC NO.	DESCRIPTION	1802
A	21541	21541	Leg Support Unit	2
B	21545	21545	Bender Bracket Unit	1
C	1805	1805	Bending Degree Protractor	1
D	21542	21542	Chain Idler Unit	1
E	21543	21543	Crank Bracket Unit	1
F	21544	21544	Pipe Vise Unit	1
G	21360	21360	Pipe Support Pin –	1
			1-1/2" for 884 and 885 Bender	2
H	21413	21413	Chain Extension Kit	1
I	21346	21346	Legs	4
	1531	23274	Steel Storage Box (not shown)	1

### SPECIFICATIONS

Capacity	777, 880, 883, 884 and 885 Benders
Weight	180 lbs. (82 kg)

## Chain-Type Pipe Vise



- Use with a wide range of sizes of pipe or conduit.
- Built-in pipe rest.
- To prevent marring of plastic or plastic coated pipe, vise jaws can be rotated with smooth side up. Use serrated side for harder materials.
- Chain design holds pipe securely to prevent it from twisting or turning during threading.

### SPECIFICATIONS

<b>Capacity</b>	1/8" - 5" (3.2 mm x 127 mm) pipe
<b>Weight</b>	17 lbs. (7.7 kg)

CAT. NO.	UPC NO.	DESCRIPTION
467	27318	Chain-Type Pipe Vise

# HYDRAULIC PUMPS

## High-Pressure Hydraulic Hand Pump



- Portable and powerful, for use with Greenlee Benders.
- Versatile, operates in any position.
- Steel pump body and handle with rubber grip.
- Wide base for stability.
- Mounting holes for permanent positioning.
- Includes 3/8" (9.5 mm) female hydraulic connector and dust cap.

### SPECIFICATIONS

<b>Operation</b>	Manual – Hand
<b>Capacity</b>	10,000 psi (700 bar), .161 in. (26 mm.) per stroke
<b>Length</b>	25-1/2" (648 mm)
<b>Width</b>	7" (178 mm)
<b>Height</b>	6" (152 mm)

CAT. NO.	UPC NO.	DESCRIPTION	WEIGHT	
			LBS.	kg
755	15677	High-Pressure Hydraulic Hand Pump	18	8.2
 18272	18272	Seal Kit		

NOTE: See page 100 to select the proper hydraulic hose for this pump.

## Hand-Operated Hydraulic Pump



- Two-speed hydraulic pump. Ideal for use with remote cutting and crimping tools.
- Compact and lightweight – easy to move around jobsites.
- Solid base with wide legs provides for good stability during operation.
- Built-in carrying handle.
- Large, easy-to-grasp, retraction wheel.
- Equipped with 3/8" female screw-type hydraulic coupler.

### SPECIFICATIONS

<b>Max output pressure</b>	10,000 psi (700 bar)
<b>Useable oil capacity</b>	0.75 quart (0.74 liter)
<b>1st stage oil volume (200 psi)</b>	0.82 cu in/stroke
<b>2nd stage oil volume (10,000 psi)</b>	0.16 cu in/stroke
<b>Length (including coupler)</b>	25" (635 mm)
<b>Width</b>	5-5/8" (143 mm)
<b>Height</b>	5-1/2" (140 mm)

CAT. NO.	UPC NO.	DESCRIPTION	WEIGHT	
			LBS.	kg
7475H	07475	Hand-Operated Hydraulic Pump	18	8.2
 07829	07829	Seal Kit		

NOTE: See page 100 to select the proper hydraulic hose for this pump.

## Electric Hydraulic Pump



- Useable oil volume: 3 quarts (2.8 liters).
- For use with Greenlee 2" capacity benders.
- Automatic or manual ram-return selector valve provides more control from the pendant switch.
- Molded enclosure protects pump, motor and circuitry in tough working environments.
- Use with single-hose hydraulic systems with spring-return rams.

### SPECIFICATIONS

<b>Operation</b>	120 VAC 1/2 HP (.375 kW)
<b>Capacity</b>	10,000 psi (700 bar); 250 inch <sub>3</sub> (4 L) per minute rapid advance; 18 inch <sub>3</sub> (.32 L) per minute at full pressure
<b>Length</b>	12" (305 mm)
<b>Width</b>	10" (254 mm)
<b>Height</b>	15-1/2" (394 mm)

CAT. NO.	UPC NO.	DESCRIPTION	WEIGHT	
			LBS.	kg
975	33516	Electric Hydraulic Pump	51	23
<b>R</b> 34369	34369	Seal Kit		

NOTE: See page 100 to select the proper hydraulic hose for this pump.

## Electric Hydraulic Pump



- Useable oil volume: 6 quarts (5.7 liters).
- For use with all Greenlee benders.
- Handy pendant advance control on 980 and 980-22PS.
- Low voltage pendant coupled to solid state motor controls eliminates contact arcing for greater reliability and longer life.
- Automatic or manual ram return selector valve provides more control from the pendant switch.
- Molded enclosure protects pump, motor and circuitry in tough working environments.
- Use with single-hose hydraulic systems with spring-return rams.

### SPECIFICATIONS

<b>Operation</b>	980 – 120 VAC 1-1/2 Hp (1.12 kW) 980-22PS – 220 VAC 50Hz 1-1/2 Hp (1.12 kW)
<b>Capacity</b>	10,000 psi (700 bar); 250 inch <sub>3</sub> (4 L) per minute rapid advance; 54 inch <sub>3</sub> (.9 L) per minute at full pressure
<b>Length</b>	12" (305 mm)
<b>Width</b>	12" (305 mm)
<b>Height</b>	17-1/2" (445 mm)

CAT. NO.	UPC NO.	DESCRIPTION	WEIGHT	
			LBS.	KG
980	33515	Electric Hydraulic Pump with Pendant	71	32
980-22	36314	Electric Hydraulic Pump	71	32
980-22PS	36313	Electric Hydraulic Pump with Pendant Switch	71	32
<b>R</b> 34369	34369	Seal Kit		

Note: 980-22 is 220V pump only, no control switch

NOTE: See page 100 to select the proper hydraulic hose for this pump.

## Hydraulic Oil



- Greenlee-approved hydraulic oil.
- Specially compounded for use with Greenlee hydraulic equipment.
- Refinery-filtered to give you the finest oil available.

CAT. NO.	UPC NO.	DESCRIPTION	WEIGHT	
			LBS.	KG
4016 GB	51059	Hydraulic Oil – 1 Gallon (3.8 l)	8.5	3.9
4017 GB	50806	Hydraulic Oil – 1 Quart (.9 l)	2.25	1.02

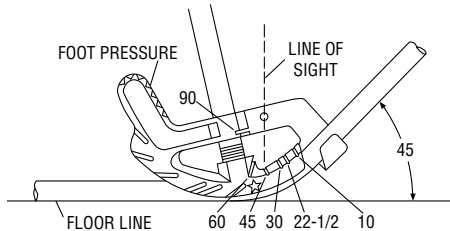
NOTE: For best operation of your Greenlee hydraulic-powered equipment, use Greenlee hydraulic oil only. (Do not use hydraulic brake fluid, shock absorber fluid, alcohol, glycerine, castor oil or other non-specified fluid—as they reduce performance and can cause damage to pumps and equipment.) Use of improper fluids waives the guarantee on Greenlee hydraulic equipment.

# HAND BENDERS

## SITE-RITE® Hand Benders for 1/2"-1 1/4" EMT and 1/2"-1" Rigid/IMC conduit



SITE-RITE® Aluminum Heads  
840A, 841A, 842A, 843A



- Superior, patented Site-Rite® sighting system featuring cast-in, readable markings on the bender heads and a finish that provides for the best visibility in low-light.
- Choice of aluminum or iron alloy construction provides options depending on the user's preference for feel and weight.
- Strong, stable square hook design.
- 1-1/2" bender heads both offer the power pedal feature with a larger foot area on the head for greater control, stability and leverage.
- 1/2", 3/4" & 1" bender heads all have enlarged foot pedals and increased toe room to ensure greater control, stability and leverage.
- All the bender handles are a consistent diameter, offering a bigger grip area, while still straight up and down for fast 30 degree bends.
- Lifetime Limited Warranty.

**SPECIFICATIONS**

EMT	Rigid IMC	Centerline Radll	Aluminum	Iron
1/2"		4-3/16" (106.5 mm)	840A, 840AH	840F, 840FH
3/4"	1/2"	5-1/8" (130.2 mm)	841A, 841AH	841F, 841FH
1"	3/4"	6-1/2" (165.1 mm)	842A, 842AH	842F, 842FH
1-1/4"	1"	9-5/8" (244.5 mm)	843A	843F

CAT. NO.	UPC NO.	DESCRIPTION	WEIGHT
840A	12810	Aluminum Hand Bender Head for 1/2" EMT	1.4 lbs.(0.7 kg)
841A	12838	Aluminum Hand Bender Head for 3/4" EMT, 1/2" Rigid/IMC	2.1 lbs. (0.9 kg)
842A	12839	Aluminum Hand Bender Head for 1" EMT, 3/4" Rigid/IMC	3.5 lbs. (1.6 kg)
843A	12524	Aluminum Hand Bender Head for 1-1/4" EMT, 1" Rigid/IMC	8.3 lbs. (3.8 kg)
840AH	12676	Aluminum Hand Bender Head with Handle for 1/2" EMT*	5.5 lbs. (2.5 kg)
841AH	12677	Aluminum Hand Bender Head with Handle for 3/4" EMT, 1/2" Rigid/IMC*	6.4 lbs. (2.9 kg)
842AH	12678	Aluminum Hand Bender Head with Handle for 1" EMT, 3/4" Rigid/IMC*	11 lbs. (5 kg)
840F	12831	Iron Hand Bender Head for 1/2" EMT 1	3.1 lbs. (1.4 kg)
841F	12832	Iron Hand Bender Head for 3/4" EMT, 1/2" Rigid/IMC	4.3 lbs. (2.0 kg)
842F	12833	Iron Hand Bender Head for 1" EMT, 3/4" Rigid/IMC	7.2 lbs. (3.3 kg)
843F	12834	Iron Hand Bender Head for 1-1/4" EMT, 1" Rigid/IMC	16.2 lbs. (7.3 kg)
840FH	12835	Iron Hand Bender Head with Handle for 1/2" EMT*	7 lbs. (3.2 kg)
841FH	12836	Iron Hand Bender Head with Handle for 3/4" EMT, 1/2" Rigid/IMC*	9 lbs. (4.1 kg)
842FH	12837	Iron Hand Bender Head with Handle for 1" EMT, 3/4" Rigid/IMC*	15 lbs. (6.8 kg)
84H1	12689	Handle for 1/2" & 3/4" Aluminum or Iron Hand Bender Heads	4.5 lbs. (2.0 kg)
84H2	12690	Handle for 1" Aluminum or Iron Hand Bender Heads	7.3 lbs. (3.3 kg)
84H3	12691	Handle for 1-1/4" Aluminum or Iron Hand Bender Heads	11.5 lbs. (5.2 kg)

## HICKEYS with Welded Handles for 1/2" - 1" Rigid conduit



- Heavy-duty cast steel head.
- Welded steel handle.
- Bend tight radius stub-ups.

CAT. NO.	UPC NO.	DESCRIPTION	WEIGHT
508	18102	Hickey for 1/2" Rigid	6.9 lbs. (3.1 kg).
512	18103	Hickey for 3/4" Rigid	8 lbs. (3.6 kg).
516	18104	Hickey for 1" Rigid	13 lbs. (5.9 kg)



## Little Kicker® Offset Bender



- Bends offsets in one easy operation. Insert conduit, depress handle, release and remove conduit.
- Makes identical offsets every time for wall mounted boxes with exposed conduit.
- Creates offset that matches the knockout in box.
- Maximum offset of .56" (9/16).

### SPECIFICATIONS

<b>Capacity</b>	1810 – 1/2" EMT
	1811 – 3/4" EMT
<b>Weight</b>	1810 – 8.75 lbs. (4 kg)
	1811 – 8.50 lbs. (3.9 kg)

CAT. NO.	UPC NO.	DESCRIPTION
1810	13815	Offset Bender for 1/2" EMT
1811	14159	Offset Bender for 3/4" EMT

# MECHANICAL BENDERS

## Mechanical Benders for IMC and Rigid Conduit



- Ratchet action for increased leverage.
- Bypass the ratchet for fast, direct bending on smaller sizes.
- Heavy-duty welded construction for long, reliable service.
- Built-in bending degree indicator and easy to use bending charts for accurate, consistent bends.
- Does not include handle.

CAT. NO.	UPC NO.	DESCRIPTION
1800	24400	Mechanical Bender for 1/2", 3/4", 1" IMC and Rigid conduit
1800G1	24401	Mechanical Bender without undercarriage, for bench or truck bed mounting. Bends 1/2", 3/4", 1" IMC and Rigid conduit
1801	24753	Mechanical Bender for 1-1/4", 1-1/2" IMC and Rigid conduit
<b>R</b> 08429	08429	Undercarriage Unit for 1800 and 1801
<b>R</b> 19988	19988	Wheel, Non-flat

Use a 5' (1.5 m) length of 1" Rigid conduit for the handle.


### SPECIFICATIONS

<b>Capacity</b>	1800, 1800G1 – 1/2", 3/4" and 1" IMC and Rigid.
	1801, – 1-1/4" and 1-1/2" IMC and Rigid
<b>Weight</b>	1800 – 81 lbs. (36.7 kg)
	1800G1 – 48 lbs. (21.8 kg)
	1801 – 104 lbs. (47.2 kg)

### CENTERLINE BENDING RADII

<b>1800, 1800G1</b>	1/2" Rigid conduit 2-5/8" (66.7 mm)
	3/4" Rigid conduit 4-5/8" (117.5 mm)
	1" Rigid conduit 5-7/8" (149.2 mm)
<b>1801</b>	1-1/4" Rigid conduit 8-1/16" (204.8 mm)
	1-1/2" Rigid conduit 9-11/16" (246.1 mm)

## Mechanical Benders for EMT, IMC, Rigid and Aluminum Conduit



- Bends a wide variety of types and sizes of conduit.
- Durable ratchet mechanism for easy bending.
- Bypass the ratchet for fast, direct bending on smaller sizes.
- Bending degree indicator and charts for fast, easy, accurate bending.
- All shoe and bending accessories can be mounted to the frame unit and secured with a chain and lock.
- Heavy-duty undercarriage with wheels.
- Does not include handle.

### SPECIFICATIONS

<b>Capacity</b>	EMT: 3/4" - 2"	STAINLESS STEEL RIGID:
	RIGID: 1/2" - 1-1/2"	1/2" - 1-1/2"
	IMC: 1/2" - 1-1/4"	STAINLESS STEEL EMT:
<b>Weight</b>	ALUMINUM RIGID: 1/2" - 1-1/2"	3/4" - 1"
	1818 - 250 lbs. (114 kg)	
	1818T - 217 lbs. (99 kg)	
	1818R - 185 lbs. (84 kg)	

CAT. NO.	UPC NO.	DESCRIPTION
1818	22192	Mechanical Bender for 3/4" through 2" EMT conduit, 1/2" through 1-1/4" IMC conduit and 1/2" through 1-1/2" Rigid steel, aluminum and stainless steel conduit
1818R	20231	Mechanical Bender for 1/2" through 1-1/4" IMC conduit and 1/2" through 1-1/2" Rigid steel, aluminum and stainless steel conduit
1818T	20232	Mechanical Bender for 3/4" through 2" EMT conduit and 3/4" & 1" stainless steel EMT
08429	08429	Under Carriage Assembly
1818G1	22220	Basic Bender and Carriage Assembly (No Shoes)
19988	19988	Wheel, Non-flat

KEY	CAT. NO.	UPC NO.	DESCRIPTION	BENDERS				SHOE GROUPS*		
				1818	1818R	1818T	1818G1	36905	36906	36907
A	1818G1	22220	Basic Bender and Carriage Assembly (No Shoes)	1	1	1	1			
B	36697	36697	Roller Pin Unit	1	1	1		1	1	1
C	18681	18681	Cushioned Roller Unit	1	1	1		1	1	1
D	18827	18827	1/2, 3/4 & 1" Rigid/IMC Shoe Unit	1	1			1	1	
E	18828	18828	1-1/4" Rigid/IMC; 1-1/2" Rigid Shoe Unit	1	1			1	1	
G	18830	18830	3/4 & 1" EMT Shoe Unit	1		1		1		1
H	18831	18831	1-1/4 & 1-1/2" EMT Shoe Unit	1		1		1		1
I	18642	18642	1-1/4 & 1-1/2" EMT Follow Bar	1		1		1		1
J	18832	18832	2" EMT Shoe Unit	1		1		1		1
K	18636	18636	2" EMT Follow Bar	1		1		1		1
L	36296	36296	Roller Follow Bar Guide	1		1		1		1
N	18772	18772	Retainer Clip	1	1	1		1	1	1
O	19988	19988	Wheel, Non-flat	2	2	2				
F	18829	18829	2" Rigid Aluminum Shoe Unit					OPTIONAL		
	1723	23818	Steel Storage Box For Shoe Units					OPTIONAL		

\*SHOE GROUPS Reference chart for ordering bending accessories.

### CENTERLINE BENDING RADII

SHOE SIZE	INCHES	mm
1/2" Rigid/IMC	2-21/32"	67.5
3/4" Rigid/IMC	4-5/8"	117.5
3/4" EMT	5-3/32"	129.4
1" Rigid/IMC	5-7/8"	149.2
1" EMT	6-13/32"	162.7
1-1/4" Rigid/IMC	7-3/8"	187.3
1-1/4" EMT	8-9/32"	210.3
1-1/2" Rigid	9"	228.6
1-1/2" EMT	8-9/32"	210.3
2" EMT	9-3/16"	233.4
2" Aluminum	10-15/32"	265.9

# PVC HEATERS & BLANKETS

## PVC Bending Equipment Selection Guide

### PVC HEATING

CAT. NO. – DESCRIPTION	PAGE NO.	1/2"	3/4"	1"	1-1/4"	1-1/2"	2"	2-1/2"	3"	3-1/2"	4"	5"	6"
<b>BLANKETS</b>													
860-1-1/2 PVC Heating Blanket	169	✓	✓	✓	✓	✓							
860-3 PVC Heating Blanket	169						✓	✓	✓				
860-4 PVC Heating Blanket	169									✓	✓		
<b>HEATERS</b>													
849 PVC Heater	170	✓	✓	✓	✓	✓	✓						
851 PVC Heater	170	✓	✓	✓	✓	✓	✓	✓	✓	✓	✓		
847 / 848 PVC Heater	170	✓	✓	✓	✓	✓	✓	✓	✓	✓	✓	✓	✓

### PVC Heating Blankets for up to 4", All Schedules



- Make bends, offsets or saddles in PVC fast and easy.
- Easy to use: wrap blanket around PVC, secure with hook and loop strap. Built-in stiffeners help keep the blanket tight to the PVC surface. Remove blanket and form bend by hand.
- Controlled, even heating for uniform bending.
- Heavy-duty cord and thermostat for long life.
- Temperature over 300° F (149° C).

#### SPECIFICATIONS

	860-1-1/2	860-3	860-4
<b>Capacity</b>	Up to 1-1/2" PVC All Schedules	2" - 3" PVC All Schedules	3-1/2" - 4" PVC All Schedules
<b>Power Source</b>	120 VAC	120 VAC	120 VAC
<b>Size</b>	13" x 8-1/4" (330.2 x 209.6 mm)	30" x 13-1/4" (762.0 x 336.6 mm)	38" x 16-1/4" (965.2 x 412.8 mm)
<b>Weight</b>	1.7 lbs. (.8 kg)	3.3 lbs. (1.5 kg)	4.9 lbs. (2.2 kg)
<b>Wattage</b>	800	800	1300

CAT. NO.	UPC NO.	DESCRIPTION
860-1-1/2	31486	PVC Heating Blanket for up to 1-1/2"
860-3	31487	PVC Heating Blanket for 2"-3"
860-4	31488	PVC Heating Blanket for 3-1/2" and 4"

## Electric PVC Heater for 1/2" - 2", All Schedules



120 VAC  
20 AMP

- Easy to use: preheat for 10 minutes, insert PVC, rotate until pliable, remove and form bend.
- Sturdy double wall metal with fiberglass insulation and reflective interior for fast, even heat.
- Full length door for easy PVC loading and removal.
- Other features include on/off switch, pilot light and carrying handle.
- Heats 24" Long section of pipe.

### SPECIFICATIONS

<b>Capacity</b>	1/2" - 2" PVC All Schedules
<b>Power Source</b>	120 VAC 20 Amp or 3000 Watt Generator
<b>Weight</b>	15 lbs. (6.8 kg)

CAT. NO.	UPC NO.	DESCRIPTION
849	27395	Electric PVC Heater for 1/2" - 2"
27811	27811	Calrod Heating Element

## Electric PVC Heater for 1/2" - 4", All Schedules



120 VAC  
20 AMP

- Easy to use: preheat for 10 minutes, open lid and position PVC, close lid, rotate until pliable, open lid, remove PVC and form bend.
- Heavy-duty, insulated metal walls and cover with reflective interior for efficient, even heat.
- Full-length door for easy loading and unloading.
- On/off switch with indicator light.
- Sturdy wheels for easy mobility.
- Use two units in tandem to heat large sweep bends.
- Heats 50" Long section of pipe.

### SPECIFICATIONS

<b>Capacity</b>	1/2" - 4" PVC All Schedules
<b>Power Source</b>	120 VAC 20 Amp or 3600 Watt Generator
<b>Length</b>	52" (1321 mm)
<b>Weight</b>	53 lbs. (24 kg)
<b>Wattage</b>	2300

CAT. NO.	UPC NO.	DESCRIPTION
851	35577	Electric PVC Heater for 1/2" - 4"
35592	35592	Calrod Heating Element

See below for 2" - 4" PVC plugs or 859-4 Plug Set.

## Electric PVC Heater for 1/2" - 6", All Schedules



230 VAC  
30 AMP

- Easy to use: preheat for 10 minutes, open lid and position PVC, close lid, rotate until pliable, open lid, remove PVC and form bend. 848 model has motorized rotation.
- Heavy-duty metal construction with reflective interior for fast, efficient heating.
- Has heating chart, timer, and on/off switch with indicator light for added convenience.
- Double doors with piano hinges allow heating shorter lengths with one door open.
- Sturdy wheels for easy mobility.
- Heats 65" Long section of pipe.

### SPECIFICATIONS

<b>Capacity</b>	1/2" - 6" PVC All Schedules
<b>Power Source</b>	230 VAC 30 AMP or 7000 Watt Generator
<b>Length</b>	71" (1803 mm)
<b>Weight</b>	847 - 78 lbs. (36 kg) 848 - 80 lbs. (37 kg)
<b>Wattage</b>	6600

CAT. NO.	UPC NO.	DESCRIPTION
847	30866	Electric PVC Heater for 1/2"-6" All Schedules
848	30867	Electric PVC Heater with Motorized PVC Rotation for 1/2"-6" All Schedules
31092	31092	Motorized PVC rotation kit for 847
857	31093	PVC Roller Support (Optional)
30908	30908	Calrod Heating Element

# PVC ACCESSORIES

## PVC Plugs and Plug Set



- Use with PVC Heating Blankets or Electric Heaters to plug the ends of the PVC being heated. The trapped air will help keep the PVC from collapsing while forming the bend.
- Use on Schedule 40 and 80 PVC.
- Available in 2" - 4" set or individual sizes 2" - 6". Order two, one for each end of the PVC.

### SPECIFICATIONS

Capacity	2" - 6" PVC Schedules 40 and 80
Weight	859-4 - 8 lbs. (3.6 kg)
	30976 - .3 lbs. (0.2kg)
	30977 - .4 lbs. (0.2 kg)
	30978 - .4 lbs. (0.2 kg)
	30979 - .6 lbs. (3.6 kg)
	30980 - 1lbs. (0.5 kg)
	30981 - 1.3 lbs. (0.6 kg)

CAT. NO.	UPC NO.	DESCRIPTION
859-4	35740	PVC Plug Set for 2" - 4". Includes 2 each of 2", 2-1/2", 3" and 4" plugs and carrying case. Case has a place for optional 5" and 6" sizes.
<b>R</b> 30976	30976	2" PVC Plug
<b>R</b> 30977	30977	2-1/2" PVC Plug
<b>R</b> 30978	30978	3" and 3-1/2" PVC Plug
<b>R</b> 30979	30979	4" PVC Plug
<b>R</b> 30980	30980	5" PVC Plug
<b>R</b> 30981	30981	6" PVC Plug
<b>R</b> 31228	31228	Plastic Carrying Case

## PVC Cutter



- Cuts 3/4" schedule 40 PVC
- Cuts 1/8" - 1-3/8" (3-35mm) O.D. flexible plastic pipe
- Diecast aluminum alloy body for added strength and blade guide for square cuts.
- Reversible blade for twice the life.
- Handle latch for safety.

### SPECIFICATIONS

Capacity	Up through 1-3/8" O.D. Flexible Plastic Pipe
Weight	0.36 lbs. (0.16 kg)

CAT. NO.	UPC NO.	DESCRIPTION
862	89806	Plastic Pipe Cutter

## PVC Cutter for up to 1-1/4"



- Ratchet action for fast, easy cutting.
- Heat-treated, replaceable steel blade for long cutting life.
- Rugged metal alloy frame for durability.

### SPECIFICATIONS

Capacity	Up thru 1-1/4" PVC
Weight	0.8 lbs. (0.4 kg)

CAT. NO.	UPC NO.	DESCRIPTION
864	04253	PVC Cutter for up to 1-1/4"
<b>R</b> 00355	00355	Blade Kit

## PVC Cutter for up to 2"



- High-leverage compound ratchet action and long handles reduce effort.
- Heavy-duty metal frame for cutting large diameters.
- Sharpenable and replaceable tool steel blade.

### SPECIFICATIONS

Capacity	Up thru 2" PVC
Weight	2.5 lbs. (1.1 kg)

CAT. NO.	UPC NO.	DESCRIPTION
865	09865	PVC Cutter for up to 2"
<b>R</b> 07978	07978	Blade

# BENDER ACCESSORIES

## L97 Mini-Magnet Laser Level



- Professional grade laser level.
- Mini-torpedo design with handy “no-dog” attachment for bending.
- Three rare-earth magnets provide superior holding strength.
- Compact size with 80-plus yard range.
- Laser is capable of working on all planes.
- Four vial design - 0°, 90°, 45°, and 30°.
- V-groove on bottom for mounting on curved surface.
- Offsets and calculations permanently laser-engraved onto level.
- Requires (2) “N” style batteries.

### SPECIFICATIONS

<b>Length</b>	5-1/16" (143 mm)
<b>Width</b>	3/4" (19 mm)
<b>Weight</b>	7.3 oz with batteries
<b>Height</b>	1-13/16" (46 mm)

CAT. NO.	UPC NO.	DESCRIPTION
L97	03582	Laser, Level

## L77 Mini Magnetic Bubble Level




- Professional grade level with bending offset aid.
- Mini torpedo design with handy “no-dog” attachment for bending.
- Three rare-earth magnets provide superior holding strength.
- Four vial design - 0°, 90°, 45°, and 30°.
- Machined from aluminum alloy and anodized to aircraft standards.
- Compact size fits easily in tool pouch.
- V-groove on bottom for mounting on curved surface.

### SPECIFICATIONS

<b>Length</b>	5-1/2" (140 mm)
<b>Width</b>	3/4" (19 mm)
<b>Height</b>	1-1/2" (38 mm)

CAT. NO.	UPC NO.	DESCRIPTION
L77	11617	Mini Magnetic Bubble Level

## L107 Electrician's Torpedo Level



- Professional grade level.
- Four open vial ports for easy viewing from all sides.
- Perfect for pipe and conduit work.
- Four rare-earth magnets allow for hands-free use on metal surfaces.
- Four vial design - 0°, 30°, 45°, and 90°.
- Machined from aluminum alloy and anodized to aircraft standards.
- V-groove on bottom for mounting on curved surface.
- Offsets and calculations permanently laser-engraved onto level.

### SPECIFICATIONS

<b>Length</b>	8-1/2" (215.9 mm)
<b>Width</b>	3/4" (19 mm)
<b>Weight</b>	5.5 oz
<b>Height</b>	1-1/4" (31.8 mm)

CAT. NO.	UPC NO.	DESCRIPTION
L107	03583	Level, Torpedo

## Protractor with Magnetic Base



### SPECIFICATIONS

Weight 0.4 lbs. (0.2 kg)

CAT. NO.	UPC NO.	DESCRIPTION
1895	35905	Angle Protractor with Magnetic Base

## Bending Handbook and Slide Rule Bending Calculators



- Bending information on stub-ups, offsets, saddles and concentric bends.
- Pocket size 3-1/2" x 6-3/4".
- Bending charts for Greenlee Benders.
- Easy to use for fast, accurate bending calculations.


CAT. NO.	UPC NO.	DESCRIPTION
38405	38405	Bending Book, English
38409	38409	Bending Book, French
38406	38406	Slide Rule Calculator for 777, 880, 883, 884 and 885 Benders
38407	38407	Slide Rule Calculator for segment bends
38408	38408	Slide Rule Calculator for 881 and 882 Benders

## Conduit Size Chart

Size	EMT ELECTRICAL METALLIC TUBING						IMC INTERMEDIATE CONDUIT						RIGID CONDUIT STEEL OF ALUMINUM					
	OUTSIDE DIA.		INSIDE DIA.		WALL THICKNESS		OUTSIDE DIA.		INSIDE DIA.		WALL THICKNESS		OUTSIDE DIA.		INSIDE DIA.		WALL THICKNESS	
	Inches	mm	Inches	mm	Inches	mm	Inches	mm	Inches	mm	Inches	mm	Inches	mm	Inches	mm	Inches	mm
1/2"	.706	17.9	.622	15.8	.042	1.1	.815	20.7	.675	17.1	.070	1.8	.840	21.3	.622	15.8	.109	2.8
3/4"	.922	23.4	.824	20.9	.049	1.3	1.029	26.1	.879	22.3	.075	1.9	1.050	26.7	.824	20.9	.113	2.9
1"	1.163	29.5	1.049	26.6	.057	1.5	1.290	32.8	1.120	28.4	.085	2.2	1.315	33.4	1.049	26.6	.133	3.4
1-1/4"	1.510	38.4	1.380	35.1	.065	1.7	1.638	41.6	1.468	37.3	.085	2.2	1.660	42.2	1.380	35.0	.140	3.6
1-1/2"	1.740	44.2	1.610	40.9	.065	1.7	1.883	47.8	1.703	43.3	.090	2.3	1.900	48.3	1.610	40.9	.145	3.7
2"	2.197	55.8	2.067	52.5	.065	1.7	2.360	59.9	2.170	55.1	.095	2.4	2.375	60.3	2.067	52.5	.154	3.9
2-1/2"	2.875	73.0	2.731	69.4	.072	1.8	2.857	72.6	2.597	66.0	.130	3.3	2.875	73.0	2.469	62.7	.203	5.2
3"	3.500	88.9	3.356	85.2	.072	1.9	3.476	88.3	3.216	81.7	.130	3.3	3.500	88.9	3.068	77.9	.216	5.5
3-1/2"	4.000	101.6	3.834	97.4	.083	2.1	3.971	100.9	3.711	94.3	.130	3.3	4.000	101.6	3.548	90.1	.226	5.7
4"	4.500	114.3	4.334	110.1	.083	2.1	4.466	113.4	4.206	106.8	.130	3.3	4.500	114.3	4.026	102.3	.237	6.0
5"	—	—	—	—	—	—	—	—	—	—	—	—	5.563	141.3	5.047	128.2	.258	6.5
6"	—	—	—	—	—	—	—	—	—	—	—	—	6.625	168.3	6.065	154.0	.280	7.1

# **NOTES**





# FISHING

WHATEVER YOUR FISHING NEED, GREENLEE HAS THE TOOL. FROM NYLON, FIBERGLASS AND FLAT STEEL TAPES, TO FISH STIX® AND GLOW STIX® FISHING RODS, GREENLEE FISHING TOOLS GET THE JOB DONE FASTER, SAFER, AND EASIER.

## Contents

Cameras	176
Fish Tapes	176
Parts & Accessories	180
Reachers	181
Vacuum/Blowers	183
Fish Line	187
Measuring Tapes	188

# CAMERAS

## FF200 FishFinder™ Plus Vision System

NEW  
PRODUCT



- Inspect near energized circuits with 4' (1.2m) CAT IV 600V; CAT III 1000V optical cable
- Water tight optical cable for submerged inspections
- Built-in memory for capturing over 2000 pictures
- Image download capability & RCA video output
- 180° image rotation for easy viewing

### SPECIFICATIONS

CAT IV 600V; CAT III 1000V optical cable  
TUV Product Service  
CE Rating-European Directives

#### Kit Includes:

- Handheld Display Unit
- 4' (1.2m) CAT IV 600V; CAT III 1000V Optical Cable
- 4 AA Batteries
- USB Cable
- Hook, Magnet and Mirror Tip Accessories
- Rugged Carrying Case

CAT. NO.	UPC NO.	DESCRIPTION
N FF200	12424	FishFinder Plus Vision System
R 56270	56270	48" (14 mm) Replacement Optical Cable

# FISH TAPES

## SmartMARK™ Laser Etched Fish Tapes with SpeedFlex® Leaders

NEW  
PRODUCT



- Laser etched feet & meter distance markings every 1' (.3 m).\*
- Fish farther and faster with the Speed Flex® leader.
- Advanced overmolded comfort grip and rugged case design.
- Superior rapid tape pay-out and rewind.
- Viewing ports to see amount of tape remaining in the case.

### SPECIFICATIONS

	FTS438DL-150	FTS438DL-250
Length:	150' x 1/8" (45 m x 3 mm)	250' x 1/8" (76 m x 3 mm)
Weight:	6.5 lbs (2.9 kg)	9.0 lbs (4.1 kg)

CAT. NO.	UPC NO.	DESCRIPTION
N FTS438DL-150	26299	SmartMARK™ 150' Laser Etched Steel Fish Tape w/ SpeedFlex® Leader
N FTS438DL-250	26301	SmartMARK™ 250' Laser Etched Steel Fish Tape w/ SpeedFlex® Leader
R RS438DL-150	31321	Replacement - SmartMARK™ 150' Laser Etched Steel Fish Tape w/ SpeedFlex® Leader
R RS438DL-250	31322	Replacement - SmartMARK™ 250' Laser Etched Steel Fish Tape w/ SpeedFlex® Leader

\*Note: First mark is at 2' (.6 m) since leader is 1' (.3m) long.



## MagnumPRO™ Oil-Tempered Spring Steel Fish Tapes



FTS438-125

- Rugged case design improves drop impact capability.
- Oil-tempered spring steel for excellent fishing performance.
- Advanced comfort handle grip reduces fatigue.
- Superior rapid tape pay-out and rewind.
- Improved low profile tip for easy fishing through all sizes of conduit.
- Viewing Port gives visibility to remaining tape and ability to remove jobsite debris quickly.
- 1/8", 1/4" and flat steel profiles to accommodate different fishing situations.

### SPECIFICATIONS

<b>Capacity</b>	1/8" (3.2 mm) tape width- 400 lbs. (1.7 kN) maximum design strength
	1/4" (6.4 mm) tape width – 400 lbs. (1.7 kN) maximum design strength.
	438-5H - 1/8" (3.2 mm) tape width- 400lbs. (1.7 kN) maximum design strength.
<b>Weight</b>	FTS438-65- 3.1 lbs. (1.4 kg)      S438W-200 – 10.9 lbs. (4.9 kg)
	FTS438-125 - 5.5 lbs. (2.5 kg)      438-5H – 2.8 lbs. (1.3 kg)
	FTS438-240 - 8.5 lbs. (3.9 kg)      438-2X - 1.3 lbs. (.6 kg)
	FTS438W-100 – 7.2 lbs. (3.3 kg)

CAT. NO.	UPC NO.	DESCRIPTION
438-5H	07500	Steel Fish Tape - 50' × 1/8" (15.2 m × 3.2 mm)
FTS438-65	12729	Steel Fish Tape - 65' × 1/8" (19.8 m × 3.2 mm)
FTS438-65BP	10028	Steel Fish Tape - 65' × 1/8" (19.8 m × 3.2 mm) 3-PACK
FTS438-125	12709	Steel Fish Tape - 125' × 1/8" (38.1 m × 3.2 mm)
FTS438-125BP	10046	Steel Fish Tape - 125' × 1/8" (38.1 m × 3.2 mm) 3-PACK
FTS438-240	12730	Steel Fish Tape - 240' × 1/8" (73.2 m × 3.2 mm)
FTS438-240BP	10048	Steel Fish Tape - 240' × 1/8" (73.2 m × 3.2 mm) 3-PACK
FTS438W-100	12710	Steel Fish Tape - 100' × 1/4" (30.5 m × 6.4 mm)
S438W-200	12476	Steel Fish Tape - 200' × 1/4" (61 m × 6.4 mm) (NO CASE)
<b>R</b> RS438-65	12469	Replacement Steel Tape - 65' (NO CASE)
<b>R</b> RS438-125	12470	Replacement Steel Tape - 125' (NO CASE)
<b>R</b> RS438-240	12471	Replacement Steel Tape - 240' (NO CASE)
<b>R</b> RS438W-100	12472	Replacement Steel Tape - 100' × 1/4" (NO CASE)

## Flat-Steel Fish Tape- 1/4" Wide



- Flat steel tape reaches easily above ceilings, under carpets, and through walls to install wire.
- 25' (7.6 m) long, extending your reach.
- Winder case with crank handle for easy, compact storage.

### SPECIFICATIONS

**Weight** 1.25 lb (0.6 kg)

CAT. NO.	UPC NO.	DESCRIPTION
438-2X	01696	25' x 1/4" x 0.030" (7.6 m x 6.4 mm x 0.8 mm) Steel Fish Tape

## MagnumPRO™ Stainless Steel Fish Tapes - 1/8" Wide



- Corrosion free stainless steel tape for maximum life.
- Fish further and faster with Speed Flex leader.
- Advanced comfort handle grip reduces fatigue.
- Viewing Port gives visibility to remaining tape and ability to remove jobsite debris quickly.
- Rugged case design improves drop impact capability.

### SPECIFICATIONS

**Capacity** 1/8" (3.2 mm) tape width-400 lbs. (1.7 kN) maximum design strength  
**Weight** FTSS438-100 - 4.8 lbs. (2.2 kg);  
 FTSS438-200 - 7.4 lbs. (3.4 kg)

CAT. NO.	UPC NO.	DESCRIPTION
FTSS438-100	12711	Stainless Steel Fish Tape - 100' × 1/8" (30.5 m × 3.2 mm)
FTSS438-200	12712	Stainless Steel Fish Tape - 200' × 1/8" (61 m × 3.2 mm)
RSS438-100	12480	Replacement Stainless Steel Tape - 100' (NO CASE)
RSS438-200	12481	Replacement Stainless Steel Tape - 200' (NO CASE)

## MagnumPRO™ Flexible Steel Fish Tapes



- Multi-strand steel cable for maximum flexibility.
- Advanced comfort handle grip reduces fatigue.
- Viewing Port gives visibility to remaining tape and ability to remove jobsite debris quickly.
- Rugged case design improves drop impact capability.

### SPECIFICATIONS

**Capacity** 3/16" (4.8 mm) tape width - 500 lbs. (2.2 kN) maximum design strength.  
**Weight** FTFS439-50 - 5.6 lbs. (2.5 kg);  
 FTFS439-100 - 8.9 lbs. (4.0 kg);  
 FS439-100 - 6.2 lbs. (2.8 kg)

CAT. NO.	UPC NO.	DESCRIPTION
FTFS439-50	12713	Flexible Steel Fish Tape - 50' × 3/16" (15.2 m × 4.8 mm)
FTFS439-100	12714	Flexible Steel Fish Tape - 100' × 3/16" (30.5 m × 4.8 mm)
FS439-50	12482	Flexible Steel Fish Tape - 50' × 3/16" (15.2 m × 4.8 mm) Double Tip (NO CASE)

## MagnumPRO™ Fiberglass Fish Tapes



FTF540-50



542-200

- Rugged case design improves drop impact capability.
- Non-conductive fiberglass tape with patented low-friction coating for faster and easier fishing.
- Perfect for fishing in conduit with wire or cable present.
- Superior rapid tape pay-out and rewind.
- Improved low profile tip for easy fishing through all sizes of conduit.
- Viewing Port gives visibility to remaining tape and ability to remove jobsite debris quickly.
- Exclusive, unique, lightweight reel for easy positive feed out and rewind.

### SPECIFICATIONS

<b>Capacity</b>	540 Series- 0.175" (4.4 mm) dia. - 300 lbs. (1.3 kN) maximum design strength
	542 Series-3/16" (4.7 mm) dia. - 400 lbs. (1.7 kN) maximum design strength
<b>Weight</b>	FTF540-50 - 2.8 lbs. (1.3 kg)
	FTF540-100 - 3.4 lbs. (1.5 kg)
	542-200- 16 lbs. (7.2 kg)
	542-250- 17 lbs. (7.7 kg)

CAT. NO.	UPC NO.	DESCRIPTION
FTF540-50	12717	Fiberglass Fish Tape - 50' × 11/64" (15.2 m × 4.3 mm)
FTF540-100	12718	Fiberglass Fish Tape - 100' × 11/64" (30.5 m × 4.3 mm)
542-150	35745	Fiberglass Fish Tape 150' × 3/16" (61 m × 4.8 mm) IN REEL STAND
542-200	35746	Fiberglass Fish Tape 200' × 3/16" (61 m × 4.8 mm) IN REEL STAND
542-250	35747	Fiberglass Fish Tape 250' × 3/16" (76.2 m × 4.8 mm) IN REEL STAND
<b>R</b> R540-100	35744	Replacement Fiberglass Tape - 100' × 11/64" (NO CASE)
<b>R</b> 05157	05157	Replacement Fiberglass Tape - 200' × 3/16" (NO CASE)
<b>R</b> 05158	05158	Replacement Fiberglass Tape - 250' × 3/16" (NO CASE)
<b>R</b> 10565	10565	Pulling Eye Repair Kit for 11/64" (4.3mm) Diameter Fish Tapes (Includes: pulling eye & adhesive)
<b>R</b> 35750	35750	Accessory Kit for 3/16" (4.78 mm) Fish Tapes (Includes flexible pulling leader, flexible pushing leader, pulling eye, splice ferrule and threaded ferrule)
<b>R</b> 35908	35908	1/8" (3 mm) Repair Kit (Includes threaded end ferrule, splice ferrule and pulling eye)
<b>R</b> 35909	35909	3/16" (4.7 mm) Repair Kit (Includes threaded end ferrule, splice ferrule and pulling eye)
<b>A</b> 35919	35919	1/8" (3 mm) Pulling Eye
<b>A</b> 35930	35930	3/16" (4.7 mm) Pulling Eye

## MagnumPRO™ Nylon Fish Tapes



- Non-conductive, curl resistant nylon tape for fast, clean fishing.
- Good for fishing in conduit with wire or cable present.
- Rugged case design improves drop impact capability.
- Advanced comfort handle grip reduces fatigue.
- Nylon fish tape is intended for fishing only. Rope or line is recommended for pulling.


### SPECIFICATIONS

<b>Capacity</b>	3/16" (4.8 mm) diameter – 250 lbs. (1.1 kN) maximum design strength
<b>Weight</b>	FTN536-50 – 2.9 lbs. (1.3 kg)
	FTN536-100 – 3.6 lbs. (1.6 kg)

CAT. NO.	UPC NO.	DESCRIPTION
FTN536-50	12715	Nylon Fish Tape 50' × 3/16" (15.2 m × 4.8 mm)
FTN536-100	12716	Nylon Fish Tape 100' × 3/16" (30.5 m × 4.8 mm)
<b>R</b> RN536-50	12483	Replacement Nylon Fish Tape 50' (NO CASE)
<b>R</b> RN536-100	12484	Replacement Nylon Fish Tape 100' (NO CASE)
<b>R</b> 01664	01664	Replacement Tip for 436 Nylon Fish Tape (Requires Greenlee K05 or K09 series crimper or #6 hex crimp to install.)

# PARTS AND ACCESSORIES

## Replacement Cases and Leaders



439-1



439-2



10052

26377

- Silver-solder joint attaches to any 1/8" (3.2 mm) x .060" (1.5 mm) steel fish tape to provide a slim profile that fishes farther, faster.
- High-strength stainless steel cable is used for reliability and long life.
- Beveled edges on the leader reduce the possibility of hangups when pulling wire.
- Up to (6) #10 wires can be attached to the large pulling eye.

CAT. NO.	UPC NO.	DESCRIPTION
439-1	30859	12" (305 mm) Flexible Fish Tape Leader
439-2	14392	12" (305 mm) SPEED FLEX Leader (solder joints)
10051	10051	8 1/2" Case/Handle Replacement Kit
10052	10052	12" Case/Handle Replacement Kit
26377	26377	Black Case and Overmolded Handle Grip Kit

# REACHERS

## Fish Stix®


- Highly visible green color rods can be easily threaded together and seen when working above ceilings, down walls, or under raised floors.
- 1/4" (6.4 mm) diameter fiberglass adds rigidity when connecting multiple sections.
- 200 lbs. (0.9 kN) maximum pulling strength.
- Two different threaded tips accommodate various bundles of wire or cable.



## Glo Stix®

- Luminescent fiberglass rods glow in the dark for fishing in dark spaces.
- More flexible for fishing in walls through outlet box holes.
- Sturdy, steel-threaded connectors are interchangeable with Greenlee 1/4" (6.4 mm) Fish Stix.
- Clear, non-metallic storage tube keeps Glo Stix charged and ready to use.
- 200 lbs. (0.9 kN) maximum pulling strength.

CAT. NO.	UPC NO.	DESCRIPTION
540-12	10504	Fish Stix Kit: 1/4" x 12' (6.4 mm x 3.6 m) with bullet & "J" hook nose tips
540-24	10506	Fish Stix Kit: 1/4" x 24' (6.4 mm x 7.3 m) with bullet & "J" hook nose tips
540-8M	12918	Glo Stix Kit: 3/16" x 8' long with bullet & "J" hook nose tips
540-15	11422	Glo Stix Kit: 3/16" x 15' (4.7 mm x 4.6 m) with bullet & "J" hook nose tips
540-6	86795	Glo Stix, single 5/32" x 6' (4.0 mm x 1.8 m) with fixed bullet nose on both ends
540-18	86796	Glo Stix Kit: 5/32" x 18' (4.0 mm x 5.5 m) with bullet & "J" hook nose tips
540-20P	12919	Professional Installers Kit: (3)-1/4" x 4' Fish Stix sections, (2)-3/16" x 2' Glo Stix Sections & (1)-5/32" x 4' Glo Stix Section, (1) whisk, (1) "J" hook, (1) bullet nose
<b>A</b> 10497	10497	Hook Nose Tip
<b>A</b> 10498	10498	Bullet Nose Tip
<b>A</b> 11426	11426	Whisk Nose Tip



SPECIFICATIONS	FISH STIX®				GLOW STIX®			
	540-12	540-24	540-8M	540-15	540-6	540-18	540-20P	
<b>Overall Length</b>	12' (3.6 m)	24' (7.3 m)	8' (2.4 m)	15' (4.6 m)	6' (1.8 m)	18' (5.5 m)	6' (1.8 m)	
<b>Sections</b>	3	5	5	3	1	3	6	
<b>Section Length</b>	4' (1.2 m)	(3) 6' (1.8 m), (1) 3' (0.9 m) & (1) 3' (0.9 m)	20" (.5 m)	5' (1.5 m)	6' (1.8 m)	6' (1.8 m)	†	
<b>Diameter</b>	1/4" (6.4 mm)	1/4" (6.4 mm)	3/16" (4.8 mm)	3/16" (4.7 mm)	5/32" (4.0 mm)	5/32" (4.0 mm)	5/32" (4.0 mm)	
<b>Weight</b>	1.04 lbs. (0.5 kg)	1.94 lbs. (0.9 kg)	.8 lbs. (0.4 kg)	1 lbs. (0.5 kg)	.4 lbs. (0.2 kg)	.8 lbs. (0.4 kg)	.4 lbs. (0.2 kg)	
<b>Material</b>	Fish Stix	Fish Stix	Glo Stix	Glo Stix	Glo Stix	Glo Stix	Glo Stix	
<b>Minimum Bend Radius</b>	6 1/2" (165 mm)	6 1/2" (165 mm)	4 1/4" (108 mm)	4 1/4" (108 mm)	3 1/2" (89 mm)	3 1/2" (89 mm)	3 1/2" (89 mm)	

†540-20P includes: (3)-1/4" x 4' Fish Stix sections, (2)-3/16" x 2' Glo Stix Sections & (1)-5/32" x 4' Glo Stix Section.

### 3' Wire Reacher



- Extends your reach above ceilings and walls.
- Stainless-steel construction for long life.
- Hook can be used to install cables and wires up to 3/4" (19 mm) diameter.
- Clip included for easy storage in shirt pocket.
- Magnetic back for retrieving metal objects.

**SPECIFICATIONS**

<b>Extended length:</b>	38" (965 mm)
<b>Collapsed length:</b>	6-3/8" (162 mm)
<b>Diameter:</b>	3/8" (9.5 mm)
<b>Weight:</b>	1.6 oz (46 g)

CAT. NO.	UPC NO.	DESCRIPTION
FP3	23902	3' Wire Reacher

### Fish Poles



Designed specifically for pushing and pulling wires over long distances.

- Push or pull wires over suspended ceilings, under sub-floors or crawl spaces and in attics.
- Install suspension wires for drop ceilings.
- Non-conductive, high-impact construction.
- Velcro strap secures pole when in collapsed position.
- Self-contained, no loose parts.
- Lightweight design to minimize fatigue.

**SPECIFICATIONS**

	FP12 FISH POLE	FP18 FISH POLE	FP24 FISH POLE
<b>Extended length:</b>	12' (3.7 m)	18' (5.48 m)	24' (7.31 m)
<b>Collapsed length:</b>	26" (660 mm)	27" (686 mm)	50" (1270 mm)
<b>Diameter:</b>	1 1/4" (32 mm)	2" (50 mm)	2 1/4" (57 mm)
<b>Weight:</b>	1.3 lb. (0.6 kg)	2 1/2 lb. (1.1 kg)	4 1/4 lb. (1.9 kg)

CAT. NO.	UPC NO.	DESCRIPTION
FP12	02268	Fish Pole 12 ft.
FP18	10442	Fish Pole 18 ft.
FP24	10443	Fish Pole 24 ft.
R 10453	10453	Replacement Hook

### CableCaster®



Significantly speeds up the installation of lightweight communications cable through hard-to-reach spaces such as suspended ceilings, rafters and sub-floors.

- 50' (15 m) range allows for faster installations with fewer pulls.
- Bright yellow body reduces chances of leaving the CableCaster behind.
- Glow-in-the-dark darts are easy to locate.
- Aerodynamic darts provide high accuracy and fast installation.
- Pen-light flashlight mount.

CAT. NO.	UPC NO.	DESCRIPTION
06186	06186	CableCaster Wire Pulling Tool with Three Darts
R 06259	06259	CableCaster Replacement Darts (Pack of Four)



**N** = NEW PRODUCT

**R** = REPLACEMENT PART

**A** = ACCESSORY

**B** = BARE TOOL



# VACUUM/BLOWERS

## 690 Vacuum/Blower Power Fishing System



NRTL/C

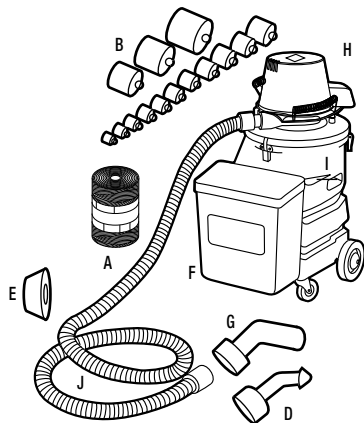


- Rugged, self-contained unit includes everything you need to blow or vacuum fish line, poly line or measuring tape.
- Durable tank and accessory storage box are corrosion, chemical and impact-resistant polyethylene.
- Designed for the jobsite, 10' (3.05 m) long hose, large heavy-duty wheels and removable accessory box.
- Large 11 gallon (41.6 l) tank makes the 690 excellent for vacuuming water and debris.

### SPECIFICATIONS

<b>Capacity</b>	1/2" - 4" Conduit (5" and 6" with optional foampistons) see page 142
<b>Power Source</b>	120 VAC
<b>Weight</b>	50 lbs. (22.7 kg)
<b>Air Flow</b>	120 cfm
<b>Pressure</b>	Will lift 110" (2794 mm) of water

CAT. NO.	UPC NO.	DESCRIPTION
690	31339	Vacuum/Blower Power Fishing System - 120 VAC
<b>A</b> 618	16517	Piston for 5" Conduit
<b>A</b> 619	16951	Piston for 6" Conduit
<b>A</b> 16646	16646	Accessory - Adapter for 5" - 6" conduit

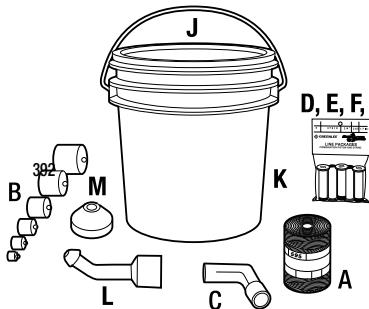


KEY	CAT. NO.	UPC NO.	DESCRIPTION	690/ 31339
A	595	32433	Fish Line – 85 lbs. (378 N) pulling strength; 2,150' (655 m) long	1
B	*		Piston set for 1/2"-4" conduit (EMT & Rigid) see page 142 for replacements	
C	25644	25644	Adapter Cone 1-1/4"-2-1/2" Conduit	1
D	25646	25646	Adapter Cone 1/2"-1" Conduit	1
E	25645	25645	Adapter Cone 3"-4" Conduit	1
F	34027	34027	Storage Box	1
G	23360	23360	Adapter Nozzle for tape and line	1
H	32116	32116	Blower and Vacuum Unit	1
I	34392	34392	Tank with casters	1
J	38624	38624	Flexible Hose 1-1/2" x 10' (38.1mm x 3.05 m)	1
	31315	31315	Outer Filter Bag	1
	31314	31314	Inner Filter Bag	1

# Li'l Fisher® 390 Power Fishing System



390



**SPECIFICATIONS**

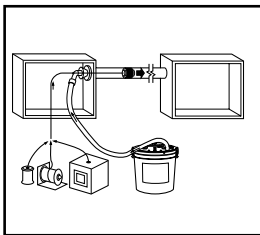
<b>Capacity</b>	1/2"-2" conduit with optional Accessory Kit (2-1/2"-4" with optional foam pistons) Liquid Capacity- 1.75 gal. (6.5 l) Use 690 Power Fishing System for greater liquid capacity requirements
<b>Power Source</b>	120 VAC, 1/2 H.P.
<b>Weight</b>	390-19 lbs. (8.6 kg)
<b>Air Flow</b>	101.2 cfm (2.83 cMm)
<b>Vacuum Lift</b>	137.1" (3482 mm) of Water

CAT. NO.	UPC NO.	DESCRIPTION
390	38594	Li'l Fisher Vacuum/Blower Power Fishing System - Includes only unit and 38624 hose
A	39051	Power Fishing System Accessory Kit- Includes all items below

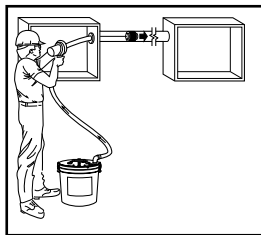
**392 / 39051 ACCESSORY KIT INCLUDES:**

KEY	CAT. NO.	UPC NO.	DESCRIPTION	QTY:
A	595	32433	Fish Line – 85 lbs. (378 N) pulling strength; 2,150' (655 m) long	1
B	•		Piston for 1/2" Conduit	1
B	•		Piston for 3/4" Conduit	1
B	•		Piston for 1" Conduit	1
B	•		Piston for 1-1/4" Conduit	1
B	•		Piston for 1-1/2" Conduit	1
B	613	16511	Piston for 2" Conduit	1
C	23360	23360	Adapter Nozzle for Measuring Tape	10
D	37917-10	06274	1/2" Conduit x 150' (46 m) Line Pkg.	
E	37920-5	06277	3/4" Conduit x 450' (137 m) Line Pkg.	5
F	37923-5	06280	1" Conduit x 450' (137 m) Line Pkg.	5
J	39063	39063	Accessory Container Lid	1
K	54284	54284	Accessory Container	1
L	25646	25646	1/2"-1" Cone adapter	1
M	25644	25644	1-1/4"-2-1/2" Cone adapter	1

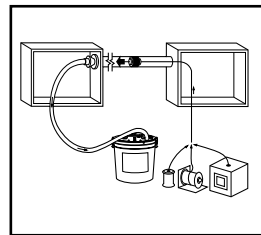
\*See page 186 for replacement conduit pistons.



Blowing a piston through conduit using 390 Li'l Fisher™ Power Fishing System. Can be used with fish line, poly line or measuring tape.



Blowing a piston through conduit using 390 Li'l Fisher™ Power Fishing System using 691 Blow Gun with 595 Mighty Mouser® Fish Line.



Vacuuming a piston through conduit using 390 Li'l Fisher™ Power Fishing System. Can be used with fish line, poly line or measuring tape.

## Portable Blower Power Fishing System



- Powerful, will blow line or measuring tape in up to 6" conduit.
- Portable, lightweight blower has shoulder strap to make it easy to carry and allow the operator to have both hands free.
- Efficient, includes the Mighty Mouser® blow gun for fast, easy line blowing.

### SPECIFICATIONS

<b>Capacity</b>	1/2" - 4" Conduit (5" and 6" with optional foam pistons)
<b>Power Source</b>	120 VAC 20 Amp
<b>Weight</b>	34 lbs. (15.2 kg)

CAT. NO.	UPC NO.	DESCRIPTION
591	32432	Portable Blower Power Fishing System
<b>A</b> 618	16517	Piston for 5" Conduit
<b>A</b> 619	16951	Piston for 6" Conduit
<b>A</b> 16646	16646	Adapter for 5" - 6" conduit

\*See next page for parts list.

## Mighty Mouser® Blow Gun Kit



- This compact, self-contained Lexan® thermoplastic blow gun holds a 2,150' (655 m) package of 85 lb. (378 N) breaking strength fish line.
- Compact self-contained unit leaves one hand free for more efficient operation.
- Mighty Mouser® Blow Gun and Accessories all fit into a compact sturdy metal case.

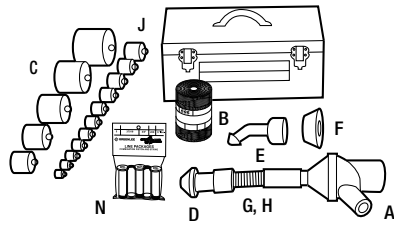
### SPECIFICATIONS

<b>Capacity</b>	1/2" - 4" conduit, through 6" with additional optional accessories
<b>Power Source</b>	Use with blower power fishing systems
<b>Weight</b>	592-20 lbs. (9 kg)    691-1.7 lbs. (0.8 kg)

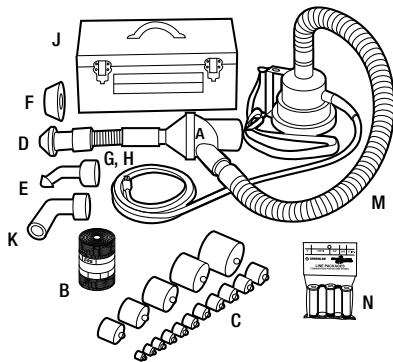
CAT. NO.	UPC NO.	DESCRIPTION
592	32565	Mighty Mouser® Blow Gun Kit for 1/2" - 4" Conduit in metal box
<b>R</b> 691	32095	Mighty Mouser Blow Gun (only)
<b>A</b> 595	32433	Fish Line - 85 lbs. (378 N) pulling strength; 2,150' (655 m) long
<b>A</b> 618	16517	Piston for 5" Conduit
<b>A</b> 619	16951	Piston for 6" Conduit
<b>A</b> 16646	16646	Adapter for 5" - 6" conduit

\*See next page for parts list.

Parts List for Models 591 and 592



592 Mighty Mouser® Blow Gun Kit



591 Portable Blower Power Fishing System

KEY	CAT. NO.	UPC NO.	DESCRIPTION	592	591
A	691	32095	Mighty Mouser® Blow Gun	1	1
B	595	32433	Fish Line – 85 lbs. (378N) pulling strength; 2,150' (655 m) long	1	1
C	*		Piston set for 1/2"-4" conduit (EMT & Rigid)		
D	25644	25644	Adapter Cone 1-1/4"-2-1/2" Conduit	1	1
E	25646	25646	Adapter Cone 1/2"-1" Conduit	1	1
F	25645	25645	Adapter Cone 3"-4" Conduit		1
G	32104	32104	Flexible Hose 1-1/2" dia. x 1' (38.1 mm x 305 mm)	1	1
H	33451	33451	Hose Clamp	1	1
J	32662	32662	Storage Box	1	1
K	23360	23360	Adapter Nozzle for Tape and Line		1
M	32431	32431	Flexible Hose 1-1/2" x 4' (38.1 mm x 1.2 m)		1
N	37917-10	06274	1/2" Conduit x 150' (46 m) Line Pkg.	10	10
N	37920-5	06277	3/4" Conduit x 450' (137 m) Line Pkg.	5	5
N	37923-5	06280	1" Conduit x 450' (137 m) Line Pkg.	5	5

\*See below

Conduit Pistons



- Use with blower or vacuum power fishing system to pioneer the line through the conduit run.
- Flexible foam body for an air-tight seal.
- Color-coded end disk with embossed size markings for fast, easy selection.
- Strong steel center rod with loops on both ends.
- Pistons available for all types and sizes of conduit 1/2" through 6".

PISTON SETS

CAT. NO.	UPC NO.	DESCRIPTION
S2613	26777	1/2", 3/4", 1", 1-1/4", 1-1/2" and 2" EMT, IMC and Rigid
34317	34317	2-1/2", 3", 3-1/2" and 4" EMT

INDIVIDUAL PISTONS

CAT. NO.	UPC NO.	PACKAGE	CONDUIT SIZE	CONDUIT TYPE	COLOR
608-5	08263	POP	1/2"	All	Green
608	11038	BULK	1/2"	All	Green
609-5	08264	POP	3/4"	All	Green
609	11039	BULK	3/4"	All	Green
610-5	08265	POP	1"	All	Green
610	11040	BULK	1"	All	Green
611-3	08266	POP	1-1/4"	All	Green
611	11041	BULK	1-1/4"	All	Green
612-2	08267	POP	1-1/2"	All	Green
612	11042	BULK	1-1/2"	All	Green
613	16511		2"	All	Green
614	16512		2-1/2"	IMC, Rigid	Green
621	19107		2-1/2"	EMT	Yellow
615	16513		3"	IMC, Rigid	Green
622	19109		3"	EMT	Yellow
616	16514		3-1/2"	IMC, Rigid	Green
646	24326		3-1/2"	EMT	Yellow
617	16515		4"	IMC, Rigid	Green
623	19110		4"	EMT	Yellow
618	16517		5"	All	Green
619	16951		6"	All	Green

# FISH LINE


## Fish Line



- Strong, lightweight nylon.
- 595 – Center feed for fast payout without tangling. Use with Mighty Mouser® blow gun.
- 604, 605, 606 and 607 – Specially wound to payout fast from outside without tangles.
- Mildew-resistant, can be pulled into the run with the wire to provide a means to add wires later.

CAT. NO.	UPC NO.	STRENGTH		LENGTH	
		LBS.	N	FT	M
595	32433	85	378	2150	655
604	23368	85	378	2200	670
605	16504	45	200	2750	838
606	16505	72	320	1700	517
607	16506	90	400	1350	411

## Line Packages



- Combination piston and string all in one.
- Blow or vacuum through, leaving a lightweight line strong enough to pull a rope.
- 17 lb. breaking strength.

CONDUIT SIZE	LENGTH		COLOR	BOXED			BAGGED		
	FT.	M		CAT. NO.	UPC NO.	QTY/BOX	CAT. NO.	UPC NO.	QTY/BAG
1/2"	150	46	Red	-	-	-	37917-10	06274	10
3/4"	300	91	Yellow	37909-25	06265	25	37919-5	06276	5
3/4"	450	137	Yellow	37910-25	06266	25	37920-5	06277	5
1"	300	91	White	37912-25	06268	25	-	-	-
1"	450	137	White	37913-25	06269	25	37923-5	06280	5

## Poly Line



- Ready-to-use, pre-punched hole in lid with resealable cap.
- Use with power fishing systems directly from the container.
- Resists tangling when dispensing.
- Rot and mildew resistant.
- Handy reusable plastic dispenser pail with handle keeps the line dry.
- Use to pull rope through conduit.

### SPECIFICATIONS

<b>Capacity</b>	430 and 430-500 - 210 lbs. (934 N) average breaking strength
	431 - 240 lbs. (1 kN) average breaking strength
	37959 - 500 lbs. (2.2 kN) average breaking strength
<b>Weight</b>	430 - 11 lbs. (5 kg)
	430-500 - 1 lb. (0.5 kg)
	431 - 12 lbs. (5.4 kg)
	37959 - 12 lbs. (5.4 kg)

CAT. NO.	UPC NO.	DESCRIPTION
430	21481	Poly Line 6500' (1981 m), Green Tracer
430-500	12598	Poly Line 500' (152 m), Green Tracer
431	21482	Poly Line 5200' (1585 m), Yellow Tracer
37959	37959	Poly Line 2200' (670 m), Red Tracer

# MEASURING TAPES

## High-Strength Polyaramid Measuring/Pulling Tapes



- Pull small cables or install pull rope for large cable pulling jobs.
- Made of Polyaramid (equivalent to Kevlar®\*), will not rot or deteriorate. Can be left in ducts indefinitely for future use.
- Low stretch properties make measurements accurate.
- Printed measurements every foot from zero to 3000' (914 m).
- Use 406 Dispenser (see page 435).

### SPECIFICATIONS

Cat. No.	Average Breaking Strength	Length	Weight
39243	1250 lbs. (5.56 kN)	3000' (914 m)	10.5 lbs. (4.8 kg)
39244	1800 lbs. (8.01 kN)	3000' (914 m)	14.5 lbs. (6.6 kg)
39245	2500 lbs. (11.12 kN)	3000' (914 m)	18 lbs. (8.2 kg)

### CAT. NO. UPC NO. DESCRIPTION

39243	39243	Conduit Measuring Tape 1/4" x 3000' (6.4 mm x 914 m)
39244	39244	Conduit Measuring Tape 3/8" x 3000' (9.5 mm x 914 m)
39245	39245	Conduit Measuring Tape 1/2" x 3000' (12.7 mm x 914 m)

\* Kevlar is a registered trademark of E. I. DuPont, Inc.

## High-Strength Polyester Measuring/Pulling Tapes



- Durable and stretch-resistant tape for easily pulling and installing wire and fiber optic cables within PVC and HDPE ducts.
- Factory-lubricated to reduce burn-through in innerduct.
- Easy-to-read footage markings for quick and accurate measurements.
- Available in various tensile strengths for use in any application.

### SPECIFICATIONS

Cat. No.	Average Breaking Strength	Length	Weight
4435	1250 lbs. (5.56 kN)	3000' (914 m)	23.6 lbs. (10.7 kg)
4436	1800 lbs. (8.01 kN)	3000' (914 m)	31.2 lbs. (14.2 kg)
4437	2500 lbs. (11.12 kN)	3000' (914 m)	39.4 lbs. (17.9 kg)

### CAT. NO. UPC NO. DESCRIPTION

4435	10445	Polyester Measure/Pulling Tape 1/2" x 3,000' (12.7 mm x 914m)
4436	10446	Polyester Measure/Pulling Tape 5/8" x 3,000' (15.9 mm x 914m)
4437	10447	Polyester Measure/Pulling Tape 3/4" x 3,000' (19.1 mm x 914m)

## Polyester Measuring Tape and Dispenser



435 Measuring Tape shown on 434 Dispenser – sold separately.

- Fish and measure conduit runs in one operation.
- Permanently printed measurements every foot from zero to 3000' (914 m).
- Made of strong, waterproof polyester.
- Pay-out dispenser has anti-skid pads, handle and built-in cutter.

### SPECIFICATIONS

Size	3000' (914 m)
Capacity	170 lbs. (756 kN) average breaking strength
Weight	435: 4.4 lbs. (2.0 kg), 434: 3.5 lbs. (1.6 kg)

### CAT. NO. UPC NO. DESCRIPTION

435	21562	Conduit Measuring Tape 3/16" x 3000' (4.8 mm x 914 m)
A 434	21875	Pay-Out Dispenser for 435 Conduit Measuring Tape



# CABLE PULLING

FROM SIMPLE, STRAIGHT SHOTS TO PULLS WITH MULTIPLE BENDS AND OFFSETS, GREENLEE CABLE PULLING EQUIPMENT SAVES TIME, INCREASES YOUR EFFICIENCY AND SAFELY PULLS CABLE WHERE YOU NEED IT TO BE.

## Contents

Cable Feeders	190
Cable Pullers	191
Tugger Accessories	200
Puller Accessories	201
Cable Tray Accessories	205
Rope	207
Swivels & Rope Connectors	208
Grips	210
Cable Pulling Lubricants	216
Swabs, Brushes, Mandrels	219

© Registered: The color green for manual and power-operated cable pullers is a registered trademark of Greenlee Textron Inc.

USA PHONE 800.435.0786  
FAX 800.451.2632

CANADA PHONE 866.384.8813  
FAX 800.524.2853

INT'L PHONE +1.815.397.7070  
FAX +1.815.397.9247



# CABLE FEEDERS

## Ultra Cable Feeder™



### Productive

- One person set-up & operation.

### Heavy Duty

- Accommodates cable ranging in size up to 3.5" (88.9 mm) in diameter.

### Versatile

- Feeds cable at variable speeds to match the speed of cable puller.
- Tires for improved traction with low friction cable.
- Two cable loading methods: Top-loading and End-loading.
- Available with pendant & toggle switch.

### SPECIFICATIONS

<b>Power Supply</b>	115 VAC, 15 amps, 60 Hz 230 VAC, 8 amps, 50/0 Hz								
<b>Speed</b>	4-36 feet per minute (1.2-11 meters per minute)								
<b>Maximum Tractive Force</b>	Single Cable: 200 lbs. (.9 kN) All Cables: 800 lbs. (3.5 kN)								
<b>Cable Capacity</b>	<table border="1"> <thead> <tr> <th>Quantity</th> <th>Size</th> </tr> </thead> <tbody> <tr> <td>8 x</td> <td>250 MCM (120 mm<sup>2</sup>)</td> </tr> <tr> <td>6 x</td> <td>500 MCM (240 mm<sup>2</sup>)</td> </tr> <tr> <td>5 x</td> <td>750 MCM (300 mm<sup>2</sup>)</td> </tr> </tbody> </table>	Quantity	Size	8 x	250 MCM (120 mm <sup>2</sup> )	6 x	500 MCM (240 mm <sup>2</sup> )	5 x	750 MCM (300 mm <sup>2</sup> )
Quantity	Size								
8 x	250 MCM (120 mm <sup>2</sup> )								
6 x	500 MCM (240 mm <sup>2</sup> )								
5 x	750 MCM (300 mm <sup>2</sup> )								
<b>Reel Weight Capacity</b>	25,000 lbs. total (11,300 kg)								
<b>Size</b>	41" long x 27.5" wide x 37.5" high (1040 mm x 699 mm x 953 mm)								
<b>Weight</b>	285 lbs. (130 kg)								
<b>Tire Pressure</b>	50psi (2.4 bar)								

CAT. NO.	UPC NO.	DESCRIPTION
6810	05564	Ultra Cable Feeder with Hand Switch 120V
6810-22	12293	Ultra Cable Feeder with Hand Switch 220V
<b>N</b> 05645	05645	Tee (included)
<b>R</b> 05645	05645	Tee (included)



# CABLE PULLERS

## Cable Puller Selection Guide

CAT. NO.	DESCRIPTION	PAGE NO.	PULLING FORCE			SPEED						POWER	REQUIRED ROPE	
			CONTINUOUS	MAXIMUM	WEIGHT	NO LOAD	800 LBS	2000 LBS	4000 LBS	5000 LBS	6000 LBS			8000 LBS
UT10-2S	Ultra Tugger® 10 (UT10) Cable Puller		6500 lbs.	10000 lbs.	86 lbs.	16 fpm		14.0 fpm	12.0 fpm		7.0 fpm	6.0 fpm	1-1/2 HP electric	7/8" double braid
6800	Ultra Tugger™ 8 Power Cable Puller	152	6500 lbs.	8000 lbs.	86 lbs.	9 fpm		8.0 fpm	7.5 fpm		7.0 fpm	6.0 fpm	1-1/2 HP electric	7/8" double braid
6001	Super Tugger® Power Cable Puller	154	4500 lbs.	6500 lbs.	108 lbs.	16.5 fpm		11.0 fpm	7.5 fpm	6.0 fpm			1-1/2 HP electric	3/4" double braid
UT4	Ultra Tugger® 4 Power Cable Puller	155	3000 lbs.	4000 lbs.	175 lbs.	26/13 fpm		20.0 fpm	10.0 fpm				1-1/4 HP electric	9/16" double braid
UT2	Ultra Tugger® 2 Power Cable Puller	156	2000 lbs.	2000 lbs.	67 lbs.	73/41 fpm	36.0 fpm	22.0 fpm					1 HP electric	9/16" double braid
766	Hand Crank Wire Puller	157		1500 lbs.	35 lbs.									†

† - 766 comes with 200 ft. of aircraft-type steel swaged cable.



## Ultra Tugger® 10 (UT10) Cable Puller: 10,000 lb. (44.5kN) rated



6906



6900



6901

### Speed

- 2-Speed gear-motor enable 20% faster pulling time.
- Shift from high-speed/low-load pulling to low-speed/high-load pulling with a simple double-tap motion on the foot-pedal.

### Versatile

- Available with Mobile VersiBoom™ for less than 2 minute, one person set-up, & 20' tall.
- Available with floor mount & chain mount for tighter spaces.

### Heavy Duty

- Customized gear motor specifically for heavy-duty cable pulling application and meet UL & cUL safety requirements.

### SPECIFICATIONS

<b>Pulling Force</b>	Maximum: 10,000 lbs. (44.48 kN) Continuous: 6,500 lbs. (28.9 kN)
<b>Dimensions</b>	Length: 11.5" (292 mm) Width: 26" (660 mm)
<b>Height</b>	120V models: 6.75" (172 mm) 220V models: 10.0" (254 mm)
<b>Weight</b>	86 lbs. (39 kg) (08000 only)
<b>Pulling Speed – Feet (Meters) Per Minute</b>	No Load: 16 fpm/min (4.88 mpm) At 2000 lbs. (0.9 kN): 14 fpm (4.27 mpm) At 4000 lbs. (1.8 kN): 12 fpm (3.66 mpm) At 6000 lbs. (2.7 kN): 7 fpm (2.13 mpm) At 8000 lbs. (3.6 kN): 6 fpm (1.8 mpm)
<b>Drive Motor</b>	1-1/2 HP (1.1 kW)
<b>Power</b>	UT10-2S, UT10-22, 6900, 6900-22, 6901, 6901-22, 6906, 6906-22
<b>Requirements</b>	7/8" diameter (22.2 mm); Double-Braided Polyester Composite – Rated at 32,000 lbs. (142 kN) minimum breaking strength

CAT. NO.	UPC NO.	DESCRIPTION
6900	00357	UT10-2S Package with Floor mount
6900-22	00814	UT10-22 (220 V) Package with Floor mount
6901	00358	UT10-2S Package with Chain mount
6901-22	00813	UT10-22 (220 V) Package with Chain mount
6906	00359	UT10-2S Package with Mobile VersiBoom™ II
6906-22	00812	UT10-22 (220 V) Package with Mobile VersiBoom™ II
UT10-2S	05528	Puller Assembly
UT10-22	00829	(220 V) Puller Assembly
00967	00967	Deluxe Force Gauge
34136	34136	7/8" (22.2m) Double braided composite rope – 300'
34137	34137	7/8" (22.2m) Double braided composite rope – 600'
34138	34138	7/8" (22.2m) Double braided composite rope – 1,200'

Rope is a very critical link in the cable pulling system. See page 207 for proper pulling rope selection.

CAT. NO.	UPC NO.	DESCRIPTION	6900	6901	6906
UT10-2S	05528	Puller Assembly (UT10)	x	x	x
00865	00865	Mount Assy-Floor	x		
02846	02846	Chain Mount Ass'y-Pkgd		x	
MVB	00553	Mobile Versi Boom			x



A PRODUCT VIDEO IS AVAILABLE, SCAN THIS QR CODE OR VISIT:  
[www.youtube.com/GreenleeDEMO](http://www.youtube.com/GreenleeDEMO)



## Ultra Tugger® 8 (UT8) Cable Puller: 8000 lb. (35.8kN) rated



### Speed

- 8,000 (35.8 kN) lbs. pulling force to handle most pulling jobs.

### Versatile

- Available with Mobile VersiBoom™ for less than 2 minute, one person set-up, & 20' tall.
- Available with floor mount & chain mount for tighter spaces.

### SPECIFICATIONS

<b>Pulling Force</b>	Maximum: 8,000 lbs. (35.8 kN) Continuous: 6,500 lbs. (28.9 kN)
<b>Dimensions</b>	Length: 11.5" (292 mm) Width: 26" (660 mm)
<b>Height</b>	120V models: 6.75" (172 mm) 220V models: 10.0" (254 mm)
<b>Weight</b>	86 lbs. (39 kg) (08000 only)
<b>Pulling Speed – Feet (Meters) Per Minute</b>	No Load: 9 fpm (2.7 mpm) At 2000 lbs. (0.9 kN): 8 fpm (2.4 mpm) At 4000 lbs. (1.8 kN): 7.5 fpm (2.3 mpm) At 6000 lbs. (2.7 kN): 7 fpm (2.1 mpm) At 8000 lbs. (3.6 kN): 6 fpm (1.8 mpm)
<b>Drive Motor</b>	1-1/2 HP (1.1 kW)
<b>Power</b>	8000, 6800, 6801 =120 VAC 60Hz 20A
<b>Requirements</b>	UT8-22, 6800-22 = 220 VAC 50Hz
<b>Required Rope</b>	7/8" diameter (22.2 mm); Double-Braided Polyester Composite – Rated at 32,000 lbs. (142 kN) minimum breaking strength



CAT. NO.	UPC NO.	DESCRIPTION
6800	00985	Ultra Tugger 8 Cable Puller with Standard Force Gauge, and Floor Mount
6800-22	03196	Same as 6800, except 220 VAC 50 Hz
6801	00986	Ultra Tugger 8 Cable Puller with Standard Force Gauge, and Conduit Chain Mount
6806	00362	UT8 Package with Mobile VersiBoom™ II
6806-22	00369	UT8-22 (220 V) Package with Mobile VersiBoom™ II
08000	08000	Cable Puller (6800)
00967	00967	Deluxe Force Gauge (see page 158)
34136	34136	Pull Rope 7/8" x 300' (22.2 mm x 91 m)
34137	34137	Pull Rope 7/8" x 600' (22.2 mm x 182 m)
34138	34138	Pull Rope 7/8" x 1,200' (22.2 mm x 365 m)

CAT. NO.	UPC NO.	DESCRIPTION	6800	6801	6806
08000	08000	Cable Puller (6800)	x	x	x
00865	00865	Mount Assy-Floor	x		
02846	02846	Chain Mount Ass'y-Pkgd		x	
MVB	00553	Mobile Versi Boom			x

NOTE: Rope is a very critical link in the cable pulling system. See page 207 for proper pulling rope selection.

## Mobile VersiBoom™ II

**NEW  
PRODUCT**



Mobile VersiBoom™ II shown with Ultra Tugger® 10, sold separately.

(Does not include UT10)

### Quick Set-Up

- One person set-up in less than 2 minutes.

### Versatile

- Can be extended up to 20'.
- Use with one 3' boom for tighter spaces.
- Use with 2"-5" slip-on adapters and 2"-4" threaded adapters.

### Easy to store and transport


- Can be folded up in less than 2 minutes and can be stored on the back of a pick-up truck.
- Fully contained unit.

### SPECIFICATIONS

<b>Weight</b>	322 lbs. (146.06 kg)
<b>Length</b>	47" (1193.8mm)
<b>Width</b>	42" (1066.8 mm)
<b>Height</b>	48" (1219.19 mm)

CAT. NO.	UPC NO.	DESCRIPTION
MVB	00553	Mobile VersiBoom™ II
00560	00560	4' boom
00561	00561	3' Boom
00562	00562	Elbow/Nose Assembly
00564	00564	2-1/2" Adapter
00565	00565	3" Adapter
00567	00567	4" Adapter
00588	00588	Short Hanger
00589	00589	Long Hanger

## Mobile VersiBoom™ II Components/Accessories



CAT. NO.	UPC NO.	DESCRIPTION	SHIPS WITH MVB II
A 00471	00471	Coupling Hanger Kit	
A 00563	00563	Adapter Weldment, 2" (UT8)	
R 00564	00564	Adapter Weldment, 2-1/2"	✓
R 00565	00565	Adapter Weldment, 3" (UT8)	✓
A 00566	00566	Adapter Weldment, 3-1/2"	
R 00567	00567	Adapter Weldment, 4" (UT8)	✓
A 00568	00568	5" Adapter	
A 00583	00583	Adapter Assembly, 2" Screw-On	
A 00584	00584	Adapter Assembly, 2-1/2" Screw-On	
A 00585	00585	Adapter Assembly, 3" Screw-On	
A 00586	00586	Adapter Assembly, 3-1/2" Screw-On	
A 00587	00587	Adapter Assembly, 4" Screw-On	
R 00588	00588	Hanger Weldment, Short	✓
R 00589	00589	Hanger Weldment, Long	✓
A 00590	00590	Screw On Coupling Kit	
A 00610	00610	Adapter Weldment, 5" (UT8)	
R 00561	00561	3' Boom	✓
R 00560	00560	4' Boom	✓

Rope is a very critical link in the cable pulling system. See page 207 for proper pulling rope selection.

## Super Tugger® Cable Puller: 6500 lb. (28.9 kN) rated



6001



6005



6004

- Pull up to 6,500 lbs. (28.9 kN) with less than 27 lbs. (120 N) of operator effort.
- Unique floor mounting attachment for quick, reliable setup.
- Leaf-type mounting chains won't twist when tightening.
- Heat-treated steel serrated gripper feet for secure mounting to conduit.
- Right-angle sheave allows the operator to stand out of the direct line of force.
- Audio alarm high force warning and circuit breaker shut off at maximum force for added safety.
- Tapered capstan and patented rope guidance system for better control of the rope when feeding onto the capstan.
- Patented.

### SPECIFICATIONS

<b>Pulling Force</b>	Maximum: 6,500 lbs. (28.9 kN) Continuous: 4,500 lbs. (20 kN)
<b>Dimensions</b>	Length: 20-3/4" (527 mm) Width: 22-1/2" (572 mm) Height: 12" (305 mm)
<b>Weight</b>	6001, 6001-22: 108 lbs. (49 kg) 6003: 454 lbs. (206 kg) 6000, 6000-22: 550 lbs. (250 kg) 6006, 6006-22: 612 lbs. (278 kg)
<b>Pulling Speed – Feet (Meters) Per Minute</b>	No Load: 16.5 (5) At 2000 lbs.: (8.8 kN) – 11 (3.4) At 4000 lbs.: (17.9 kN) – 7.5 (2.3) At 6000 lbs.: (26.7 kN) – 6 (1.8)
<b>Drive Motor</b>	1-1/2 HP (1.1 kW)
<b>Power Requirements</b>	6001, 6004, 6005 – 120 VAC 16Hz 20A 6001-22 – 220 VAC 50Hz
<b>Required Rope</b>	3/4" (19.1 mm) Double-Braided Composite – Rated at 26,000 lbs. (115.6 kN)

CAT. NO.	UPC NO.	DESCRIPTION
6001	29627	Super Tugger Cable Puller Power Unit, Includes force gauge and vise chains
6001-22	31466	Same as 6001 except 220 VAC 50 HZ
6004	56358	Super Tugger Complete Puller Package, Includes 6001 Super Tugger, Floor Mount, Mobile Carriage, Boom Mount, 4' Boom Tube, Nose Unit, 2 1/2", 3", 3 1/2", 4" Slip-in and Screw-On Couplings & Storage Trays
6005	56359	Super Tugger Complete Puller Package, Includes 6001 Super Tugger, Floor Mount, Mobile Carriage, Boom Mount, 4' Boom Tube, Nose Unit, 3' Boom Tube, Elbow Unit, 2 1/2", 3", 3 1/2", 4" Slip-in and Screw-On Couplings and Storage Trays
35098	35098	Double-Braided Composite Rope 3/4" × 300' (19.1 mm × 91 m)
35100	35100	Double-Braided Composite Rope 3/4" × 600' (19.1 mm × 182 m)
35101	35101	Double-Braided Composite Rope 3/4" × 1,200' (19.1 mm × 365 m)
3048	23362	Storage Box (See page 410)
11147	11147	Ultra Tugger 640/6001 Adapter Package Includes wheeled carriage, 4 ft. (1.2 m) boom, boom adapter, nose unit, 2-1/2", 3" and 4" slip-in couplings and 2", 3" and 4" screw-on couplings
3048	23362	Storage Box

NOTE: Rope is a very critical link in the cable pulling system. See page 207 for proper pulling rope selection.

## 11147 Ultra Tugger® 6001 Adapter Package



- Adapt 6001 Super Tugger to Ultra Tugger Wheeled Carriage and Boom for faster and easier cable puller setups.
- Wheeled carriage and boom provides fast setup with no anchors to set or chains to mount.
- Boom uses 3" rigid steel conduit for easy length adjustment to pull 10 feet (3m) of cable out of the box fast and easy.
- Optional Elbow Unit and Boom available to reach into manholes or pull up to 20 feet (6 m) of cable out of the box.


### SPECIFICATIONS

<b>Weight</b>	198 lbs. (90 kg)
<b>Length</b>	91-1/2" (232 cm)
<b>Width</b>	27" (69 cm)
<b>Height</b>	38-1/2" (98 cm)
<b>Use With</b>	Greenlee 6001 Cable Pullers
<b>Load Rating</b>	6500 lbs. (28.9 kN)

CAT. NO.	UPC NO.	DESCRIPTION
11147	11147	Ultra Tugger 640/6001 Adapter Package Includes wheeled carriage, 4 ft. (1.2 m) boom, boom adapter, nose unit, 2-1/2", 3" and 4" slip-in couplings and 2", 3" and 4" screw-on couplings

## Package Components


CAT. NO.	UPC NO.	DESCRIPTION	SUPER TUGGER - 6,500 LB			
			110 VAC		220 VAC	
			6001	6004	6005	6001-22
6001	29627	Cable Puller w/Force Gauge 120 VAC, 60 Hz	✓	✓	✓	
6001-22	31466	Cable Puller w/Force Gauge 220 VAC, 50 Hz				✓
6037	35605	Floor Mount		✓	✓	
29631	29631	Vise Chains	✓	✓	✓	✓
11230	11230	Wheeled Carriage		✓	✓	
11145	11145	Boom Mount		✓	✓	
00791	00791	4' (1.2 m) Boom Tube		✓	✓	
00864	00864	Nose Unit		✓	✓	
00863	00863	Elbow Unit			✓	
00835	00835	3' (.9 m) Boom Tube			✓	
03661	03661	2" Screw-On Coupling			✓	
00781	00781	2-1/2" Screw-On Coupling		✓	✓	
00782	00782	3" Screw-On Coupling		✓	✓	
00783	00783	3-1/2" Screw-On Coupling		✓	✓	
00784	00784	4" Screw-On Coupling		✓	✓	
00799	00799	Adapter for Screw-On Coupling		✓	✓	
00804	00804	2-1/2" Slip-In Coupling		✓	✓	
00811	00811	3" Slip-In Coupling		✓	✓	
00815	00815	3-1/2" Slip-In Coupling		✓	✓	
00820	00820	4" Slip-In Coupling		✓	✓	
11152	11152	Storage Trays (2)		✓	✓	
651	15325	12" Hook Sheave				



Rope is a very critical link in the cable pulling system. See page 207 for proper pulling rope selection.

## Ultra Tugger® 4 (UT4) Cable Puller: 4,000 lb. (22.2kN) Rated

**NEW & IMPROVED**



Connect for an upward pull



Connect for an downward pull



Connect at floor height



Optional 12' boom extension for high pulls



Optional floor mount

### Speed

- 2 speed gear-box can pull 20 fpm at 2000 lbs. and 10 fpm on low speed at 4000 lbs.

### Versatile

- Available with floor mount option for use in tight spaces.
- Boom extends to 8'. A 12' boom extension accessory is available.

### Quick Set-up

- Quick latch system attaches to the outside of threaded and unthreaded conduit without need for adapters.

### SPECIFICATIONS

<b>Maximum Pulling Force</b>	High Speed 2,000 lbs. (909 kg) Low Speed 4,000 lbs. (1,818 kg)
<b>Continuous Pulling Force:</b>	Low Speed 3,000 lbs. (1,364 kg)
<b>High Pulling Speeds:</b>	No Load 26 fpm (8 mpm) 2,000 lbs. (909 kg) 20 fpm (6 mpm)
<b>Low Pulling Speeds:</b>	No Load 13 fpm (4 mpm) 2,000 lbs. (909 kg) 10 fpm (3 mpm)
<b>*Pulling Rope:</b>	9/16" diameter double braided composite (16,000 lbs. minimum breaking strength)
<b>Conduit Size:</b>	2" to 4"
<b>Weight:</b>	175 lbs. (80kg)
<b>Drive Motor:</b>	1-1/4 hp, 120 VAC, 60 Hz
<b>Electrical Plug:</b>	120 V, 15 Amp
<b>Force Gauge:</b>	Standard
<b>Foot Switch:</b>	Standard
<b>Standard Boom Extension:</b>	8' (2.4 m) maximum
<b>Optional Long Boom Extension:</b>	12' (3.6 m) maximum
<b>Pulling Capability:</b>	3 x 750 kmil cable 600' with 2 x 90° bends 4 x 350 kmil cable 400' with 4 x 90° bends 3 x 500 kmil cable 400' with 3 x 90° bends

\* Greenlee recommends that only low stretch double braided composite rope be used with the UT4. High stretch ropes can release large amounts of energy should they break during use.

CAT. NO.	UPC NO.	DESCRIPTION
UT4	21552	4,000 lb. Cable Puller
UT4F	00154	UT4 Puller Package with Floor Mount
UT4-22	00644	4,000 lb. Cable Puller - 220 Volt
UT4F-22	00884	UT4 Puller Package with Floor Mount - 220 Volt
<b>A</b> 10014	10014	Floor Mount for UT4 Cable Puller
<b>A</b> 10015	10015	12' Long Extension Boom for UT4 Cable Puller
<b>A</b> 35283	35283	Double-Braided Composite Rope 9/16" x 300' (14.3 mm x 91 m)
<b>A</b> 35284	35284	Double-Braided Composite Rope 9/16" x 600' (14.3 x 182 m)
<b>A</b> 35285	35285	Double-Braided Composite Rope 9/16" x 1,200 (14.3 mm x 365 m)
<b>A</b> 3048	23362	Storage Box
<b>A</b> 2142	31651	Storage Box (requires boom to be removed from puller)
00149	00149	UT-4 Nose Retrofit Kit
00194	00194	UT-4 Control Box Retrofit Kit

Rope is a very critical link in the cable pulling system. See page 207 for proper pulling rope selection.

## Ultra Tugger® 2 Cable Puller: 2000 lb. (8.8 kN) Rated



- Quick Latch System attaches to all conduit sizes with no loose parts.
- Adjustable elbow and extendable boom adjust easily to fit your job needs.
- Right Angle Sheave keeps operator out of direct line with the pulling rope.
- Dual Diameter capstan provides 2 pulling speeds.
- Cross Tube provides a solid base for setup and during pull.
- Integral Motor designed specifically for cable pulling applications.
- Circuit Breaker stops the puller motor if it becomes overloaded.
- Wheels provide easy movement around jobsite.

### SPECIFICATIONS

<b>Pulling Force</b>	High Speed Capstan	1,000 lb. (455 kg) continuous
	Low Speed Capstan	2,000 lb. (909 kg) continuous
<b>Drive Motor</b>	120 VAC, 50/60 Hz, 12 Amps	
<b>Weight</b>	67 lbs.	
<b>Pulling Speeds</b>	High Speed Capstan	
	No Load:	73 fpm (22 mpm)
	500 lb. Load (227 kg):	36 fpm (11 mpm)
	1,000 lb. Load (455 kg):	22 fpm (7 mpm)
	Low Speed Capstan	
	No Load:	41 fpm (12 mpm)
<b>Pulling Rope</b>	1,000 lb. Load (455 kg):	36 fpm (11 mpm)
	2,000 lb. Load (909 kg):	22 fpm (7 mpm)
	1/2" polyester (10,000 lb. minimum breaking strength) *Greenlee recommends that only low stretch polyester rope be used with the UT2. High stretch ropes can release large amounts of energy should they break during use.	
<b>Conduit Size</b>	1" or larger	
<b>Pulling Capabilities</b>	3 x 500 kcmil cable 500' with 2 x 90° bends	
	3 x 500 kcmil cable 250' with 4 x 90° bends	
	8 x 4/0 AWG cable 300' with 3 x 90° bends	




UP PULL

DOWN PULL

SIDE PULL

CAT. NO.	UPC NO.	DESCRIPTION
UT2	02010	2,000 LB. Cable Puller Unit
A 56362	56362	Trailer hitch adapter (fits 2" receiver)
A 2448	23273	Storage Box
A 455	23774	1/2" x 300' (12.7 mm x 91 m) Double Braided Rope
A 456	23777	1/2" x 600' (12.7 mm x 182 m) Double Braided Rope



UT2



56362

NOTE: Rope is a very critical link in the cable pulling system. See page 207 for proper pulling rope selection.



**N** = NEW PRODUCT

**R** = REPLACEMENT PART

**A** = ACCESSORY

**B** = BARE TOOL



## Hand Crank Wire Puller



- Pull up to 1500 lbs. (6.7 kN) with only 30 lbs. (133 N) of crank handle force.
- Two-speed ratchet winder for fast, efficient operation.
- Has 200' (61 m) of steel aircraft cable.
- Completely self-contained and ready to operate.

### SPECIFICATIONS

<b>Pulling Force</b>	Maximum - 1500 lbs. (6.6 kN)
<b>Size</b>	200' (61 m) pulling cable length
<b>Weight</b>	38 lbs. (17.2 kg)
<b>Power</b>	Manual - 2-Speed Hand Crank
<b>Dimensions</b>	Length - 52" (1.32 m) Width - 18" (457 mm) Height - 10" (254 mm)

CAT. NO.	UPC NO.	DESCRIPTION
766	18202	Hand Crank Wire Puller
50954	50954	200' (61 m) spool of steel cable
13955	14568	Shear Pin
28280	28280	Crank Handle Assembly

# TUGGER ACCESSORIES

## Deluxe Force Gauge






- Measures tension on the rope, to an accuracy of  $\pm 5\%$ .
- Accuracy is not affected by initial rope size, or the change in rope size as it is loaded.
- 0-10 VDC Analog output to optional strip chart recorder for permanent record of pulling force.
- Switchable 120VAC receptacle for chart recorder.
- Use with pulling rope up to 7/8" diameter (22.2 mm) maximum. Also use with Kevlar® tape.

### SPECIFICATIONS

**Deluxe Force Gauge** Accuracy  $\pm 5\%$

- Use with any puller that uses Versi-Boom system.  
Including : 6005, 6004, 645 and 643

CAT. NO.	UPC NO.	DESCRIPTION
00967	00967	Deluxe Force Gauge
 33901	33901	Strip Chart Recorder
 22410	22410	Fan Fold Chart Paper- 15 pack
 22451	22451	Recorder Pens- 5 pack

## Cable Pull Force Estimator

**NEW PRODUCT**



- Calculates estimated cable pulling force requirements based on user inputs
- Simple to follow instructions included on the calculator
- Consists of an Excel based calculator that can be used either from the supplied CD or downloaded.
- Works with Windows 7, Vista, XP and Mac OS.

CAT. NO.	UPC NO.	DESCRIPTION
PF8	20956	Cable Pull Force Estimator* (CD-ROM)

\*Microsoft® Excel Required

## Foot Switch for Cable Pullers

**NEW PRODUCT**



- Use with UT2, 640, 6001, 6500 or 6800 cable pullers to add foot control.
- Foot pressure required to operate.

### SPECIFICATIONS

**Power Source** 120 VAC  
**Weight** 3.5 lbs. (1.6 kg)

CAT. NO.	UPC NO.	DESCRIPTION
444	01874	Foot Switch

# PULLING ACCESSORIES

## Hook Sheaves - 8,000lb Capacity



- For use with UT8, UT5, 6001, UT4 and UT2 cable pullers.
- Strong, welded steel frames.
- Forged steel closure type hooks with 1" (25.4 mm) opening.
- All three sheaves are aluminum alloy with self-lubricating bearings.

SHEAVE	8012		8018		8024	
	DIAMETER		DIAMETER		DIAMETER	
DESCRIPTION	CAT. NO.	UPC NO.	CAT. NO.	UPC NO.	CAT. NO.	UPC NO.
Roll Pin	50700	50700	50700	50700	50700	50700
Sheave Pin	00838	00838	00838	00838	00838	00838
Sheave Pin Clip	50302	50302	50302	50302	50302	50302
Sheave Unit	00843	00843	00843	00843	00843	00843
Yoke Frame	00854	00854	00854	00854	00854	00854

### SPECIFICATIONS

CAT. NO.	UPC NO.	OUTSIDE DIAMETER	INSIDE RADIUS	WIDTH	WEIGHT	MAXIMUM RATED CAPACITY
8012	00872	12" (304.8 mm)	3-7/8" (98.4 mm)	5" (127 mm)	28 lbs (12.7 kg)	8,000 lbs. (35.8 kN)
8018	00873	18" (457.2 mm)	7" (177.8 mm)	6" (152.4 mm)	44 lbs (19.9 kg)	8,000 lbs. (35.8 kN)
8024	00874	24" (609.6 mm)	9-7/8" (250.8 mm)	6-1/2" (165.1 mm)	67 lbs (30.3 kg)	8,000 lbs. (35.8 kN)

## Hook-Type Sheaves - 4,000lb Capacity



- Strong, welded steel frames.
- Forged steel closure-type hooks with 1" (25.4 mm) opening.
- 5" (127 mm) wide aluminum alloy sheaves with self-lubricating bearings.
- Select a sheave with a maximum rated capacity that meets or exceeds the cable puller's maximum pulling force.

CAT. NO.	UPC NO.	DESCRIPTION
650	15324	6" (152.4 mm) dia. Hook Sheave with 1-1/2" (38.1 mm) min. radius
651	15325	12" (304.8 mm) dia. Hook Sheave with 3-5/16" (84.1 mm) min. radius
652	15326	18" (457.2 mm) dia. Hook Sheave with 7" (177.8 mm) min. radius
653	15327	24" (609.6 mm) dia. Hook Sheave with 9-13/16" (249.2 mm) min. radius

### SPECIFICATIONS

Maximum Rated Capacity	4,000 lbs. (17.8 kN)
Weight	650 - 8.8 lbs. (4 kg) 651 - 15 lbs. (6.8 kg) 652 - 25 lbs. (11.3 kg) 653 - 35 lbs. (15.9 kg)

SHEAVE	650		651		652		653	
	DIAMETER		DIAMETER		DIAMETER		DIAMETER	
DESCRIPTION	CAT. NO.	UPC NO.	CAT. NO.	UPC NO.	CAT. NO.	UPC NO.	CAT. NO.	UPC NO.
Sheave Pin	16797	16797	16797	16797	16797	16797	16797	16797
Sheave Pin Clip (2)	50302	50302	50302	50302	50302	50302	50302	50302
Sheave	15362	15362	15358	15358	15363	15363	15364	15364
Sheave Bushing (2)	16798	16798	16798	16798	16798	16798	16798	16798
Yoke Frame	16799	16799	16800	16800	16801	16801	16802	16802

## Right-Angle Twin Yoke Sheave - 4,000lb Capacity



- 9-13/16" (249 mm) minimum radius.
- Strong welded steel yokes.
- Forged steel closure type hook with 1" (25.4 mm) opening.
- 5" (127 mm) wide aluminum alloy sheave with self-lubricating bearings.
- Yokes rotate independently to fit various setups.
- Use with any cable puller whose maximum pulling force is 4,000 lbs. (17.8 kN) or less.

CAT. NO.	UPC NO.	DESCRIPTION
639	17265	Right Angle Twin Yoke Sheave with 9-13/16" (249 mm) min. radius

### SPECIFICATIONS

Maximum Rated Capacity	4,000 lbs. (17.8 kN)
Weight	45 lbs. (20.4 kg)

SHEAVE	6036		
	DESCRIPTION	CAT. NO.	UPC NO.
Sheave Pin	17266	17266	1
Sheave Pin Clip	50302	50302	2
Sheave	15364	15364	1
Sheave Bushing	16798	16798	2
Yoke Frame	17299	17299	2

## Conveyor Sheaves - 4,000lb Capacity



- Welded steel frame with a series of sheaves to form a large radius.
- Yokes with cast steel closure-type hooks with a 1" (25.4 mm) opening.
- 5" (127 mm) wide aluminum alloy sheaves.
- Use with any cable puller whose maximum pulling force is 4,000 lbs. (17.8 kN) or less.

### SPECIFICATIONS

<b>Maximum Pulling Force</b>	4,000 lbs. (17.8 kN)
<b>Weight</b>	4024 - 54 lbs. (24.5 kg)
	4036 - 60 lbs. (27 kg)
	4048 - 83 lbs. (38 kg)

CAT. NO.	UPC NO.	DESCRIPTION
4024	26368	24" (609.6 mm) Conveyor Sheave with 6 sheave wheels
4036	26369	36" (914.4 mm) Conveyor Sheave with 8 sheave wheels
4048	26370	48" (1219 mm) Conveyor Sheave with 10 sheave wheels
19185	19185	Yoke frame
15362	15362	Sheave w/bearings
19186	19186	Sheave Pin
50302	50302	Sheave Pin Clip (2)
31573	31573	Sheave Pin

## Triple Sheave Cable Guide - 6,500lb Capacity



- Adjustable center sheave for 19-1/2" (495 mm) or 36" (914 mm) radius.
- Forged steel closure type hook with 1-1/2" (38.1 mm) opening.
- Aluminum frames for light weight.
- Steel yoke is pinned for easy removal.
- 21-7/8" (555 mm) high, 24" (610 mm) long, 7-3/8" (187 mm) wide with 5" (127 mm) wide sheaves.
- Use with any cable puller whose maximum pulling force is 6,500 lbs. (28.9 kN) or less.

SHEAVE DESCRIPTION	6036		
	CAT. NO.	UPC NO.	QUANTITY
Sheave Axle	31573	31573	3
Sheave Bolt Washer	51434	51434	6
Sheave Pin	29600	29600	1
Sheave Pin Clip	50302	50302	2
Sheave Bushing	16798	16798	6
Sheave	15362	15362	3

Sheave Bolt is a 3/8"-24 x 3/4" hex head socket head cap screw (grade 5) and is available at most hardware stores.

### SPECIFICATIONS

<b>Maximum Rated Capacity</b>	6,500 lbs. (28.9 kN)
<b>Weight</b>	28 lbs. (12.7 kg)

CAT. NO.	UPC NO.	DESCRIPTION
6036	31569	Triple Sheave Cable Guide

## Feeding Sheaves



- Yoke frame slides into the end of conduit and holds sheave, allowing the cable being fed into the conduit to smoothly roll over the sheave.
- 5" (127 mm) wide aluminum alloy sheave with self-lubricating bearings.
- Split tube for easy removal after cable is installed.
- See the Capacity Table (below).

### SPECIFICATIONS

Rated Capacity See Capacity Table Below for details.

#### Weight

441-2 – 9 lbs. (4.5 kg)
441-2-1/2 – 11 lbs. (5 kg)
441-3 – 14 lbs. (6.4 kg)
441-3-1/2 – 17 lbs. (7.7 kg)
441-4 – 19 lbs. (8.6 kg)
441-5 – 26 lbs. (11.8 kg)
441-6 – 28 lbs. (12.7 kg)

#### Width of Shaft Opening

441-2 – 1.24"
441-2-1/2 – 1.37"
441-3 – 1.79"
441-3-1/2 – 1.75"
441-4 – 1.99"
441-5 – 2.23"
441-6 – 2.75"

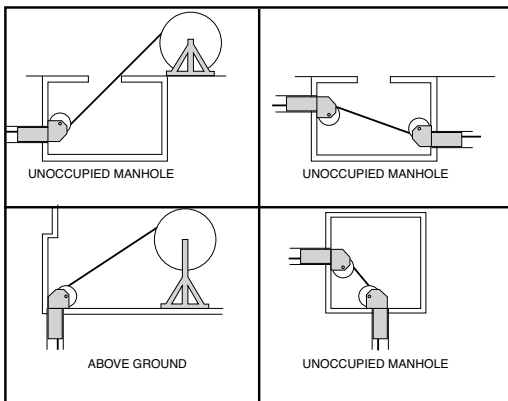
CAT. NO.	UPC NO.	DESCRIPTION
441-2	30183	Feeding Sheave for 2" conduit
441-2-1/2	30358	Feeding Sheave for 2-1/2" conduit
441-3	30188	Feeding Sheave for 3" conduit
441-3-1/2	30363	Feeding Sheave for 3-1/2" conduit
441-4	30347	Feeding Sheave for 4" conduit
441-5	30193	Feeding Sheave for 5" conduit
441-6	13460	Feeding Sheave for 6" conduit



SHEAVE DIAMETER DESCRIPTION	441-2		441-2-1/2		441-3		441-3-1/2		441-4		441-5	
	2" CONDUIT		2-1/2" CONDUIT		3" CONDUIT		3-1/2" CONDUIT		4" CONDUIT		5" CONDUIT	
	CAT. NO.	UPC NO.	CAT. NO.	UPC NO.	CAT. NO.	UPC NO.	CAT. NO.	UPC NO.	CAT. NO.	UPC NO.	CAT. NO.	UPC NO.
Sheave Pin	25160	25160	25160	25160	25160	25160	25160	25160	25160	25160	25160	25160
Sheave Pin Clip (2)	50302	50302	50302	50302	50302	50302	50302	50302	50302	50302	50302	50302
Sheave	15362	15362	15362	15362	15362	15362	15362	15362	15362	15362	15362	15362

### CAPACITY TABLE

ANGLE OF PULL	ANGLE					
	441-2	441-2-1/2	441-3	441-3-1/2	441-4	441-5
15°	1750 lbs.	1900 lbs.	6050 lbs.	6500 lbs.	6500 lbs.	6500 lbs.
	7.7 kN	8.4 kN	26.9 kN	28.9 kN	28.9 kN	28.9 kN
30°	900 lbs.	1000 lbs.	3150 lbs.	5050 lbs.	6500 lbs.	6500 lbs.
	4.0 kN	4.4 kN	14.0 kN	22.4 kN	28.9 kN	28.9 kN
45°	650 lbs.	700 lbs.	2200 lbs.	3550 lbs.	5200 lbs.	6500 lbs.
	2.8 kN	3.1 kN	9.7 kN	15.7 kN	23.1 kN	28.9 kN
60°	500 lbs.	550 lbs.	1800 lbs.	2900 lbs.	4200 lbs.	6000 lbs.
	2.2 kN	2.4 kN	8.0 kN	12.8 kN	18.6 kN	26.6 kN
75°	450 lbs.	500 lbs.	1600 lbs.	2600 lbs.	3650 lbs.	5500 lbs.
	2.0 kN	2.2 kN	7.1 kN	11.5 kN	16.2 kN	24.4 kN
90°	450 lbs.	500 lbs.	1550 lbs.	2500 lbs.	3500 lbs.	5250 lbs.
	2.0 kN	2.2 kN	6.8 kN	11.1 kN	15.5 kN	23.3 kN



## Manhole Sheaves for UT2®, Tugger® and Super Tugger®



- High-strength aluminum alloy frame for easy setup.
- Adjustable, a full range of sheave pin positions over the frame length to accommodate most manhole setups.
- 18" (457 mm) diameter aluminum alloy sheaves with 7" (178 mm) minimum radius and 5" (127 mm) width.
- Self-lubricating bearings for easier cable pulling.

### SPECIFICATIONS

Maximum Rated Capacity	6072 - 6,500 lbs. (28.9 kN)
Weight	6072 - 190 lbs. (86.2 kN)

CAT. NO.	UPC NO.	DESCRIPTION
6072	31395	12' (3.7 m) Manhole Sheave

## Nylon Cable Protector



- Fits in the end of conduit to shield the cable from sharp edges as it is being fed through.
- Rugged nylon resists abrasion.

### SPECIFICATIONS

<b>Weight</b>	488-2 - 0.08 lbs. (36 g)
	488-3 - 0.2 lbs. (90 g)

CAT. NO.	UPC NO.	DESCRIPTION
488-2	32928	Nylon Cable Protector for 2" and 2-1/2" conduit
488-3	32929	Nylon Cable Protector for 3" - 6" conduit

## Cable Guide



- Position where cables are being pulled over sharp edges.

### SPECIFICATIONS

<b>Weight</b>	489 - .5 lbs. (227 g)
<b>Size</b>	13" L x 3-1/4" W x 12" radius

CAT. NO.	UPC NO.	DESCRIPTION
489	32930	Nylon Cable Guide

## Light Base Sheave



- Mounts directly to existing square light pole bolt patterns.
- Slotted mounting holes fit a wide range of bolt circle sizes.
- Tall enough to position sheave above most conduits.
- Rugged welded steel base structure.
- Allows user to install wires into outdoor light bases by pulling horizontally.
- Also can be used to feed wires into vertical light base conduit.

### SPECIFICATIONS

<b>Overall Height</b>	14-1/2" (368 mm)
<b>Weight</b>	18 lbs. (8.2 kg)
<b>Bolt Circle Capability</b>	7.8" (198 mm) to 14.8" (376 mm) diameter
<b>Maximum Mounting Bolt Dia.</b>	1" (25 mm) diameter at 7.8" (198 mm) bolt circle 1-1/2" (38 mm) at 14.8" (376 mm) bolt circle
<b>Pulling Capacity</b>	500 lbs. (227 kg)

CAT. NO.	UPC NO.	DESCRIPTION
459	89800	Light Base Sheave

# CABLE TRAY ACCESSORIES

## CR100

**NEW PRODUCT**



- Sturdy steel construction to withstand cable pulling loads.
- Securely traps the cable within the guide during cable installation.
- Six rollers on 4 sides provide minimum resistance for cable installation and won't damage the cable jacket.
- Clamp mechanism to attach the guide to tray-no tools needed.
- Guide can be opened by removing either of two corner pins.

### SPECIFICATIONS

<b>Dimensions - Inside Rollers</b>	8-1/2" x 8-1/4" (216 mm x 210 mm)
<b>Weight</b>	11.7 lbs. (5.3 kg)

CAT. NO.	UPC NO.	DESCRIPTION
CR100	12372	Cable Tray Roller Guide

## CR25




- Six nylon rollers provide smooth movement of cable and prevent cable damage.
- Pull pin makes opening and closing to insert and remove cables a simple one step operation.
- Adjustment clamp allows the CR25 to be swiveled and/or rotated into any position.
- Heavy duty 12 gauge cold rolled steel construction for durability and zinc dichromate finish prevents corrosion.
- Up to 20 network cables can be pulled at one time.
- Easily attaches to wooden framing members using a lag bolt and the hole in the mounting bracket of the CR25.
- May also be used with coax, NM, small size THHN, and similar cables.

### SPECIFICATIONS

<b>Roller Opening Size</b>	3" (76 mm) square
<b>Weight</b>	2 lb. (1 kg)

CAT. NO.	UPC NO.	DESCRIPTION
CR25	12211	Cable Roller Guide

## Tray-Type Sheaves



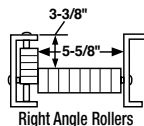
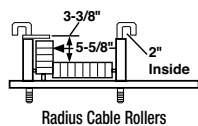
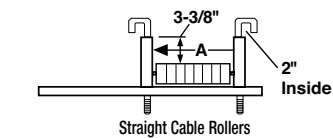
- Steel frame easily attaches to cable tray up to 2" (50.8 mm) thick.
- Helps roll and guide tray pulls.
- Make tray pulls easier.
- 5" (127 mm) wide aluminum alloy sheaves with self lubricating bearings.

### SPECIFICATIONS

<b>Size</b>	658 - 12" (304.8 mm) long	659 - 22" (558.8 mm) long
<b>Weight</b>	658 - 11 lbs. (5 kg)	659 - 17 lbs. (7.7 kg)

CAT. NO.	UPC NO.	DESCRIPTION
658	15332	Tray-Type Sheave
659	19094	Tray-Type Sheave


## Cable Tray Rollers



- Installed up through the bottom of the tray for easy removal after the cable is installed.
- Individual rollers keep rolling with each cable even after several cables have been installed in the tray.
- Steel ball bearing rollers for long life and less friction.
- Steel welded frame.
- Adjustment slots and universal mounting brackets.

### SPECIFICATIONS

Weight	2018S – 8 lbs. (3.6 kg)	2018R – 11 lbs. (5 kg)
	2024S – 10 lbs. (4.5 kg)	2024R – 12 lbs. (5.4 kg)
	2030S – 13 lbs. (5.9 kg)	2030R – 13 lbs. (5.9 kg)
	2036S – 15 lbs. (6.8 kg)	2036R – 14 lbs. (6.3 kg)
	20249R – 41 lbs. (18.6 kg)	20369R – 53 lbs. (24 kg)



CAT. NO.	UPC NO.	DESCRIPTION
28170	28170	J-Hook

CAT. NO.	UPC NO.	DIMENSION A
2018S	27383	6-5/16" (160.3 mm)
2024S	27384	12-1/2" (317.5 mm)
2030S	27386	18-11/16" (474.7 mm)
2036S	27387	24-7/8" (631.8 mm)

CAT. NO.	UPS NO.	DESCRIPTION
----------	---------	-------------

### STRAIGHT CABLE ROLLERS

2018S	27383	Straight Cable Roller for 12" - 18" (304.8 - 457.2 mm) wide tray
2024S	27384	Straight Cable Roller for 20" - 24" (508 - 609.6 mm) wide tray
2030S	27386	Straight Cable Roller for 24" - 30" (609.6 - 762 mm) wide tray
2036S	27387	Straight Cable Roller for 30" - 36" (762 - 914.4 mm) wide tray

### Radius Cable Rollers

2018R	27388	Radius Cable Roller for 12" - 18" (304.8 - 457.2 mm) wide tray
2024R	27389	Radius Cable Roller for 20" - 24" (508 - 609.6 mm) wide tray
2030R	27390	Radius Cable Roller for 24" - 30" (609.6 - 762 mm) wide tray
2036R	27391	Radius Cable Roller for 30" - 36" (762 - 914.4 mm) wide tray

### RIGHT ANGLE CABLE ROLLERS

20249R	27392	Right Angle Rollers 24" (609.6 mm) radius 90°
20369R	27393	Right Angle Rollers 36" (914.4 mm) radius 90°

## Haines Cable Tray Rollers



- Highly economical system of 1-1/2" steel conduit spindles, high-impact ABS plastic rollers and simple clips.
- Rollers snap in and out of clips fast and easy.
- Mounting clips fit onto the top of most I-Beam and C-Channel trays, so existing wire is not disturbed.
- 8" (203.2 mm) to 48" (1219.2 mm) wide rollers are available, using expandable roller halves and 3" (76.2 mm) PVC conduit.
- Use Greenlee Cable-Cream™ (see p. 172) to lube spindle and roller. This lubricant is compatible with all cable insulation types.

CAT. NO.	UPC NO.	DESCRIPTION	SIZE
31931	31931	Haines Roller 6" (152.4 mm) dia.	7" (177.8 mm) wide
31925	31925	Expandable Roller Half	Used to make 8" (203.2 mm) to 48" (1219.2 mm) wide roller
31926	31926	Coupling 3" (76.2 mm) long	3-1/2" (88.9 mm) dia.
31927	31927	Mounting Clip Steel Conduit	Use with 1-1/2" Rigid
31930	31930	Spindle (includes End Caps)	1-1/2" Rigid Conduit x 40" (1016 mm) long
31929	31929	End Cap	Fits 1-1/2" Rigid Conduit



# ROPE

## Double-Braided Composite Rope for Cable Pullers



- Double-braided inner core with an extra double-braided outer jacket for added strength and less stretch; white with green tracer.
- Rot and mildew resistant.
- Factory spliced eyes at both ends.
- Lowest stretch.
- Select a rope with a maximum rated capacity that meets or exceeds the cable puller's maximum pulling force.



ROPE DIAMETER	ROPE LENGTH		CAT. NO.	UPC NO.	MAXIMUM RATED CAPACITY		AVERAGE BREAKING STRENGTH		WEIGHT		ROPE STAND
									LBS.	KG	
<b>FOR THE 805 PULLER</b> 3/8" (9.5 mm)	300'	91m	450	23773	1200 lbs.	3.6 kN	3700 lbs.	16.4 kN	14.3	6.5	406
	600'	182m	451	23775	1200 lbs.	3.6 kN	3700 lbs.	16.4 kN	31.0	14.3	644
	1,200'	365m	452	23776	1200 lbs.	3.6 kN	3700 lbs.	16.4 kN	60.0	27.2	644
<b>FOR THE UT2 PULLER</b> 1/2" (12.7 mm)	300'	91m	455	23774	2,200 lbs.	8.9 kN	10,000 lbs.	44.4 kN	34	15.4	644
	600'	182m	456	23777	2,200 lbs.	8.9 kN	10,000 lbs.	44.4 kN	75	34	644
<b>FOR THE UT4 &amp; 640 PULLER</b> 9/16" (14.3 mm)	300'	91m	35283	35283	4,000 lbs.	17.8 kN	16,000 lbs.	71.1 kN	28	12.7	644
	600'	182m	35284	35284	4,000 lbs.	17.8 kN	16,000 lbs.	71.1 kN	63	28.6	644
	1,200'	365m	35285	35285	4,000 lbs.	17.8 kN	16,000 lbs.	71.1 kN	130	59	†
<b>FOR THE 6001 &amp; 6901 (UT5) PULLER</b> 3/4" (19.1 mm)	300'	91m	35098	35098	6,500 lbs.	28.9 kN	26,000 lbs.	115.6 kN	58	26.3	644
	600'	182m	35100	35100	6,500 lbs.	28.9 kN	26,000 lbs.	115.6 kN	113	51.3	654
	1,200'	365m	35101	35101	6,500 lbs.	28.9 kN	26,000 lbs.	115.6 kN	230	104.3	†
<b>FOR THE 6800 (UT8) PULLER &amp; UT10-25</b> 7/8" (22.2 mm)	300'	91m	34136	34136	8,000 lbs.	35.6 kN	32,000 lbs.	142.3 kN	90	40.8	654
	600'	182m	34137	34137	8,000 lbs.	35.6 kN	32,000 lbs.	142.3 kN	178	80.7	654
	1,200'	365m	34138	34138	8,000 lbs.	35.6 kN	32,000 lbs.	142.3 kN	359	163.3	†

## Polypro General Purpose Rope



405 Rope Stand sold separately. See page 435.

- **Not for cable pulling.** See the ropes listed with cable pullers for recommended cable pulling ropes.
- Highly-visible, bright yellow with green tracer, excellent for roping off areas on construction sites.
- Rot and mildew resistant.
- Weather resistant.
- Economical general purpose rope.



	ROPE LENGTH		CAT. NO.	UPC NO.	BREAKING STRENGTH		AVERAGE WEIGHT	
							LBS.	KG
<b>3/16"</b> (4.8 mm)	250'	76 m	408	21467	720 lbs.	3.2 kN	3	1.4
	600'	182 m	409	21468	720 lbs.	3.2 kN	6	2.7
<b>1/4"</b> (6.4 mm)	250'	76 m	412	21471	1130 lbs.	5.0 kN	4	1.8
	600'	182 m	413	21472	1130 lbs.	5.0 kN	9	4.1
<b>3/8"</b> (9.5 mm)	1,000'	304 m	414	21474	1130 lbs.	5.0 kN	13	5.9
	250'	76 m	417	21477	2430 lbs.	10.8 kN	9	4.1
<b>1/2"</b> (12.7 mm)	600'	182 m	418	21520	2430 lbs.	10.8 kN	19	8.6
	250'	76 m	421	21480	3780 lbs.	16.8 kN	15	6.8
	600'	182 m	422	21521	3780 lbs.	16.8 kN	35	15.9

# SWIVELS & ROPE CONNECTORS

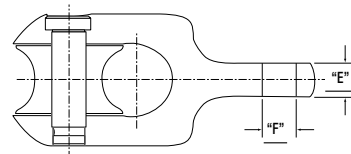
## Rope-to-Swivel Connectors



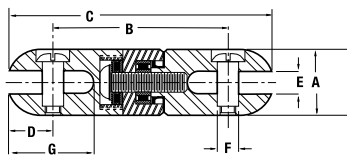
- Rope-to-swivel connectors connect the cable pulling rope, up to 1" (254 mm) in diameter, to the pulling swivel.
- Makes connecting the pulling rope and the pulling swivel easier.
- Connectors feature a removable sheave for rope eye.
- Select the connector with a maximum rated capacity that meets or exceeds the cable puller's maximum pulling force.

CAT. NO.	UPC NO.	MAX. RATED CAPACITY IN CONDUIT		MAX. RATED CAPACITY OVERHEAD		DIAMETER		LENGTH		"E"		"F"		USE ON SWIVEL
		LBS.	KN	LBS.	KN	IN.	MM	IN.	MM	IN.	MM	IN.	MM	
39905	39905	5,000	22.2	3,000	13.3	2	50.8	4-11/16	119	7/16	11.12	13/32	10.32	39107
39904	39904	7,000	31.1	4,200	18.6	2	50.8	4-11/16	119	1/2	12.7	1/2	12.7	39108
39903	39903	10,000	44.4	6,000	26.6	2	50.8	4-11/16	119	9/16	14.3	5/8	15.9	39109
39902	39902	10,000	44.4	6,000	26.6	2	50.8	4-11/16	119	11/16	17.5	11/16	17.5	39110

CAT. NO.	UPC NO.	DESCRIPTION
39849	39849	Sheave
39850	39850	Sheave Pin



## Swivels

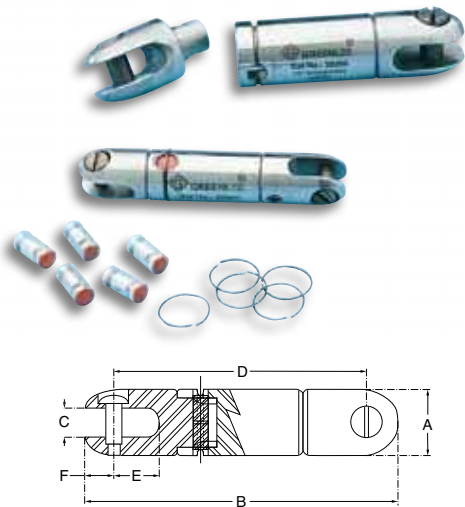


- Helps eliminate winding and tangling of rope and cable during pull.
- Connects grip and pulling rope.
- All stainless steel body construction.
- Efficient thrust and roller bearing construction allows smooth rotation, even under full load.
- Clevis pins are "shoulder bolt" style, so load on both sides of clevis is taken on the shoulder, not on the thread.
- Select the swivel with a maximum rated capacity that meets or exceeds the cable puller's maximum pulling force.

CAT. NO.	UPC NO.	MAXIMUM RATED CAPACITY		A DIAMETER		B	C	D	E	F DIAMETER		G	WEIGHT		REPLACEMENT* PIN KIT UPC NO.					
		LBS.	KN	IN.	MM					IN.	MM		IN.	MM		LBS.	KG			
39106	39106	2,250	11.1	7/8	22.2	2-5/8	66.7	3-1/2	88.9	7/16	11.1	3/8	9.5	5/16	7.9	31/32	24.6	.4	.16	39112
39107	39107	5,000	22.2	1-1/4	31.8	3-1/16	77.8	4-1/8	104.5	17/32	13.5	1/2	12.7	13/32	10.3	1-9/32	32.5	1.0	.45	39112
39108	39108	7,000	31.1	1-3/8	34.9	3-9/32	83.3	4-17/32	115.1	5/8	15.9	9/16	14.3	1/2	12.7	1-3/8	34.9	1.0	.45	39114
39109	39109	10,000	44.4	1-5/8	41.3	3-15/16	100	5-7/16	138.1	3/4	19.1	5/8	15.9	5/8	15.9	1-23/32	43.7	2.0	.91	39115
39110	39110	15,000	66.7	2	50.8	4-11/16	119.1	6-9/16	166.7	15/16	23.8	3/4	19.1	11/16	17.5	2	50.8	4.0	1.81	39116
39111	39111	25,000	111.2	2-3/8	60.3	5-11/16	144.5	8-7/16	214.3	1-3/16	30.2	1	25.4	7/8	22.2	2-25/32	70.6	7.0	3.18	39117

\* Replacement Pin Kits contain two (2) Replacement Pins

## Breakaway Swivels



- Acts as a mechanical fuse, breaking away at a preset load to prevent damage to expensive cable.
- Breakaway pins can be replaced to change breakaway values.

### BREAKAWAY PIN KITS

CAT. NO.	UPC NO.	BREAKING POINT LBS.	BREAKING POINT KN	COLOR CODE	USE WITH
39294	39294	200 lbs.	0.9 kN	WHITE	
39295	39295	400 lbs.	1.8 kN	YELLOW	39290
39296	39296	600 lbs.	2.7 kN	ORANGE	5/8" Swivel
39297	39297	675 lbs.	3.0 kN	BLACK	
39302	39302	200 lbs.	0.9 kN	WHITE	
39303	39303	400 lbs.	1.8 kN	YELLOW	39298
39304	39304	600 lbs.	2.7 kN	ORANGE	7/8" Swivel
39306	39306	800 lbs.	3.6 kN	GREY	
39308	39308	1000 lbs.	4.4 kN	RED	

### BREAKAWAY SWIVEL BODY ONLY

CAT. NO.	UPC NO.	A		B		C		D		E		F	
		INCH	MM	INCH	MM	INCH	MM	INCH	MM	INCH	MM	INCH	MM
39290	39290	5/8	15.9	3-7/32	81.8	9/32	7.1	2-23/32	69.1	7/16	11.1	1/4	6.4
39298	39298	7/8	22.2	4-7/32	107.2	3/8	9.5	3-11/32	84.9	17/32	13.5	5/16	7.9

## Rope Clevis

For forged eye grips

For forged eye grips



For flexible eye grips



- Removable bolt and rope sheave.
- Removable grip eye bolt.
- Select the clevis with a rating that meets or exceeds the cable puller's maximum pulling force.
- Removable sheave for rope eye.

CAT. NO.	UPC NO.	DESCRIPTION
578	31910	Rope Clevis
579	31905	Rope Clevis
678	19524	Rope Clevis

### SPECIFICATIONS

Maximum Rated Capacity	Weight	Length	Width	Inside Diameter
578 – 6,500 lbs. (28.9 kN)	0.9 lbs. (408 g)	3.0" (76 mm)	1.406" (36 mm)	1.25" (32 mm)
579 – 10,000 lbs. (44.4 kN)	1.3 lbs. (589 g)	3.5" (89 mm)	1.84" (47 mm)	1.5" (38 mm)
678 – 6,500 lbs. (28.9 kN)	1.3 lbs. (589 g)	3.5" (89 mm)	1.75" (44 mm)	0.94" (24 mm)

## GRIPS

### Gator Grips

**NEW PRODUCT**



- 2 minute set-up
- 6 Grips cover the cable size from 1AWG through 1000 MCM
- 5 different harness lengths to prevent overlap during cable pull
- Use Greenlee EK12IDL or HK12ID to crimp any size without changing dies.

CAT. NO.	UPC NO.	DESCRIPTION
GG1-1/0XS	05469	Grip Assy, 1-1/0 Extra Short
GG1-1/0S	05470	Grip Assy, 1-1/0 Short
GG1-1/0M	05471	Grip Assy, 1- 1/0 Medium
GG1-1/0L	05472	Grip Assy, 1- 1/0 Long
GG1-1/0XL	05473	Grip Assy, 1-1/0 Extra Long
GG2/0-4/0XS	05474	Grip Assy, 2/0-4/0 Extra Short
GG2/0-4/0S	05477	Grip Assy, 2/0-4/0 Short
GG2/0-4/0M	05478	Grip Assy, 2/0-4/0 Medium
GG2/0-4/0L	05479	Grip Assy, 2/0-4/0 Long
GG2/0-4/0XL	05480	Grip Assy, 2/0-4/0 Extra Long
GG250-350XS	05502	Grip Assy, 250-350 Extra Short
GG250-350S	05503	Grip Assy, 250-350 Short
GG250-350M	05504	Grip Assy, 250-350 Medium
GG250-350L	05505	Grip Assy, 250-350 Long
GG250-350XL	05506	Grip Assy, 250-350 Extra Long
GG400-500XS	05507	Grip Assy, 400-500 Extra Short
GG400-500S	05508	Grip Assy, 400-500 Short
GG400-500M	05509	Grip Assy, 400-500 Medium
GG400-500L	05510	Grip Assy, 400-500 Long
GG400-500XL	05511	Grip Assy, 400-500 Extra Long
GG600-750XS	05512	Grip Assy, 600-750 Extra Short
GG600-750S	05513	Grip Assy, 600-750 Short
GG600-750M	05514	Grip Assy, 600-750 Medium
GG600-750L	05515	Grip Assy, 600-750 Long
GG600-750XL	05516	Grip Assy, 600-750 Extra Long
GG1000XS	05517	Grip Assy, 1000 Extra Short
GG1000S	05518	Grip Assy, 1000 Short
GG1000M	05521	Grip Assy, 1000 Medium
GG1000L	05522	Grip Assy, 1000 Long
GG1000XL	05523	Grip Assy, 1000 Extra Long

#### SPECIFICATIONS


<b>Wire Type</b>	1 AWG – 1000 MCM Copper, Aluminum, Compressed and Compact (CU and AL)
------------------	--

#### RATED PULLING LOAD FOR REGULAR AND COMPACT STRANDED COPPER CABLE

#### RATED PULLING LOAD FOR REGULAR AND COMPACT STRANDED ALUMINUM CABLE

GRIP WIRE RANGE	WIRE SIZE	LOAD PER CABLE (LB)	LOAD FOR 3 CABLES (LB)	LOAD FOR 4 CABLES (LB)	LOAD FOR 5 CABLES (LB)	LOAD PER CABLE (LB)	LOAD FOR 3 CABLES (LB)	LOAD FOR 4 CABLES (LB)	LOAD FOR 5 CABLES (LB)	MINIMUM CONDUIT SIZE (IN)
1 TO 1/0	1	1,200	3,600	4,800	6000	500	1500	2000	2500	1-1/4
	1/0	2,000	6,000	8,000	10000	650	1950	2600	3250	1-1/4
	2/0	2,000	6,000	8,000	10000	800	2400	3200	4000	1-1/2
2/0 TO 4/0	3/0	2,000	6,000	8,000	10000	900	2700	3600	4500	2
	4/0	2,000	6,000	8,000	10000	1000	3000	4000	5000	2
	250	2,000	6,000	8,000	8000	1600	4800	6400	8000	2
250-350	300	2,000	6,000	8,000	10000	1700	5100	6800	8500	2-1/2
	350	2,500	7,500	10,000	12500	2200	6600	8800	11000	2-1/2
400-500	400	2,500	7,500	10,000	12500	1900	5700	7600	9500	2-1/2
	500	2,500	7,500	10,000	12500	2500	7500	10000	12500	3
600-750	600	2,500	7,500	10,000	9000	1500	4500	6000	7500	3
	750	3,000	9,000	12,000	15000	2300	6900	9200	11500	3-1/2
1000	1,000	3,000	9,000	12,000	15000	3500	10500	14000	17500	3-1/2

## Set Screw Clamp Pulling Grips



Each grip has two opposed set screws that provide positive locking. Openings in wire grip should be 50% filled with wire to assure slip-proof grip.

- Use to pull in 2" (50.8 mm) or larger conduit.
- Type of pulls: heavy, long runs. (629)
- Type of pull: light and medium. (504)
- Type of grip: Flexible eye 1/4" (6.4 mm-629) (6.3 mm-504) diameter galvanized steel aircraft cable connected to 2 cable receptacles with 5/8" (15.9 mm) diameter opening and 2 clamping set screws.
- Select pulling grips with a maximum-rated capacity that meets or exceeds the cable puller's maximum pulling force.
- Minimum cable diameter is 3/8".

### SPECIFICATIONS

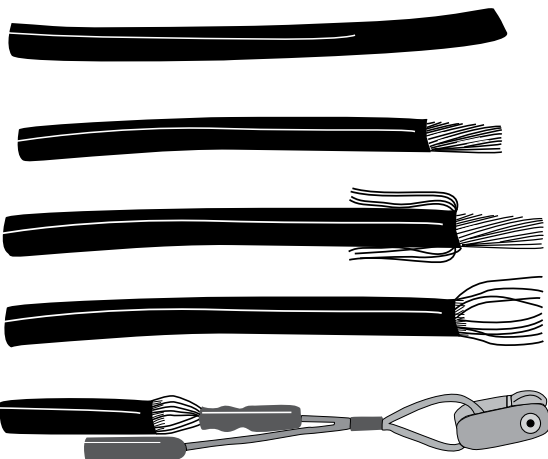
Maximum Rated Capacity	Weight
504 – 1,750 lbs. (28.9 kN)	504 – 5 lbs. (2.3 kg)
629 – 6,500 lbs. (28.9 kN)	629 – 5 lbs. (2.3 kg)
624 – 6,500 lbs. (28.9 kN)	624 – 3.5 lbs. (1.5 kg)
624S – 3,250 lbs. (14.5 kN)	624S – 2 lbs. (.9 kg)
624L – 3,250 lbs. (14.5 kN)	624L – 2.1 lbs. (1 kg)

### SPECIFICATIONS

Capacity	1,750 lbs. (7.7 kN)
Weight	1.2 lbs. (.5 kg)
Size	Receptacle - 5/8" (15.9 mm)

CAT. NO.	UPC NO.	DESCRIPTION
504	23665	Set Screw Clamp-Type Pulling Grip
629	31855	Pulling Grip with Clevis includes 624S, 624L and 678 clevis - 4 clamp
624	31908	Pulling Grip includes 624S and 624L - 2 clamp each
624S	31866	Short Pulling Grip - 2 Clamp
624L	31867	Long Pulling Grip - 2 Clamp
51208	51208	Grip Allen Wrench
52352	52352	Grip Set Screw (2 per clamp), 629 and 624 - 8 for each grip 624L and 624S - 4 for each grip.

## Cable Preparation Instructions for Set Screw Clamp-Type Pulling Grips



Strip cable approximately 3" (76 mm) of insulation off the end of the cable to be pulled. **NOTE:** The grip head should not be more than 60% filled nor less than 40% filled to assure that the set screw does not project above the surface of the grip body when the set screws are tightened down.

The central core should be clipped away and the outer strands used in the grip head.

Using the Allen Wrench provided, back out the set screws far enough to accommodate the stripped cables.

Insert the bare wire strands into the grip head as far as they will go.

Tighten both set screws in each grip securely against the conductors.

**CAUTION:** If the set screws extend above the surface of the gripping head, damage to the conduit could result. To prevent this, wrap the head with electrical tape.



## Basket-Type Pulling Grip Sets




### SPECIFICATIONS

<b>Capacity</b>	30758 - (2) #14 to 4-1/0, .25" - 1.24" (6.4 - 31.5 mm) diameter
	597 - 3-1/0 to 250 MCM, .75" - 1.99" (1.9 - 50.5 mm) diameter
	598 - 3-350 MCM to 3-750 MCM, 1.50" - 2.99" (38.1 - 75.9 mm) diameter
	599 - 3-1/0 to 3-750 MCM, .75" - 2.99" (1.9 - 75.9 mm) diameter
<b>Weight</b>	<b>30758</b> - 1.2 lbs. (.5 kg) <b>597</b> - 6 lbs. (2.7 kg)
	<b>598</b> - 9.9 lbs. (4.5 kg) <b>599</b> - 13 lbs. (5.9 kg)

- Handy set gives you the size range you need.
- Have the correct grip on the job and save time.

CAT. NO.	UPC NO.	DESCRIPTION
30758	30758	Building Wire Junior Grip Set - diameter range .25" - 1.24" (6.4 - 31.5 mm). Consists of 30588, 30590, 30592, and 30594, 30584, 30586.
597	31482	T-Type Grip Set - diameter range .75" - 1.99" (19 - 50.5 mm). Consists of 30576, 30578, and 31010.
598	31483	T-Type Grip Set - diameter range 1.50" - 2.99" (38.1 - 75.9 mm). Consists of 31010, 30580 and 31012.
599	31484	T-Type Grip Set - diameter range .75" - 2.99" (19 - 75.9 mm). Consists of 30576, 30578, 31010, 30580 and 31012.

## Junior Basket-Type Pulling Grips



- Use to pull in: conduit or tray.
- Type of pulls: building wire manually.
- Type of grip: single weave galvanized steel mesh with flexible pulling eye.
- Select the grip with a maximum rated capacity that meets or exceeds the cable puller's maximum pulling force.

CAT. NO.	UPC NO.	CABLE DIAMETER RANGE		MAXIMUM RATED CAPACITY		EYE LENGTH		MESH LENGTH	
		INCH	MM	LBS.	KN	INCH	MM	INCH	MM
30596	30596	.19 - .24	4.8 - 6.1	80	.3	3-1/4	82.6	4-1/4	108
30584	30584	.25 - .36	6.2 - 9.1	90	.4	3-1/4	82.6	4-1/4	108
30586	30586	.37 - .49	9.2 - 12.6	180	.8	3-3/4	95.3	7	177.8
30588	30588	.50 - .61	12.7 - 15.50	260	1.1	4-1/4	108	8-1/2	215.9
30590	30590	.62 - .74	15.6 - 18.9	390	1.7	5	127	10	254
30592	30592	.75 - .99	19 - 25.3	560	2.4	5-3/4	146	10	254
30594	30594	1.00 - 1.24	25.4 - 31.5	780	3.4	6-1/2	165.1	11-1/2	292.1

## Light-Duty Basket-Type Pulling Grips



- Use to pull in: conduit or tray.
- Type of pulls: light-duty, short, easy runs.
- Type of grip: single weave galvanized steel mesh with flexible pulling eye.
- Select the grip with a maximum rated capacity that meets or exceeds the cable puller's maximum pulling force.

CAT. NO.	UPC NO.	CABLE DIAMETER RANGE		MAXIMUM RATED CAPACITY		EYE LENGTH		MESH LENGTH	
		INCH	MM	LBS.	KN	INCH	MM	INCH	MM
30536	30536	.50 - .61	12.7 - 15.5	560	2.5	5	127	16	406.4
30538	30538	.62 - .74	15.6 - 18.9	560	2.5	5	127	16	406.4
30540	30540	.75 - .99	19.0 - 25.3	800	3.5	6	152.4	20	508
30542	30542	1.00 - 1.24	25.4 - 31.5	1360	6	7	177.8	20	508
30544	30544	1.25 - 1.49	31.6 - 38	1360	6	7	177.8	21	533.4
30546	30546	1.50 - 1.99	38.1 - 50.7	1360	6	8	203.2	23	584.2
30548	30548	2.00 - 2.49	50.8 - 63.4	1700	7.5	9	228.6	25	635
30550	30550	2.50 - 2.99	63.5 - 76.1	2120	9.4	9	228.6	27	685.8
30552	30552	3.00 - 3.49	76.2 - 88.8	2940	13	10	254	30	762
30554	30554	3.50 - 3.99	88.9 - 101.3	2940	13	10	254	32	812.8

NOTE: Rope is a very critical link in the cable pulling system. See page 207 for proper pulling rope selection.

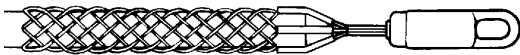
## T-Basket-Type Pulling Grips



- Use to pull in: conduit or tray.
- Type of pulls: medium-duty.
- Type of grip: double weave galvanized steel mesh with flexible pulling eye.
- Select the grip with a maximum rated capacity that meets or exceeds the cable puller's maximum pulling force.

CAT. NO.	UPC NO.	CABLE DIAMETER RANGE		MAXIMUM RATED CAPACITY		EYE LENGTH		MESH LENGTH		
		INCH	MM	LBS.	KN	INCH	MM	INCH	MM	
<b>SHORT</b>										
30558	30558	.50 - .61	12.7 - 15.5	900	4	8	203.2	21	533.4	
30560	30560	.62 - .74	15.6 - 18.9	1120	4.9	8	203.2	24	610	
30562	30562	.75 - .99	19.0 - 25.3	1360	6	9	228.6	24	610	
30564	30564	1.00 - 1.49	25.4 - 38.0	1920	8.7	9	228.6	24	610	
30566	30566	1.50 - 1.99	38.1 - 50.7	3280	14.5	11	279.4	24	610	
30568	30568	2.00 - 2.49	50.8 - 63.3	3700	16.4	12	304.8	24	610	
30570	30570	2.50 - 2.99	63.5 - 76.1	4900	21.7	12	304.8	24	610	
30572	30572	3.00 - 3.49	76.2 - 88.8	4900	21.7	14	355.6	24	610	
30574	30574	3.50 - 3.99	88.9 - 101.3	6200	27.5	14	355.6	26	660.4	
<b>STANDARD</b>										
30576	30576	.75 - .99	19.0 - 25.3	1360	6	9	228.6	36	914.4	
30578	30578	1.00 - 1.49	25.4 - 38.0	1920	8.7	9	228.6	36	914.4	
31010	31010	1.50 - 1.99	38.1 - 50.7	3280	14.5	11	279.4	36	914.4	
30580	30580	2.00 - 2.49	50.8 - 63.3	3700	16.4	12	304.8	36	914.4	
31012	31012	2.50 - 2.99	63.5 - 76.1	4900	21.7	12	304.8	36	914.4	
30582	30582	3.00 - 3.49	76.2 - 88.8	4900	21.7	14	355.6	36	914.4	
31014	31014	3.50 - 3.99	88.9 - 101.3	6200	27.5	14	355.6	40	1016	

## K Basket-Type Pulling Grips



- Use to pull in: conduit or tray.
- Type of pulls: heavy-duty, long, hard runs.
- Type of grip: double-weave galvanized steel mesh with forged steel swivel eye.
- Select the grip with a maximum rated capacity that meets or exceeds the cable puller's maximum pulling force.

CAT. NO.	UPC NO.	CABLE DIAMETER RANGE		MAXIMUM RATED CAPACITY		EYE LENGTH		MESH LENGTH		ROTATING EYE DIA.	
		INCH	MM	LBS.	KN	INCH	MM	INCH	MM	INCH	MM
<b>STANDARD</b>											
30442	30442	.50 - .61	12.7 - 15.5	1120	4.9	5	127	16	406.4	7/8	22.2
30998	30998	.62 - .74	15.6 - 18.9	1360	6	5	127	16	406.4	7/8	22.2
30460	30460	.75 - .99	19.0 - 25.3	1920	8.5	6	152.4	32	812.8	1	25.4
31000	31000	1.00 - 1.49	25.4 - 38.0	3280	14.5	7	177.8	33	838.2	1-3/8	34.9
30462	30462	1.50 - 1.99	38.1 - 50.7	3280	14.5	7	177.8	34	863.6	1-3/8	34.9
31002	31002	2.00 - 2.49	50.8 - 63.3	5440	24.1	9	228.6	36	914.4	1-5/8	41.2
30464	30464	2.50 - 2.99	63.5 - 76.1	6600	29.3	10	254	38	965.2	1-7/8	47.6
31004	31004	3.00 - 3.49	76.2 - 88.8	8200	36.5	10	254	39	990.6	1-7/8	47.6
30466	30466	3.50 - 3.99	88.9 - 101.5	9600	42.7	10	254	41	1041.4	1-7/8	47.6
31006	31006	4.00 - 4.49	101.6 - 114.2	9600	42.7	10	254	42	1066.8	1-7/8	47.6
30468	30468	4.50 - 4.99	114.3 - 126	9600	42.7	10	254	58	1473.2	1-7/8	47.6
30470	30470	5.00 - 5.99	127 - 152.3	9600	42.7	10	254	60	1524	1-7/8	47.6

NOTE: Rope is a very critical link in the cable pulling system. See page 207 for proper pulling rope selection.



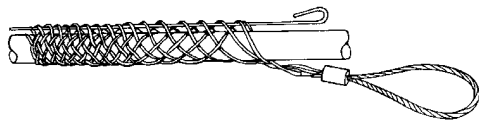
## Multiple Strength Basket-Type Pulling Grips with Rotating Forged Eye



- Use to pull overhead transmission lines, bare or insulated conductors and wire rope.
- Type of pulls: heavy-duty, long distance.
- Triple, to double, to single weave galvanized steel mesh with forged steel swivel eye
- Color coded for easy size identification.
- Select the grip with a maximum rated capacity that meets or exceeds the cable puller's maximum pulling force.

CAT. NO.	UPC NO.	CABLE DIAMETER RANGE		MAXIMUM RATED CAPACITY		COLOR CODE	EYE LENGTH		MESH LENGTH		ROTATING EYE DIAMETER	
		INCH	MM	LBS.	KN		INCH	MM	INCH	MM	INCH	MM
30474	30474	.25 - .49	12.7 - 15.5	1360	6	Dark Green	5	127	26	660.4	7/8	22.3
30476	30476	.50 - .74	15.6 - 18.9	2000	8.8	Brown	6	152.4	32	812.8	1	25.4
30478	30478	.75 - .99	19.0 - 25.3	2880	12.8	Light Blue	6	152.4	41	1041.4	1	25.4
30480	30480	1.00 - 1.24	25.4 - 31.5	4920	21.8	Gold	8	203.2	52	1320.8	1-3/8	34.9
30482	30482	1.25 - 1.49	31.6 - 38.0	6120	27.2	Black	8	203.2	56	1422.4	1-5/8	41.2
30484	30484	1.50 - 1.74	38.1 - 44.3	6120	27.2	Red	9	228.6	60	1524.0	1-7/8	47.6
30486	30486	1.75 - 2.24	44.4 - 56.9	9600	42.7	Dark Blue	10	254	70	1778.0	1-7/8	47.6
30502	30502	2.00 - 2.49	50.8 - 63.4	9600	42.7	Yellow	10	254	50	1270	1-7/8	47.6
30504	30504	2.50 - 2.99	63.5 - 76.1	9600	42.7	Orange	10	254	52	1320.8	1-7/8	47.6
30506	30506	3.00 - 3.49	76.2 - 88.8	9600	42.7	Aluminum	10	254	54	1371.6	1-7/8	47.6
30508	30508	3.50 - 3.99	88.9 - 101.3	9600	42.7	Light Green	10	254	56	1422.4	1-7/8	47.6

## Split Mesh Rod Closing Basket-Type Slack Pulling Grips



- Use to pull when the end of the conductor is not available.
- Type of pulls: light and straight. The rod will not flex around bends.
- Single weave galvanized steel mesh with rod closing and an offset flexible eye.
- Select the grip with a maximum rated capacity that meets or exceeds the cable puller's maximum pulling force.

CAT. NO.	UPC NO.	CABLE DIAMETER RANGE		MAXIMUM RATED CAPACITY		EYE LENGTH		MESH LENGTH	
		INCH	MM	LBS.	KN	INCH	MM	INCH	MM
30658	30658	.50 - .61	12.7 - 15.50	300	1.3	7	177.8	6	152.4
31024	31024	.62 - .74	15.6 - 18.9	360	1.6	7	177.8	8	203.2
30660	30660	.75 - .99	19 - 25.3	440	1.9	7	177.8	10	254
31026	31026	1.00 - 1.24	25.4 - 31.5	680	3	8	203.2	12	304.8
30662	30662	1.25 - 1.49	31.6 - 38.0	900	4	8	203.2	14	355.6
31028	31028	1.50 - 1.74	38.1 - 44.3	1160	5.1	9	228.6	15	381
30664	30664	1.75 - 1.99	44.4 - 50.7	1520	6.7	10	254	16	406.4
31030	31030	2.00 - 2.49	50.8 - 63.4	1800	8	10	254	19	482.6
30666	30666	2.50 - 2.99	63.5 - 76.1	2200	9.7	10	254	20	508
31032	31032	3.00 - 3.49	76.2 - 88.8	2400	10.6	12	304.8	21	533.4
30668	30668	3.50 - 3.99	88.9 - 101.3	2400	10.6	12	304.8	24	610

NOTE: Rope is a very critical link in the cable pulling system. See page 207 for proper pulling rope selection.

# CABLE PULLING LUBRICANTS

## UG5 Ultra GLIDER™ Cable Pulling Lubrication System



The Greenlee UG5 Ultra Glider™ is the “new way” to effectively apply cable lube during cable installation. The Ultra GLIDER™ has several advantages over the manual method used by most contractors today.

- Applies lube more evenly around the cable and more consistently than can be done by hand. This reduces the force required by the cable puller and reduces the chance for damage to the cable.
- During a cable pull, the person feeding the cable usually can also operate the Ultra GLIDER™, which reduces the need for one person on the job.
- Eliminates the need for a person to place their hands near the point where the cable enters the conduit or duct.
- Eliminates the mess and slippery surfaces associated with manual cable lubrication.
- Applicators clean easily with water. Power unit and hose do not require cleaning between jobs.
- 3 pump speeds make it easy to match the lube rate to the needs of the pull.

### SPECIFICATIONS

<b>Dimensions</b>	Depth: 17" (0.43 m) Width: 18" (0.45 m) Height: 39" (1 mm)
<b>Weight</b>	24 lbs. (11 kg)
<b>Wheel Diameter</b>	8" (20 cm)
<b>Hose length</b>	10' (3 m)
<b>Battery (12V unit only)</b>	Type: Sealed lead acid rechargeable battery DC output: 12-Volt Weight: 14.5 lbs. (6.6kg) Battery Life: Three to four 5 gallon buckets per charge
<b>Motor (120V unit only)</b>	AC output: 120-Volt Amps: 6 Amps

CAT. NO.	UPC NO.	DESCRIPTION
UG511S	10353	ULTRA-GLIDER 120V with UGSAK slip-in applicator kit
UG511T	10355	ULTRA-GLIDER 120V with UGTAK threaded applicator kit
UG511ST	10356	ULTRA-GLIDER 120V including slip-in applicator kit UGSAK & threaded applicator kit UGTAK
UG512S	10357	ULTRA-GLIDER 12V with UGSAK slip-in applicator kit
UG512T	10359	ULTRA-GLIDER 12V with UGTAK threaded applicator kit
UG512ST	10360	ULTRA-GLIDER 12V including slip-in applicator kit UGSAK & threaded applicator kit UGTAK
UG511	10354	ULTRA-GLIDER 120V ASSEMBLY without applicators
UG512	10358	ULTRA-GLIDER 12V ASSEMBLY without applicators
UGSAK	10252	Slip-In Applicator Kit (Includes 2", 2-1/2", 3", 3-1/2" and 4" applicators with case)
UGTAK	10253	Threaded Applicator Kit (Includes 2", 2-1/2", 3", 3-1/2" and 4" applicators with case)
UGSA150	10287	1-1/2" Slip-In Applicator Assembly
UGSA200	10289	2" Slip-In Applicator Assembly
UGSA250	10291	2-1/2" Slip-In Applicator Assembly
UGSA300	10293	3" Slip-In Applicator Assembly
UGSA350	10295	3-1/2" Slip-In Applicator Assembly
UGSA400	10297	4" Slip-In Applicator Assembly
UGSA500	10304	5" Slip-In Applicator Assembly
UGSA600	10311	6" Slip-In Applicator Assembly
UGTA075	10284	3/4" Threaded Applicator Assembly
UGTA100	10285	1" Threaded Applicator Assembly
UGTA125	10286	1-1/4" Threaded Applicator Assembly
UGTA150	10278	1-1/2" Threaded Applicator Assembly
UGTA200	10279	2" Threaded Applicator Assembly
UGTA250	10280	2-1/2" Threaded Applicator Assembly
UGTA300	10281	3" Threaded Applicator Assembly
UGTA350	10282	3-1/2" Threaded Applicator Assembly
UGTA400	10283	4" Threaded Applicator Assembly
12656	12656	20' Extension Hose (MAXIMUM EXTENSION IS 20')

## Cable Pulling Lubricant Selection Guide

Clear Lube™



Cable-Cream®



Cable-Gel®



Winter-Gel™



### APPLICATION

	Clear Lube™	Cable-Cream®	Cable-Gel®	Winter-Gel™
	Electrical or datacom use. Clear and colorless for easy cleanup.	Electrical use. Heavy Duty lubricant adheres well to cable without messy dripping.	Electrical or datacom use. Cleans up quickly, non-staining. Can be applied by hand or pump.	Electrical or datacom use. Cleans up quickly, non-staining. Can be applied by hand or pump.
Application Temperature Range (°F)	20°F - 190°F	20°F - 190°F	20°F - 190°F	20°F - 190°F
Application Temperature Range (°C)	-6°C - 88°C	-6°C - 88°C	-6°C - 88°C	-6°C - 88°C
Minimum Storage Temperature	30° F/-1 C	30° F/-1 C	30° F/-1 C	30° F/-1 C
Base	Polymer	Wax	Polymer	Polymer
Average Coefficient of Friction*	0.26	0.11	0.18	0.21
Color	Clear	Yellow	Blue/Green	Blue

### COMPATABILITY (CABLE TYPE)

	Clear Lube™	Cable-Cream®	Cable-Gel®	Winter-Gel™
Rubber	✓	✓	✓	✓
Neoprene	✓	✓	✓	✓
Nylon	✓	✓	✓	✓
PVC	✓	✓	✓	✓
High-density or cross linked polyethylene	✓	✓	✓	✓
Low-density polyethylene	✓	✓	✓	✓
Semiconducting jacket	✓	✓	✓	✓
Hypalon	✓	✓	✓	✓

\* (IEEE 375-2 test procedure) kinetic coefficient of friction tested at 300 lb/ft sidewall bearing pressure

## Cable Lubricant Quantity Chart

The following equation is a general guideline to determine the amount of cable lubricant to use for an average cable pull.

$$Q = 0.0015 \times L \times D$$

Where:

Q = Quantity of cable lubricant to use in gallons

L = Length of cable pull in feet

D = Diameter of conduit or duct in inches

If the following situations apply, consider using additional lubricant:

- The cable jacket is hard and/or cable is very stiff.
- The conduit is rough or dirty.
- There are many bends to pull through.
- The percentage of conduit filled by the cable is unusually high.
- The conduit is water filled.

### SPECIFICATIONS

Pull Length	1"	2"	3"	4"
200'	0.3 gal.	0.6 gal.	0.9 gal.	1.2 gal.
300'	0.5 gal.	0.9 gal.	1.4 gal.	1.8 gal.
400'	0.6 gal.	1.2 gal.	1.8 gal.	2.4 gal.
600'	0.9 gal.	1.8 gal.	2.7 gal.	3.6 gal.
800'	1.2 gal.	2.4 gal.	3.6 gal.	4.8 gal.
1000'	1.5 gal.	3.0 gal.	4.5 gal.	6.0 gal.

## Cable-Cream® Cable Pulling Lubricant



- Advanced formula, light yellow cream makes pulling faster and easier.
- Compatible with all cable insulation types.
- Dries slowly to a thin, non-conductive, non-hardening residue.
- Adheres well to the cable without messy dripping. Reduces waste.
- Cleans up easily. Non-staining.
- Won't break down or separate after exposure to freezing cold or blistering heat.
- Environmentally safe/non-hazardous.

### SPECIFICATIONS

<b>Weight</b>	CRM-Q - 2.3 lbs. (1 kg) CRM-5 - 42 lbs. (19.1 kg) CRM-1 - 9.5 lbs. (4.3 kg)
<b>Viscosity</b>	30,000 - 45,000 CPS
<b>PH Range</b>	7.0 - 8.0
<b>Average COF</b>	0.11

CAT. NO.	UPC NO.	DESCRIPTION
CRM-Q	35207	Cable-Cream One Quart Squeeze Bottle (.95 l)
CRM-1	35208	Cable-Cream One Gallon (3.79 l)
CRM-5	35209	Cable-Cream 5 Gallons (18.93 l)

## Cable-Gel® Cable Pulling Lubricant



- Polymer-based, no silicon lubricant offers lower friction and easier pulling.
- Compatible with all cable insulation types.
- Cleans up quickly. Non-staining.
- Higher lubricity than competitive products.
- Will not cement itself to the pipe.
- Dries slowly.
- Can be applied by hand or pump.
- Will not break down or separate after exposure to heat or cold.
- Environmentally safe/non-hazardous.

### SPECIFICATIONS

<b>Weight</b>	GEL-Q - 2.3 lbs. (1 kg) GEL-1 - 8.5 lbs. (3.9 kg) GEL-5 - 45 lbs. (20.4 kg) GEL-55 - 498 lbs. (225.9 kg)
<b>Viscosity</b>	8,000 - 12,000 CPS
<b>PH Range</b>	7.0 - 8.0
<b>Average COF</b>	0.18

CAT. NO.	UPC NO.	DESCRIPTION
GEL-Q	35211	Cable-Gel One Quart Squeeze Bottle (.95 l)
GEL-1	35212	Cable-Gel One Gallon (3.79 l)
GEL-5	35213	Cable-Gel 5 Gallons (18.93 l)

## Winter-Gel™ Cable Pulling Lubricant



- Winter-Gel will not freeze until -25° F (-31° C).
- Reduces friction for easy pulling.
- Compatible with all cable insulation types.
- Cleans up quickly and easily.
- High lubricity.
- Can be used all year long.
- Environmentally safe.

### SPECIFICATIONS

<b>Weight</b>	WGEL-Q - 2.3 lbs. (1 kg) WGEL-1 - 9 lbs. (4.1 kg) WGEL-5 - 44 lbs. (20 kg)
<b>Viscosity</b>	10,000 - 14,000 CPS
<b>PH Range</b>	7.0 - 8.0
<b>Average COF</b>	0.21

CAT. NO.	UPC NO.	DESCRIPTION
WGEL-Q	35215	Winter-Gel Pulling Lube One Quart Squeeze Bottle (.95 l)
WGEL-1	35216	Winter-Gel Pulling Lube One Gallon (3.79 l)
WGEL-5	35217	Winter-Gel Pulling Lube 5 Gallons (18.93 l)

## Clear Lube™



LISTED



- Designed for use within electrical or datacom cable pulls.
- Clear and colorless for quick, easy clean-up.
- Environmentally safe, non-hazardous, non-toxic and non-corrosive.
- Easy to apply either by hand, brush or pump.
- Polymer base with no silicon additives.
- Three-year shelf life with no deterioration in lubricant.

CAT. NO.	UPC NO.	DESCRIPTION
CLR-Q	10437	Clear Lube pulling lubricant, 1 quart (.95 l)
CLR-1	10438	Clear Lube pulling lubricant, 1 gallon (3.79 l)
CLR-5	10439	Clear Lube pulling lubricant, 5 gallon (18.93 l)

### SPECIFICATIONS

<b>Weight</b>	CLR-Q - 2.3 lbs. (1.0 kg) CLR-1 - 7.6 lbs. (3.5 kg) CLR-5 - 44.8 lbs. (20.4 kg)
<b>Viscosity</b>	10,000 - 20,000 CPS
<b>PH Range</b>	6.0 - 8.0
<b>Average COF</b>	0.26

# SWABS, BRUSHES, MANDRELS

## Lube Spreader Swab



- Spreads a coat of wire lubricant in duct before installation of cable.
- Cleans mud, dirt, and light debris from duct before pulling.
- Tapered shape permits bi-directional use.
- Will not damage inner walls of duct.

CAT. NO.	UPC NO.	DUCT SIZE		MAXIMUM DISK SIZE		MAXIMUM RATED CAPACITY		WEIGHT	
		INCH	MM	INCH	MM	LBS.	KN	LBS.	KG
16854	16854	2	50.8	1.75	44.5	4800	21.3	.5	.23
16856	16856	2.5	63.5	2.25	57.2	4800	21.3	.6	.27
16857	16857	3	76.2	2.75	69.9	4800	21.3	1.5	.68
16858	16858	3.5	88.9	3.25	82.6	4800	21.3	2.0	.91
16859	16859	4	102	3.75	95.3	4800	21.3	2.5	1.13
17370	17370	5	127	4.75	120.7	4800	21.3	3.5	1.59
17571	17571	6	152	5.75	146.1	4800	21.3	4.0	1.81

## Wire Duct Brush



- Flat steel bristles for maximum cleaning of sand, grit and light obstructions from duct.
- Pulling eye on one end and smaller twisted eye on the other end for tailing line allows bi-directional use.
- Can be pulled to loosen dried material before using mandrels or spreader swabs.

CAT. NO.	UPC NO.	DUCT SIZE		MAXIMUM DIAMETER		MAXIMUM RATED CAPACITY		WEIGHT	
		INCH	MM	INCH	MM	LBS.	KN	LBS.	KG
39274	39274	2	50.8	1.87	47.5	200	.89	.83	.38
39276	39276	2.5	63.5	2.38	60.5	200	.89	.83	.38
39278	39278	3	76.2	2.87	72.9	200	.89	.83	.38
39280	39280	3.5	88.9	3.38	85.9	200	.89	.90	.41
39282	39282	4	102	3.87	98.3	200	.89	.95	.43
39284	39284	5	127	4.87	123.7	200	.89	1.15	.52
39286	39286	6	152	5.87	149.1	200	.89	1.28	.58

## Flexible Mandrel



- Useful for cleaning out mud, dirt, and light obstacles from ducts before installation of cable.
- Can be used around tight bends due to convex contacts between disks.
- Tapered profile allows pulling in either direction. Pulling eyes on both ends.
- Polyurethane disks do not damage inner walls of duct.

CAT. NO.	UPC NO.	DUCT SIZE		MAXIMUM DISK SIZE		MAXIMUM RATED CAPACITY		WEIGHT	
		INCH	MM	INCH	MM	LBS.	KN	LBS.	KG
39265	39265	2	50.8	1.88	47.7	2330	10.3	1	.45
39263	39263	2.5	63.5	2.19	55.6	2330	10.3	1	.45
39261	39261	3	76.2	2.81	71.4	2330	10.3	1.5	.68
39259	39259	3.5	88.9	3.25	82.5	4800	21.3	3.5	1.59
39257	39257	4	102	3.75	95.3	4800	21.3	4.5	2.04
39255	39255	5	127	4.69	119.1	4800	21.3	6	2.72
39288	39288	6	152	5.81	147.5	4800	21.3	8.5	3.85



## WIRE & CABLE TERMINATION

GREENLEE WIRE AND CABLE TERMINATION TOOLS ARE UL AND CUL CERTIFIED WITH SEVEN MAJOR BRANDS OF LUGS AND SPLICES. CHOOSE FROM SMART FEATURES SUCH AS INTELICRIMP™ AND AUTOSTOP ON GATOR® BRAND BATTERY TOOLS, OR TRY OUR COMPREHENSIVE SELECTION OF MANUAL TOOLS WHENEVER YOU NEED TO STRIP, CUT, AND CRIMP WIRE AND CABLE.

### Contents

Battery-Powered Hydraulic Pumps	223
CCX	224
Copper & Aluminum Cutting	227
ACSR, Guy Strand & Steel Cutting	236
Communications & Underground Power Cable Cutting	242
Die-Type Crimping	246
Dieless Crimping	255
Crimping Dies	258
Accessories	261
Crimping Die Cross Reference	263
Cable Bending Tools	266
Wire & Cable Stripping Tools	267
Wire Crimping Tools	269
Wire Ferrule Crimping Tools	272

<sup>1</sup> On select tools only.

<sup>2</sup> On select tools only. UL and CUL rated with Anderson®, Blackburn®, FCI Burndy®, ILSCO®, Panduit®, Penn-Union®, and Thomas & Betts® brand lugs and splices.

## Feature Legend of Icons



IntelliCRIMP™  
Technology



18V Lithium-Ion  
Battery



Automatic  
Retraction  
Stop



Retraction  
Stop Repeat



LED Work  
Light



Battery  
LED Monitor



Crimping  
Force in  
TONS

**DIELESS**

Crimping Tool  
that does not  
require die set

# INTELLI-CRIMP™

## Intelligent Crimping System



### The New Standard

Battery powered Crimping and Cutting Tools from Greenlee have always represented the most comfortable and efficient solutions when it comes to reliable crimping of connectors and cutting cables. However, outstanding results are no reason for us to rest on our laurels. On the contrary, we are always committed to improve the good and make it even better. The result: our new tool generation with IntelliCRIMP™.

When it comes to Crimping and Cutting Tool intelligence, efficiency and ergonomics, Greenlee Gator® Tools are faster, safer and easier than ever before.

### More Intelligent

- Intelligent Crimping System Technology includes a pressure sensor that monitors the crimping force of each crimp and provides the operator a visual and audible alert if the force is below specifications.
- Some tool models have Retraction Stop Repeat (RSR) which allows the operator to partially retract the ram and then the tool repeats the retraction for subsequent crimps.
- Some tool models have Automatic Retraction Stop (ARS) which retracts the ram just enough to get ready for the next cycle, saving time and energy.
- LED light provides the operator with the battery charge and tool maintenance status.
- Two-stage hydraulic system provides fast advance and power speeds, saving time.
- Smart chargers control the charging current, charging voltage and battery temperature to maximize battery life.

### More Power

- State of the art 18V lithium ion (Li-ion) battery provides 70% more cycles per charge and faster cycle times.
- Available with 120V, 12V or 230V battery charger.
- Available with 120V or 230V corded adapter in place of batteries and charger.

### More Ergonomic

- Forward handle position improves tool balance.
- One trigger controls all tool functions.
- Overmolded tacky grip areas make gripping the tool easier and more comfortable.
- LED work light illuminates dark work areas.

### More "Green"

- Greenlee battery-powered crimping tools now use bio-degradable oil.

### More Connections

- Connections are UL and cUL classified when tools are used with 7 brands of color-coded lugs and splices. Most competitive tools are UL approved with only one connector brand.



# BATTERY-POWERED HYDRAULIC PUMPS

## EHP700L Hydraulic Battery-Powered Pump

**NEW PRODUCT**

**AVAILABLE AS BARE TOOL**



- Loaded with intelligent features such as a multi-function pressure sensor, self-diagnostics, and a real-time LED readout
- The EPH700L is a versatile battery pump that can crimp, cut and punch with up to 10,000 PSI of pressure.
- The pump weighs only 14 lbs (including batteries)
- The mode dial enables the user to select between three primary intelligent program settings: CRIMP, CUT and PUNCH.
- Features three extra settings reserved for future use
- Each setting provides specific pressure functionality for the job at hand.
- Additional programs can be added, making the EHP700L a multi-function tool designed to help you get the job done faster, safer and easier than ever before.
- Intelli-CRIMP™ technology monitors the crimping process, ensuring the correct amount of pressure is applied for each crimp.
- Real-Time Monitoring is displayed via LED screen and recorded for statistics.
- Automatic Retraction detects pressure drop from completed action and releases pressure, preventing damage to head.
- Manual Retraction allows user to retract head to starting position at any time.
- Future Proof settings allow for a variety of additional functions to be programmed into the pump via a bi-directional optical connection.

**18v**  
Lithium-Ion

**Intelli-CRIMP™**

**RSR**



### SPECIFICATIONS

<b>Operating pressure:</b>	10,000 PSI (700 bar)
<b>Oil volume:</b>	0.80 qt (0.76l)
<b>Flow rate of double stage pump:</b>	
Low pressure range:	up to 0.9 l/min
At full pressure:	0.3 l/min
<b>Degree of protection:</b>	IP43
<b>Battery voltage:</b>	18V
<b>Battery capacity:</b>	3.0 Ah, Li-Ion

### SPECIFICATIONS

<b>Number of batteries:</b>	2 - 1 active, 1 stored
<b>Charging time:</b>	30 minutes
<b>Ambient temperature:</b>	10°F - 104°F (-12°C to 40°C)
<b>Weight:</b>	10.8 lbs. (4.9 kg) without batteries
<b>Weight with 2 batteries:</b>	14.1 lbs.
<b>Length:</b>	14.0" (356mm)
<b>Width:</b>	6.5" (165mm)
<b>Height:</b>	11.5" (292mm)

CAT. NO.	UPC NO.	DESCRIPTION
EHP700L11	00735	POWER PUMP, BAT 120V CHRGR
EHP700L12	00764	POWER PUMP, BAT 12V CHRGR
EHP700L22	00765	POWER PUMP, BAT 230V CHRGR
EHP700L120	00766	POWER PUMP, 120V ADAPTER
EHP700L230	00767	POWER PUMP, 230V ADAPTER
<b>B</b> EHP700LB	01151	EHP700 Bare Pump
HTA4GL	00759	REMOTE CONTROL
TG3	01054	STRAP
EAC18120	52191	ADAPTER, AC - 120V TO 18V
EAC18230	52192	ADAPTER, AC - 230V TO 18V
52176	52176	BATTERY, 18V Li ION 3.0Ah
52178	52178	CHARGER, BATTERY 120V
52179	52179	CHARGER, BATTERY 230V
52180	52180	CHARGER, BATTERY 12V
25766	25766	ADAPTER, CHARGER 18V LI TO 12V NI
EL122/32	02042	HYDRAULIC FLUID, BIODEGRADABLE
17707	17707	HOSE ASSY, 1/4" X 10' 3/8M&1/4M FILLED
05850	05850	HOSE ASSY, 1/4" X 10' 3/8M&3/8F FILLED
01058	01058	HOSE ASSY, 1/4" X 6' 3/8M&1/4M FILLED
01059	01059	HOSE ASSY, 1/4" X 6' 3/8M&3/8F FILLED

## CCX

### What Is CCX?

The Greenlee CCX three-step, 10-second function changeover. The easy, quick-release design makes changeovers this simple:



- 1 Just push the release buttons, and the blades slide right out of the easy-opening CCX head.



- 2 Alternate die adapters, cutter blades, or knockout punch adapters slide right in!



- 3 You're working again, with no lost time!

### CCX—Exclusive Multipurpose Tools from Greenlee

Get more for your money and carry fewer tools – with CCX. This advanced line of multipurpose tools is designed to work with a wide variety of cutting blades and crimping die adapters, and a knockout punch adapter. Buy just one tool for countless electrical construction and maintenance jobs.

#### Cut

- Copper, aluminum, copperweld, and ACSR cable
- Guy strand, including EHS
- Threaded rod
- DIN rail

#### Crimp – 6-Ton Option

- Greenlee K22 & KA22
- Burndy W
- Kearney O
- Thomas & Betts 6Ton
- Blackburn OD
- Panduit CD2001
- For copper lugs and splices, use Greenlee dies up to 600 kcmil (MCM). For aluminum lugs & splices, use Greenlee dies up to 350 kcmil (MCM).\*

#### Crimp – 12-Ton Option

- Greenlee KC12 & KA12
- Burndy U
- Penn-Union T
- ILSCO ILD
- Thomas & Betts 15500 Series
- Blackburn B & H
- Panduit CD-920
- Huskie HT41

#### Punch – use the knockout punch adapter with

- Standard Slug-Buster and Slug-Splitter punches
- Non-round punches

\*UL and cUL classified to 600 kcmil (MCM) with Anderson, Blackburn®, Burndy, ILSCO, Panduit, Thomas & Betts, and Penn-Union **copper** color-coded connectors. UL & CUL classified to 350 kcmil (MCM) with Anderson, Blackburn®, Burndy, ILSCO, Panduit, Thomas & Betts, and Penn-Union **aluminum** color-coded connectors.

## E12CCXL & ECCXL Tool Capacities



### CRIMPING

Copper Color-Coded Lugs and Splices: 750 kcmil  
 Aluminum Color-Coded Lugs and Splices: 750 kcmil  
 5/8" Service Entrance Connectors: 10-1/0 AWG  
 .840 Service Entrance Connectors: 1/0-4/0 AWG  
 Aluminum Overhead "H" taps: 6 AWG-500 kcmil  
 One Piece ACSR Tension Splices: 4 AWG-556.5 kcmil  
 Two Piece ACSR Tension Splices: 2 AWG-556.5 kcmil

### CUTTING

Copper and Aluminum Cable: 1-1/2" (40 mm)  
 ACSR: 954 kcmil (Cardinal)  
 Standard Guy Strand: 5/8" (20 mm)  
 EHS Guy Strand: 1/2" (13 mm)  
 Ground Rod: 1/2" (13 mm)  
 Rebar (schedule 60): 1/2" (13 mm)  
 Threaded Rod: 1/4", 3/8", 1/2", 4 mm, 5 mm,  
 6 mm, 8 mm, 10 mm  
 DIN Rail: 35 x 7.5, 32 x 15 x 9, 35 x 15

### PUNCHING

Round: 5-5/8" (144.1 mm) in 10 ga. mild steel  
 Rectangular: 2.677" x 5.433" (68.0 mm x 138.0 mm)  
 Square: 5.4333" x 5.433" (138.0 mm x 138.0 mm)  
 Accessories required to punch 4-1/2" through 5-5/8"  
 12185 Spacer, 04686 Bushing and 03170 Sleeve

## WHY LITHIUM-ION BATTERIES...

- Weigh 40% less than NiMH or NiCd batteries
- Last 70% longer than NiMH or NiCd batteries
- No memory effect
- Smart chargers for maximum battery life
- No hazardous materials

# CCX

## Gator® CCXL Tools

AVAILABLE AS  
**BARE TOOL**

CLASSIFIED  
cUL US

**18V**  
Lithium-Ion

**RSR**

**LED**



**12-TON**  
E12CCXL



**6-TON**  
ECCXL

### Features

- Intelligent Crimping System Technology includes a pressure sensor that monitors the crimping force of each crimp and provides the operator a visual and audible alert if the force is below specifications.
- State of the art 18V lithium ion (Li-ion) battery provides 70% more cycles per charge and faster cycle times.
- Retraction Stop Repeat (RSR) allows the operator to partially retract the ram and then the tool repeats the retraction for subsequent crimps.
- LED light provides the operator with the battery charge and tool maintenance status.
- Two-stage hydraulic system provides fast advance and power speeds, saving time.
- Forward handle position improves tool balance.
- One trigger controls all tool functions.
- Crimping head rotates 350°
- Tools automatically retract when the crimping or cutting cycle is complete
- Overmolded tacky grip areas make gripping the tool easier and more comfortable.
- LED work light illuminates dark work areas.
- Greenlee battery-powered crimping tools now use bio-degradable oil.
- Smart chargers control the charging current, charging voltage and battery temperature to maximize battery life
- Available with 120V, 12V or 230V battery charger or with 120V or 230V corded adapter in place of batteries and charger
- Use optional CCX blades and adapters (see page 226)
- U.S. Patent #6,206,663, #6,532,790

### 12-Ton tools

When used with Greenlee KC12 and KA12 dies in combination with Anderson®, Blackburn®, FCI Burndy®, ILSCO®, Panduit®, Penn-Union® and Thomas & Betts® color-coded connectors, crimps on connections up to 750 kcmil are UL and cUL classified. The tools also accept all industry "U" type dies. These tools drive knockout punches through 5-5/8" diameter.

### 6-Ton tools

When used with Greenlee KC22 and KA22 dies in combination with Anderson®, Blackburn®, FCI Burndy®, ILSCO®, Panduit®, Penn-Union® and Thomas & Betts® color-coded connectors, connections up to 600 kcmil (copper) and 350 kcmil (aluminum) are UL and cUL classified. These tools also accept Greenlee, Burndy®, Kearney®, Blackburn®, Panduit® and Thomas & Betts® dies used for 6-ton tools. They can drive knockout punches up through 2" diameter.

SPECIFICATIONS	E12CCXL	ECCXL
<b>Crimping Force</b>	24,000 lb. (107 kN) 12-Ton	12,000 lb (53 kN) 6-Ton
<b>Length</b>	16-1/2" (419 mm)	16-1/2" (375 mm)
<b>Weight</b>	15 lbs. (6.8 kg)	14 lbs. (6.3 kg)
<b>Battery</b>	18 V, 3.0 Ah, Li-ion	18 V, 3.0 Ah, Li-ion
<b>Battery Charge Time</b>	1 hour	1 hour
<b>Est. Cycles Per Charge</b>	90	300

*Crimping dies on page 259-260*

CAT. NO.	UPC NO.	DESCRIPTION
E12CCXL11	52037	12-Ton Battery-Powered 12CCX tool, w/120V charger
E12CCXL12	52038	12-Ton Battery-Powered 12CCX tool, w/12V charger
E12CCXL22	52039	12-Ton Battery-Powered 12CCX tool, w/230V charger
E12CCXL120	12856	CCX 12-Ton Tool w/120V AC Adapter
E12CCXL230	12857	CCX 12-Ton Tool w/230V AC Adapter
ECCXL11	52040	6-Ton Battery-Powered CCX tool, w/120V charger
ECCXL12	52041	6-Ton Battery-Powered CCX tool, w/12V charger
ECCXL22	10134	6-Ton Battery-Powered CCX tool, w/230V charger
ECCXL120	10139	CCX 6-Ton Tool w/120V AC Adapter
ECCXL230	10140	CCX 6-Ton Tool w/230V AC Adapter
ECCXLB	01134	CCX bare assembly, 6T
E12CCXLB	01135	CCX bare assembly, 12T
<b>A</b> 12274	12274	Carrying Strap
<b>R</b> 52176	52176	18 V, 3.0 Ah, Li-ion Battery
<b>R</b> 10122	10122	Carrying Case for E12CCXL & ECCXL
<b>R</b> 52178	52178	120V Charger
<b>R</b> 52179	52179	230V Charger
<b>R</b> 52180	52180	12V Charger

*See page 226 for crimping die adapters, cutting blades and knockout punch adapter*

## CCX Tool Accessories (optional, all in pairs except punch driver)



UA22



UAK



UC40




UCUNC38



UA12P

### DIE ADAPTERS

CAT. NO.	UPC NO.	DESCRIPTION	ECCXL	E12CCXL
UA22	07062	Adapter for Greenlee K22 dies	✓	
UAK	07033	Adapter for Kearney "O", T&B "6 Ton", and Blackburn "OD" dies	✓	
UAW	07035	Adapter for Burndy "W" and Panduit "CD-2001" dies (equivalent to "D3" die)	✓	
 UA12T	20158	Adapter for "U" dies (included with E12CCXL tool)		✓

### CABLE CUTTING BLADES

CAT. NO.	UPC NO.	DESCRIPTION	ECCXL	E12CCXL
UC26	06714	Cutter Blades AL & CU 1" capacity	✓	✓
UC40	07036	Cutter Blades AL & CU 1-1/2" capacity	✓	✓
UCACSR	07037	Cutter blades for ACSR & guy strand	✓	✓

### THREADED ROD CUTTING BLADES

CAT. NO.	UPC NO.	DESCRIPTION	ECCXL	E12CCXL
UCUNC14	07038	Cutter blades for 1/4" threaded rod	✓	✓
UCUNC38	07039	Cutter blades for 3/8" threaded rod	✓	✓
UCUNC12	07274	Cutter blades for 1/2" threaded rod	✓	✓

### KNOCKOUT PUNCH ADAPTER

CAT. NO.	UPC NO.	DESCRIPTION	ECCXL	E12CCXL
UA12P	11890	Punch Driver Adapter* (accepts 3/4" draw stud)	✓	✓

\*U.S. Patent #6,065,326

**N** = NEW PRODUCT

**R** = REPLACEMENT PART

**A** = ACCESSORY

**B** = BARE TOOL



# COPPER AND ALUMINUM CUTTING

## Selection Guide for Copper & Aluminum Cable Cutters

CABLE SIZE		AWG	#8	#6	#4	#2	#1	1/0	2/0	3/0	4/0	250 kcmil	300 kcmil	350 kcmil	400 kcmil	500 kcmil	600 kcmil	750 kcmil	1000 kcmil	1500 kcmil	2000 kcmil	Page
		MM	6	10	16	25	35	40	50	70	95	120	150	150	185	240	300	400	500	800	1000	NO.
<b>BATTERY-POWERED</b>																						
E12CCXL, ECCXL	Al	.	.	.	.	.	.	.	.	.	.	.	.	.	.	.	.	.	.	.	.	225
	Cu	.	.	.	.	.	.	.	.	.	.	.	.	.	.	.	.	.	.	.	.	.
	ACSR	.	.	.	.	.	.	.	.	.	.	.	.	.	.	.	.	.	.	.	.	.
ES32L	Al	.	.	.	.	.	.	.	.	.	.	.	.	.	.	.	.	.	.	.	.	228
	Cu	.	.	.	.	.	.	.	.	.	.	.	.	.	.	.	.	.	.	.	.	.
ES1000	Al	.	.	.	.	.	.	.	.	.	.	.	.	.	.	.	.	.	.	.	.	229
	Cu	.	.	.	.	.	.	.	.	.	.	.	.	.	.	.	.	.	.	.	.	.
ES750	Al	.	.	.	.	.	.	.	.	.	.	.	.	.	.	.	.	.	.	.	.	229
	Cu	.	.	.	.	.	.	.	.	.	.	.	.	.	.	.	.	.	.	.	.	.
ESG50L	Al	.	.	.	.	.	.	.	.	.	.	.	.	.	.	.	.	.	.	.	.	230
	Cu	.	.	.	.	.	.	.	.	.	.	.	.	.	.	.	.	.	.	.	.	.
ESC85L, ESC105	Al	.	.	.	.	.	.	.	.	.	.	.	.	.	.	.	.	.	.	.	.	243/
	Cu	.	.	.	.	.	.	.	.	.	.	.	.	.	.	.	.	.	.	.	.	242
<b>HYDRAULIC</b>																						
750	Al	.	.	.	.	.	.	.	.	.	.	.	.	.	.	.	.	.	.	.	.	230
	Cu	.	.	.	.	.	.	.	.	.	.	.	.	.	.	.	.	.	.	.	.	.
<b>RATCHET</b>																						
759	Al	.	.	.	.	.	.	.	.	.	.	.	.	.	.	.	.	.	.	.	.	232
	Cu	.	.	.	.	.	.	.	.	.	.	.	.	.	.	.	.	.	.	.	.	.
760,761	Al	.	.	.	.	.	.	.	.	.	.	.	.	.	.	.	.	.	.	.	.	232/
	Cu	.	.	.	.	.	.	.	.	.	.	.	.	.	.	.	.	.	.	.	.	231
45206, 45206I	Al	.	.	.	.	.	.	.	.	.	.	.	.	.	.	.	.	.	.	.	.	232
	Cu	.	.	.	.	.	.	.	.	.	.	.	.	.	.	.	.	.	.	.	.	.
45207, 45207I	Al	.	.	.	.	.	.	.	.	.	.	.	.	.	.	.	.	.	.	.	.	232
	Cu	.	.	.	.	.	.	.	.	.	.	.	.	.	.	.	.	.	.	.	.	.
773	Al	.	.	.	.	.	.	.	.	.	.	.	.	.	.	.	.	.	.	.	.	231
	Cu	.	.	.	.	.	.	.	.	.	.	.	.	.	.	.	.	.	.	.	.	.
774	Al	.	.	.	.	.	.	.	.	.	.	.	.	.	.	.	.	.	.	.	.	231
	Cu	.	.	.	.	.	.	.	.	.	.	.	.	.	.	.	.	.	.	.	.	.
756	Al	.	.	.	.	.	.	.	.	.	.	.	.	.	.	.	.	.	.	.	.	231
	Cu	.	.	.	.	.	.	.	.	.	.	.	.	.	.	.	.	.	.	.	.	.
<b>MANUAL</b>																						
727,727M	Al	.	.	.	.	.	.	.	.	.	.	.	.	.	.	.	.	.	.	.	.	234
	Cu	.	.	.	.	.	.	0	0	.	.	.	.	.	.	.	.	.	.	.	.	.
718,718F	Al	.	.	.	.	.	.	.	.	.	.	.	.	.	.	.	.	.	.	.	.	233
	Cu	.	.	.	.	.	.	.	.	.	.	.	0	0	0	.	.	.	.	.	.	.
718HL	Al	.	.	.	.	.	.	.	.	.	.	.	.	.	.	.	.	.	.	.	.	233
	Cu	.	.	.	.	.	.	.	.	.	.	.	.	.	.	0	0	.	.	.	.	.
704	Al	.	.	.	.	.	.	.	.	.	.	.	.	.	.	.	.	.	.	.	.	233
	Cu	.	.	.	.	.	.	.	.	.	.	.	.	.	.	.	.	.	.	.	.	.
705	Al	.	.	.	.	.	.	.	.	.	.	.	.	.	.	.	.	.	.	.	.	233
	Cu	.	.	.	.	.	.	.	.	.	.	.	.	.	.	.	.	.	.	.	.	.
706	Al	.	.	.	.	.	.	.	.	.	.	.	.	.	.	.	.	.	.	.	.	233
	Cu	.	.	.	.	.	.	.	.	.	.	.	.	.	.	.	.	.	.	.	.	.

Note: ● = Frequent use capacity 0 = maximum capacity

## Gator® ES32L Battery-Powered Cable Cutter

AVAILABLE AS  
**BARE TOOL**

**18V**  
Lithium-Ion



### SPECIFICATIONS

Capacity	500 kcmil (240 mm <sup>2</sup> ) Cu or Al cable
Battery Voltage	18V 1.5 Ah Li-ion
Length	14-5/8" (372 mm)
Weight	4.4 lbs. (2.0 kg)
Battery Charge Time	30 minutes
Est. Cycles Per Charge	200 (500kcmil cable requires 2 cycles per cut)

- State of the art 18V lithium ion (Li-ion) battery provides 70% more cycles per charge and faster cycle times.
- LED light provides the operator with the battery charge and tool maintenance status.
- Small size makes the ES32L an excellent tool for use inside panel boxes.
- In line tool style is light weight and very easy to control
- One trigger controls all tool functions.
- Cutting head rotates 350°
- Tools automatically retract when the cutting cycle is complete
- Overmolded tacky grip areas make gripping the tool easier and more comfortable.
- LED work light illuminates dark work areas.
- Greenlee battery-powered crimping tools now use bio-degradable oil.
- Smart chargers control the charging current, charging voltage and battery temperature to maximize battery life
- Available with 120V, 12V or 230V battery charger or with 120V or 230V corded adapter in place of batteries and charger

CAT. NO.	UPC NO.	DESCRIPTION
ES32L11	52107	ES32L Battery-Powered Cable Cutter w/120 volt Charger
ES32L12	52108	ES32L Battery-Powered Cable Cutter w/12 volt Charger
ES32L22	52116	ES32L Battery-Powered Cable Cutter w/230 volt Charger
ES32L120	52117	ES32L Cable Cutter w/120V AC Adapter
ES32L230	52118	ES32L Cable Cutter w/ 230V AC Adapter
<b>B</b> ES32LB	01136	ES32 Bare Cutting Tool, 1.5T
<b>R</b> 12092	12092	Movable Blade
<b>R</b> 12093	12093	Fixed Blade
<b>R</b> 52177	52177	18V 1.5 Ah Li-ion
<b>R</b> 25752	25752	Carrying Case
<b>R</b> 52178	52178	120V Charger
<b>R</b> 52179	52179	230V Charger
<b>R</b> 52180	52180	12V Charger

## Gator® ES32FL Battery-Powered Fine Stranded Copper Cable Cutter

AVAILABLE AS  
**BARE TOOL**

**18V**  
Lithium-Ion



### SPECIFICATIONS

Capacity	1-1/4" (32 mm) fine stranded Copper cable (Not for cutting standard stranded cables)
Battery Voltage	18V 1.5 Ah Li-ion
Length	14-5/8" (372 mm)
Weight	4.4 lbs. (2.0 kg)
Battery Charge Time	Approximately 30 minutes
Est. Cycles Per Charge	200 (500kcmil cable requires 2 cycles per cut)

- Designed specifically for cutting fine stranded copper cable
- State of the art 18V lithium ion (Li-ion) battery provides 70% more cycles per charge and faster cycle times.
- LED light provides the operator with the battery charge and tool maintenance status.
- In line tool style is light weight and very easy to control
- One trigger controls all tool functions.
- Cutting head rotates 350°
- Tools automatically retract when the cutting cycle is complete
- Overmolded tacky grip areas make gripping the tool easier and more comfortable.
- LED work light illuminates dark work areas.
- Greenlee battery-powered crimping tools now use bio-degradable oil.
- Smart chargers control the charging current, charging voltage and battery temperature to maximize battery life
- Available with 120V, 12V or 230V battery charger or with 120V or 230V corded adapter in place of batteries and charger

CAT. NO.	UPC NO.	DESCRIPTION
ES32FL11	19219	ES32FL Battery-Powered Cable Cutter w/120 V Charger
ES32FL12	19220	ES32FL Battery-Powered Cable Cutter w/12 V Charger
ES32FL22	19221	ES32FL Battery-Powered Cable Cutter w/230 V Charger
ES32FL120	19222	ES32FL Battery-Powered Cable Cutter w/120 V Charger
ES32FL230	19223	ES32FL Battery-Powered Cable Cutter w/230 V Charger
<b>B</b> ES32FLB	01137	ES32F Bare Cutting Tool, 1.5T
<b>R</b> 19234	19234	Blade Kit
<b>R</b> 52177	52177	18V 1.5 Ah Li-ion
<b>R</b> 25752	25752	Carrying Case
<b>R</b> 52178	52178	120V Charger
<b>R</b> 52179	52179	230V Charger
<b>R</b> 52180	52180	12V Charger

## Gator® ES1000 Battery-Powered Cable Cutter



- Compact design permits use in tight locations.
- One hand operation.
- Extra heavy blades for clean cuts and long life.
- Performs approximately 35 cuts in 1000 kcmil copper cable per battery charge.
- Large 2 1/8" diameter blade opening.
- Easy to switch between forward and reverse direction.
- 14.4 volt battery recharges in one hour.
- Includes two batteries, battery charger, and molded carrying case.
- Choice of 120 volt or 230 volt battery charger.

### SPECIFICATIONS

<b>Capacity</b>	Copper	1000 kcmil
	Aluminum	1000 kcmil
<b>Blade Opening</b>	2-1/8" (54mm)	
<b>Length</b>	14-3/4" (375mm)	
<b>Weight</b>	7.3 lb. (3.3 kg)	
<b>Battery</b>	14.4 Volt, NiCd	

CAT. NO.	UPC NO.	DESCRIPTION
ES100011	50013	Battery-powered Cable Cutter, 120 V Charger
ES100022	50015	Battery-powered Cable Cutter, 230 V Charger
<b>R</b> 11851	11851	14.4 V NiCd Battery
<b>R</b> 50017	50017	Blade Set
<b>R</b> 11845	11845	Carrying Case
<b>R</b> 11841	11841	120V Charger
<b>R</b> 11856	11856	230V Charger

## Gator® ES750 Battery-Powered Cable Cutter



- Cuts 500 kcmil (MCM) copper cable in under 8 seconds.
- Compact design permits use in tight locations.
- Extra-heavy blades for clean cuts and long life.
- Makes approximately 20 cuts in 750 kcmil (MCM) per battery charge.
- Easy to switch between forward and reverse direction.
- 12 volt battery recharges in one hour.
- Includes battery charger, one battery and molded carrying case.
- Not for use on 500 kcmil or larger compact cable.
- Choice of a 120 volt or 230 volt battery charger.

### SPECIFICATIONS

<b>Cutting Capacity</b>	750 kcmil (MCM) (400 mm <sup>2</sup> ) copper cable
	1000 kcmil (MCM) (500 mm <sup>2</sup> ) aluminum cable
<b>Length</b>	14-1/4" (362 mm)
<b>Weight</b>	5.8 lbs. (2.6 kg)
<b>Battery</b>	12 Volts NiCd

CAT. NO.	UPC NO.	DESCRIPTION
ES750-11	45380	Battery-Powered Cable Cutter, 120 V Charger
ES750-22	45381	Battery-Powered Cable Cutter, 230 V Charger
<b>R</b> 45378	45378	Extra 12 Volt NiCd Battery
<b>R</b> 45334	45334	Movable Blade
<b>R</b> 45333	45333	Fixed Blade
<b>R</b> 45383	45383	Carrying Case
<b>R</b> 45379	45379	120V Charger
<b>R</b> 45382	45382	230V Charger

## Gator® Battery-Powered Cable Cutter



AVAILABLE AS  
**BARE TOOL**

**18v**  
Lithium-Ion



### SPECIFICATIONS

### BATTERY POWERED

<b>Cutting Capacity</b>	2" (50 mm) diameter Al or Cu cable
<b>Length</b>	15-3/4" (400 mm)
<b>Weight</b>	9.8 lbs. (4.4 kg)
<b>Height</b>	1 m)
<b>Battery</b>	18 V, 3.0 Ah, Li-ion
<b>Battery Charge Time</b>	1 hour
<b>Est. Cycles Per Charge</b>	300

- The ESG50L is used for cutting copper and aluminum power cables.
- State of the art 18V lithium ion (Li-ion) battery provides 70% more cycles per charge and faster cycle times.
- Retraction Stop allows the operator to stop the ram retraction at any point simply by tapping the trigger, and then starting the next cutting cycle from that point saving time and energy.
- LED light provides the operator with the battery charge and tool maintenance status.
- Two-stage hydraulic system provides fast advance and power speeds, saving time.
- Forward handle position improves tool balance.
- One trigger controls all tool functions.
- Cutting head rotates 350°
- Tools automatically retract when the cutting cycle is complete
- Overmolded tacky grip areas make gripping the tool easier and more comfortable.
- LED work light illuminates dark work areas.
- Greenlee battery-powered cutting tools now use bio-degradable oil.
- Smart chargers control the charging current, charging voltage and battery temperature to maximize battery life
- Available with 120V, 12V or 230V battery charger or with 120V or 230V corded adapter in place of batteries and charger
- U.S. Patents #6,206,663 and #6,065,326

CAT. NO.	UPC NO.	DESCRIPTION
ESG50L11	52129	Battery-Powered Cable Cutter, 120 V charger
ESG50L12	52130	Battery-Powered Cable Cutter, 12 V charger
ESG50L22	52131	Battery-Powered Cable Cutter, 230 V charger
ESG50L120	52132	Cable Cutter w/120V AC Adapter
ESG50L230	52133	Cable Cutter w/230V AC Adapter
ESG50LB	01138	ESG 50 Bare Cable Cutter
04181	04181	Movable Blade
04184	04184	Fixed Blade
52176	52176	18 V, 3.0 Ah, Li-ion Battery
10118	10118	Carrying Case for ESG50L
12274	12274	Carrying Strap
52178	52178	120V Charger
52179	52179	230V Charger
52180	52180	12V Charger

## Hydraulic Cable Cutter



750H767 model with  
767 Hand Pump

### SPECIFICATIONS

<b>Capacity</b>	1000 kcmil (MCM) (500 mm <sup>2</sup> ) copper or aluminum cable
<b>Jaw opening</b>	1-15/16" (49 mm)
<b>Weight</b>	750 – 25 lbs. (11.3 kg) 750H767 - 29 lbs. (13.2 kg) 750E975 - 84 lbs. (38.1 kg)

- Cuts in 7 seconds. Jaws slide open quickly to save time between cuts.
- 11-ton (97 kN) ram powers cutting jaws. Jaws are specially hardened and precision-ground to hold sharpness.
- Lightweight and easy to use.

CAT. NO.	UPC NO.	DESCRIPTION
750	29149	Hydraulic Cable Cutter & Ram in Storage Box*
750H767	17450	Hydraulic Cable Cutter with 767 Hand Pump, Ram, Hydraulic Hose in Storage Box
750E975	34203	Hydraulic Cable Cutter with 975 Electric Pump, Ram, Hydraulic Hose in Storage Box
751	22279	Hydraulic Cable Cutter Head for use with Greenlee 746 Hydraulic Ram. Also order 51385 Elbow
746C	17451	Ram Unit
23955	23955	Steel Storage Box
17459	17459	Cutter Blade

\* 1/4" Male hydraulic coupler (54169) is needed to connect a 767 pump with hose to the 750 cutter



## Heavy-Duty Ratchet Cable Cutters



- Extra thick blades, ground flat to reduce potential for breakage.
- Ratchet action for heavy-duty cutting.
- Two cutting actions – fast scissor cutting for small cable and insulation; converts automatically to ratchet mode.
- Anti-slip mechanism for positive ratchet action.
- Rubber boot protects ratchet mechanism.

### SPECIFICATIONS

	COPPER	ALUMINUM
<b>Maximum Capacity</b>	1500 kcmil (MCM) (800 mm <sup>2</sup> )	1500 kcmil (MCM) (800 mm <sup>2</sup> )
<b>Frequent Use Capacity</b>	1000 kcmil (MCM) (500 mm <sup>2</sup> )	1000 kcmil (MCM) (500 mm <sup>2</sup> )
<b>Length</b>	27-1/2" (698 mm) long	
<b>Jaw opening</b>	2" (51 mm)	
<b>Weight</b>	11.41 lbs. (5.17 kg)	

CAT. NO.	UPC NO.	DESCRIPTION
756	34081	Heavy-Duty Ratchet Cable Cutter with rubber boot.
<b>R</b> 34188	34188	Cutter Head Unit (Includes 2 Blades)

## Two-Hand Ratchet Cable Cutter



761

- Two-handed operation provides more leverage and makes cutting large cables easier.
- Short fiberglass handles make it easy to use in tight places and to store in tool boxes.
- Single-speed ratchet mechanism.
- Blade release allows blades to be opened in mid-cut.
- Heavy-duty forged steel blades provide long life.

### SPECIFICATIONS

<b>Cutting Capacity*</b>	<b>Copper:</b> 1000 kcmil (MCM) (500 mm <sup>2</sup> ) <b>Aluminum:</b> 1000 kcmil (MCM) (500 mm <sup>2</sup> ) <b>Communications Cable:</b> 1-1/8" dia. (28 mm <sup>2</sup> )
<b>Length</b>	10-3/4" (273 mm)
<b>Weight</b>	3.6 lbs. (1.6 kg)

CAT. NO.	UPC NO.	DESCRIPTION
761	11761	Two-Hand Ratchet Cable Cutter
<b>R</b> 11768	11768	Movable Blade (761)

## High Performance Ratchet Cable Cutters



773



774

- Two-speed mechanism saves cutting time by closing the blades rapidly and shifting to normal speed to perform the cut.
- No more pushing on stubborn release buttons—the blades open automatically when the cut is complete.
- Completely new ratchet mechanism improves durability.
- Narrow profile permits use in deep boxes, against walls or on floors.
- Durable, lightweight fiberglass handles.
- U.S. Patent #6,766,581

### SPECIFICATIONS


<b>Maximum Capacity*</b>	<b>773</b> <b>Copper:</b> 500 kcmil (MCM) (240 mm <sup>2</sup> ) <b>Aluminum:</b> 795 kcmil (MCM) (400 mm <sup>2</sup> ) <b>Communications Cable:</b> 1-3/16" dia.	<b>774</b> <b>Copper:</b> 750 kcmil (MCM) (400 mm <sup>2</sup> ) <b>Aluminum:</b> 795 kcmil (MCM) (400 mm <sup>2</sup> ) <b>Communications Cable:</b> 1-3/16" dia.
<b>Frequent Use Capacity*</b>	<b>Copper:</b> 350 kcmil (MCM) (150 mm <sup>2</sup> ) <b>Aluminum:</b> 750 kcmil (MCM) (400 mm <sup>2</sup> ) <b>Communications Cable:</b> -	<b>Copper:</b> 500 kcmil (MCM) (240 mm <sup>2</sup> ) <b>Aluminum:</b> 750 kcmil (MCM) (400 mm <sup>2</sup> ) <b>Communications Cable:</b> -
<b>Length</b>	5-1/2" (394 mm)	19-1/8" (486 mm)
<b>Weight:</b>	5.3 lbs. (2.4 kg)	5.8 lbs. (2.6 kg)

CAT. NO.	UPC NO.	DESCRIPTION
773	01876	High Performance Ratchet Cable Cutter, 15-1/2"
774	01878	High Performance Ratchet Cable Cutter 19-1/8"
<b>R</b> 10809	10809	Movable & Fixed Blades (773 & 774)

## Ratchet Cable Cutters



45206



45207I


- Simple, one-hand operation
- Exclusive two-speed ratcheting mechanism adjusts for light/heavy cutting
- Well-suited for tight working spaces
- Blades can be opened mid-cycle
- Available with cushioned handles or with 1000V insulated cushioned handles

### SPECIFICATIONS


	45206 & 45206I	45207 & 45207I
<b>Maximum Capacity*</b>	<b>Copper:</b> 600 kcmil (MCM) (300 mm <sup>2</sup> ) <b>Aluminum:</b> 600 kcmil (MCM) (300 mm <sup>2</sup> ) <b>Communications Cable:</b> 1-3/8" (35 mm) dia.	<b>Copper:</b> 750 kcmil (MCM) (400 mm <sup>2</sup> ) <b>Aluminum:</b> 1000 kcmil (MCM) (500 mm <sup>2</sup> ) <b>Communications Cable:</b> 2" (51 mm) dia.
<b>Frequent Use Capacity*</b>	<b>Copper:</b> 500 kcmil (MCM) (240 mm <sup>2</sup> ) <b>Aluminum:</b> 500 kcmil (MCM) (240 mm <sup>2</sup> ) <b>Communications Cable:</b> -	<b>Copper:</b> 600 kcmil (MCM) (300 mm <sup>2</sup> ) <b>Aluminum:</b> 750 kcmil (MCM) (400 mm <sup>2</sup> ) <b>Communications Cable:</b> -
<b>Length</b>	10" (254 mm)	11" (279 mm)
<b>Weight</b>	1-7/16" (36.5 mm)	2" (51 mm)

CAT. NO.	UPC NO.	DESCRIPTION
45206	45206	Ratchet Cable Cutter (1.5 lbs/7 kg)
45206I	12680	Ratchet Cable Cutter with Insulated Handles (1.5 lbs/7 kg)
45207	45207	Ratchet Cable Cutter (2.4 lbs/1.1 kg)
45207I	12681	Ratchet Cable Cutter with Insulated Handles (2.4 lbs/1.1 kg)
45218	45218	Movable Blade (45206 & 45206I)
45212	45212	Fixed Blade and Handle (45206)
12526	12526	Fixed Blade and Handle (45206I)
45211	45211	Movable Blade (45207 & 45207I)
45228	45228	Fixed Blade and Handle (45207)
05883	05883	Fixed Blade and Handle (45207I)

## Compact Ratchet Cable Cutters



759



760

- Simple, one-hand operation.
- Compact – convenient for working in tight places and stores easily in tool pouches.
- Single-speed ratchet mechanism.
- Blade release allows blades to be opened in mid-cut.
- Heavy-duty blades provide long life.

### SPECIFICATIONS

	759	760
<b>Maximum Capacity*</b>	<b>Copper:</b> 500 kcmil (MCM) (240 mm <sup>2</sup> ) <b>Aluminum:</b> 750 kcmil (MCM) (400 mm <sup>2</sup> ) <b>Communications Cable:</b> 1-1/8" dia. (28 mm <sup>2</sup> ).	<b>Copper:</b> 1000 kcmil (MCM) (500 mm <sup>2</sup> ) <b>Aluminum:</b> 1000 kcmil (MCM) (500 mm <sup>2</sup> ) <b>Communications Cable:</b> 1-3/4" dia. (42 mm <sup>2</sup> )
<b>Frequent Use Capacity*</b>	<b>Copper:</b> 400 kcmil (MCM) (185 mm <sup>2</sup> ) <b>Aluminum:</b> 600 kcmil (MCM) (300 mm <sup>2</sup> ) <b>Communications Cable:</b> -	<b>Copper:</b> 750 kcmil (MCM) (400 mm <sup>2</sup> ) <b>Aluminum:</b> 1000 kcmil (MCM) (500 mm <sup>2</sup> ) <b>Communications Cable:</b> -
<b>Length</b>	10-1/2" (262 mm)	11-3/4" (298 mm)
<b>Weight</b>	1.4 lbs. (0.6 kg)	1.75 lbs. (0.8 kg)

CAT. NO.	UPC NO.	DESCRIPTION
759	45277	Compact Ratchet Cable Cutter
760	17600	Compact Ratchet Cable Cutter
45282	45282	Movable Blade (759)
45281	45281	Fixed Blade (759)
09908	09908	Movable Blade (760)
09907	09907	Fixed Blade (760)
45297	45297	Handle Spring

\*Capacity may be less for compact and compressed cables

## Heavy-Duty Cable Cutters



### SPECIFICATIONS

	718F	704	705	706
<b>Maximum Capacity*</b>				
<b>Copper:</b>	350 kcmil (MCM) (150 mm <sup>2</sup> )	350 kcmil (MCM) (150 mm <sup>2</sup> )	500 kcmil (MCM) (240 mm <sup>2</sup> )	750 kcmil (MCM) (400 mm <sup>2</sup> )
<b>Aluminum:</b>	-	500 kcmil (MCM) (240 mm <sup>2</sup> )	1000 kcmil (MCM) (500 mm <sup>2</sup> )	1000 kcmil (MCM) (500 mm <sup>2</sup> )
<b>Communications Cable:</b>	1" (25 mm) dia.	1-1/4" (32 mm) dia.	1-3/4" (44 mm) dia.	1-1/2" (38 mm) dia.
<b>Frequent Use Capacity*</b>				
<b>Copper:</b>	4/0 AWG (95)	250 kcmil (MCM) (120 mm <sup>2</sup> )	350 kcmil (MCM) (150 mm <sup>2</sup> )	500 kcmil (MCM) (240 mm <sup>2</sup> )
<b>Aluminum:</b>	350 kcmil (MCM) (150 mm <sup>2</sup> )	350 kcmil (MCM) (150 mm <sup>2</sup> )	750 kcmil (MCM) (400 mm <sup>2</sup> )	750 kcmil (MCM) (400 mm <sup>2</sup> )
<b>Communications Cable:</b>	-	-	-	-
<b>Length</b>	17-1/2" (444 mm)	21" (533 mm)	25-1/2" (648 mm)	31-1/2" (800 mm)
<b>Weight:</b>	2.8 lbs. (1.3 kg)	3.01 lbs. (1.37 kg)	5.5 lbs. (2.5 kg)	6.2 lbs. (2.8 kg)

### 718F, 704, 705 and 706

- Strong, lightweight fiberglass handles.
- Adjustable pivot bolt provides for blade adjustment.

### 704, 705 and 706

- Replaceable, forged, heat-treated, and precision ground blades.
- Made in USA.

CAT. NO.	UPC NO.	DESCRIPTION
718F	10507	Heavy-Duty Cable Cutter, 17-1/2"
704	24564	Heavy-Duty Cable Cutter, 21"
705	05923	Heavy-Duty Cable Cutter, 25-1/2"
706	22291	Heavy-Duty Cable Cutter, 31-1/2"
<b>R</b> 24565	24565	704 Cutter Unit (Includes 2 Blades)
<b>R</b> 24567	24567	704 Handle Unit (Includes Handle, Sleeve, Grip)
<b>R</b> 05930	05930	705 Handle Unit (Includes Handle, Sleeve, Grip)
<b>R</b> 06555	06555	705 & 706 Cutter Unit (Includes 2 Blades)
<b>R</b> 22296	22296	706 Handle Unit (Includes Handle, Sleeve, Grip)

\*Capacity may be less for compact and compressed cables

## 718 Cable Cutter



- Economical, lightweight, fits easily into tool boxes.
- Heat-treated, precision ground, shear action blades.
- Steel handles with rubber grips for leverage.
- Made in USA.

### SPECIFICATIONS

	COPPER	ALUMINUM
<b>Maximum Capacity*</b>	350 kcmil (MCM) (150mm <sup>2</sup> )	-
<b>Frequent Use Capacity</b>	4/0 (95 mm <sup>2</sup> )	350 kcmil (MCM) (150 mm <sup>2</sup> )
<b>Length</b>	18" (457 mm)	
<b>Weight:</b>	2.78 lbs. (1.3 kg)	

CAT. NO.	UPC NO.	DESCRIPTION
718	30208	Cable Cutter

\*Capacity may be less for compact and compressed cables

## 718HL Cable Cutter



- Unique "double joint" reduces handle effort required by 25% and increases cutting capacity to 500 kcmil
- Fits into tool boxes
- Heat-treated, precision ground, shear action blades
- Strong steel handles with molded grips for good leverage
- Patent Pending

### SPECIFICATIONS

	COPPER	ALUMINUM
<b>Maximum Capacity*</b>	500 kcmil	500 kcmil
<b>Frequent Use Capacity</b>	350 kcmil	500 kcmil
<b>Length</b>	18" (457 mm)	
<b>Weight:</b>	3.25 lbs. (1.5 kg)	

CAT. NO.	UPC NO.	DESCRIPTION
718HL	12847	Cable Cutter

\*Capacity may be less for compact and compressed cables

## Cable Cutter

727M



- Easily cuts heavier copper and aluminum cables up to 2/0 (70 mm<sup>2</sup>).
- Precision-ground, shear-action, curved cutting blades.
- 727 has PVC-covered, high-leverage handles for easier cuts.
- 727M has cushion grip, high-leverage handles for added comfort.
- Heat-treated for long life.
- Made of heavy-duty forged steel.
- Rust-resistant black oxide finish.



727

### SPECIFICATIONS

<b>Maximum Capacity*</b>	<b>Copper:</b> 2/0 (70 mm <sup>2</sup> ) <b>Aluminum:</b> -
<b>Frequent Use Capacity*</b>	<b>Copper:</b> #1 AWG (35 mm <sup>2</sup> ) <b>Aluminum:</b> 2/0 (70 mm <sup>2</sup> ) <b>Communications Cable:</b> 100 pair
<b>Length</b>	10-3/4" (273 mm)
<b>Weight</b>	3.6 lbs. (1.6 kg)

CAT. NO.	UPC NO.	DESCRIPTION
727	31291	Cable Cutter
727M	12629	Cable Cutter with Molded Grip

## ETS12L Battery-Powered Bolt Cutter

AVAILABLE AS  
**BARE TOOL**

**18V**  
Lithium-Ion

**LED**



- Designed to cut one-time disposable locks, shipping container seals and small diameter bolts.
- State of the art 18V lithium ion (Li-ion) battery provides 70% more cycles per charge and faster cycle times.
- LED light provides the operator with the battery charge and tool maintenance status.
- In line tool style is light weight and very easy to control
- One trigger controls all tool functions.
- Cutting head rotates 350°
- Tools automatically retract when the cutting cycle is complete
- Overmolded tacky grip areas make gripping the tool easier and more comfortable.
- LED work light illuminates dark work areas.
- Greenlee battery-powered crimping tools now use bio-degradable oil.
- Smart chargers control the charging current, charging voltage and battery temperature to maximize battery life.
- Available with 120V, 12V or 230V battery charger or with 120V or 230V corded adapter in place of batteries and charger.

### SPECIFICATIONS

<b>Length</b>	13-5/8" (365 mm)
<b>Weight</b>	4.4 lbs. (2.0 kg)
<b>Battery</b>	18V 1.5 Ah Li-ion
<b>Battery Charge Time</b>	30 Minutes
<b>Est. Cycles per Charge</b>	200

### CUTTING CAPACITY

<b>Common Bolt</b>	1/2" diameter
<b>Grade 5 Bolt</b>	7/16" diameter
<b>Grade 8 Bolt</b>	5/16" diameter
<b>Threaded Rod</b>	1/2" diameter
<b>One-Time Disposable Lock</b>	4 AWG Alumoweld
<b>Boa Lock</b>	BL-9
<b>Grade 40 Rebar</b>	3/8" diameter
<b>Steel Rod</b>	3/8" diameter (1/2" diameter using two cycles)
<b>Ground Rod</b>	3/8" diameter (1/2" diameter using two cycles)
<b>Copper and Aluminum Cable</b>	2/0 AWG
<b>ACSR</b>	3/0 AWG Pigeon (4/0 AWG Pigeon using two cycles)
<b>Guy Strand</b>	5/16" diameter (3/8" diameter using two cycles)
<b>EHS Guy Strand</b>	5/16" diameter
<b>Aircraft Cable</b>	1/4" diameter

CAT. NO.	UPC NO.	DESCRIPTION
ETS12L11	52134	Battery Bolt & Lock Cutter-120 Volt Charger
ETS12L12	52135	Battery Bolt & Lock Cutter-12 Volt Charger
ETS12L22	52136	Battery Bolt & Lock Cutter-220 Volt charger
ETS12L120	52137	Bolt & Lock Cutter w/120V AC Adapter
ETS12L230	52138	Bolt & Lock Cutter w/230V AC Adapter
ETS12LB	01139	ETS12 Bare Bolt & Lock Cutter
25752	25752	Carrying Case
52177	52177	18V 1.5 Ah Li-ion Battery
56288	56288	Cutter Blade Kit
52178	52178	120V Charger
52179	52179	230V Charger
52180	52180	12V Charger

## Gator® ETS8L Cable Tray Cutter

AVAILABLE AS  
**BARE TOOL**

**18V**  
Lithium-Ion



- Cuts basket style cable tray wires in 2 seconds.
- Makes flush cuts.
- State of the art 18V lithium ion (Li-ion) battery provides 70% more cycles per charge and faster cycle times.
- LED light provides the operator with the battery charge and tool maintenance status.
- In line tool style is light weight and very easy to control
- One trigger controls all tool functions.
- Cutting head rotates 350°
- Tools automatically retract when the cutting cycle is complete
- Overmolded tacky grip areas make gripping the tool easier and more comfortable.
- LED work light illuminates dark work areas.
- Greenlee battery-powered crimping tools now use bio-degradable oil.
- Smart chargers control the charging current, charging voltage and battery temperature to maximize battery life
- Available with 120V, 12V or 230V battery charger or with 120V or 230V corded adapter in place of batteries and charger

### SPECIFICATIONS

<b>Weight</b>	3.3 LBS. (1.5 KG)
<b>Length</b>	12-1/8" (308mm)
<b>Battery</b>	18V 1.5 Ah Li-ion
<b>Battery Charge Time</b>	30 Minutes
<b>Est. Cycles per Charge</b>	400

### CUTTING CAPACITIES

MATERIAL	DIAMETER				
	1/16"	1/8"	3/16"	1/4"	5/16"
<b>Cable Tray (Mild steel, Zinc Plated)</b>	✓	✓	✓	✓	✓
<b>Cable Tray (Stainless Steel)</b>	✓	✓	✓	✓	
<b>Threaded Rods</b>	✓	✓	✓	✓	✓
<b>Threaded Rods, Stainless Steel</b>	✓	✓	✓	✓	✓
<b>Steel Bolts (Grade 2)</b>	✓	✓	✓	✓	✓
<b>Steel Bolts (Grade 8)</b>	✓	✓	✓		

CAT. NO.	UPC NO.	DESCRIPTION
ETS8L11	52139	Battery Cable Tray Cutter w/120V charger
ETS8L12	52140	Battery Cable Tray Cutter w/12V charger
ETS8L22	52141	Battery Cable Tray Cutter w/230V charger
ETS8L120	52142	Cable Tray Cutter w/120V AC Adapter
ETS8L230	52143	Cable Tray Cutter w/230V AC Adapter
<b>B</b> ETS8LB	01140	ETS8 Bare Cable Tray Cutter
<b>R</b> 52177	52177	18V 1.5 Ah Li-ion Battery
<b>R</b> 25752	25752	Carrying Case
<b>R</b> 19987	19987	Blade Set
<b>R</b> 52178	52178	120V Charger
<b>R</b> 52179	52179	230V Charger
<b>R</b> 52180	52180	12V Charger

# ACSR, GUY STRAND & STEEL CUTTING

## Selection Guide for ACSR, Guy Strand & Steel Cutters

	ACSR	STD. GUY STRAND	EHS GUY STRAND	GROUND ROD	REBAR (SCHEDULE 60)	PAGE #
<b>BATTERY-POWERED</b>						
ES20L	336.4 kcmil (Merlin)		3/8" (9 mm)	3/8" (9 mm)	3/8" (9 mm)	236
ESG25L	636 kcmil (Grosbeak)		5/8" (16 mm)	3/8" (9 mm)	3/8" (9 mm)	237
ESG55L	2515 kcmil (Joree 76/19)	5/8" (16 mm)	9/16" (14 mm)	3/4" (19 mm)	5/8" (16 mm)	238
ESG45L	1590.0 kcmil	5/8" (16 mm) dia.	1/2"	5/8" (16 mm) dia.	1/2" (13 mm) dia.	239
ES25	636 kcmil (except Egret)					237
<b>HYDRAULIC-TYPE</b>						
HK520	336.4 kcmil	1/2" (13 mm) dia.		1/2" (13 mm) dia.	7/16" (11 mm)	239
<b>RATCHET-TYPE</b>						
776	636.0 kcmil*					240
757	954.0 kcmil			1/2" (13 mm) dia.		240
758		1/2" (13 mm) dia.	1/2" (13 mm) dia.	1/2" (13 mm) dia.		240
<b>MANUAL</b>						
749	2/0 AWG					241
<b>CUTTER DIES</b>						
00949	477.0 kcmil	5/8" (16 mm) dia.	5/8" (16 mm) dia.	5/8" (16 mm) dia.	5/8" (16 mm) dia.	241
KD6-27	4/0 AWG					241

\* For core diameters less than 0.32"

### ES20L Battery ACSR Cutter



- The ES20L is unique in that it has scissor style blades.
- It is the only battery ACSR cutter that will cut the short tag cable ends on H-tap style connectors.
- The ES20L will cut up to 336 kcmil ACSR.

#### SPECIFICATIONS

Length	15" (381 mm)
Width	2-7/8" (73 mm)
Height	4-1/2" (114 mm)
Weight	4.6 lbs (2 kg)
Battery	18V 3.0 Ah Li-Ion
Est. Cycles Per Charge	100
Capacity	Max Diameter 3/4"
ACSR	336.4 kcmil (Merlin)
Guy Strand (not EHS)	3/8" (9 mm)
Ground Rod	3/8" (9 mm)
Rebar (Schedule 60)	3/8" (9 mm)

CAT. NO.	UPC NO.	DESCRIPTION
ES20L11	13935	Cutter, ACSR BAT, 120V Charger
ES20L12	13936	Cutter, ACSR BAT, 12V Charger
ES20L22	13937	Cutter, ACSR BAT, 230V Charger
ES20LB	01152	ES20 Bare Cutter
ES20E	05526	Blade Kit

## ESG25L Battery ACSR Cutter

**NEW PRODUCT**

AVAILABLE AS  
**BARE TOOL**

**18v**  
Lithium-Ion



- The ESG25L will cut up to 636 kcmil cable making it an excellent tool for distribution crews.
- It is an in line tool so it is lightweight and very easy to handle.

### SPECIFICATIONS

<b>Length</b>	15" (381 mm)
<b>Width</b>	2-7/8" (73 mm)
<b>Height</b>	4-1/2" (114 mm)
<b>Weight</b>	4.6 lbs (2 kg)
<b>Battery</b>	18V 3.0 Ah Li-Ion
<b>Est. Cycles Per Charge</b>	100
<b>Capacity</b>	Max Diameter 1" (25 mm)
<b>ACSR</b>	636 kcmil (Grosbeak)
<b>Guy Strand (not EHS)</b>	5/8" 16 mm
<b>Ground Rod</b>	3/8" (9 mm)
<b>Rebar (Schedule 60)</b>	3/8" (9 mm)
<b>Wire Rope</b>	1/2" (13 mm)

CAT. NO.	UPC NO.	DESCRIPTION
ESG25L11	12383	Cutter, ACSR BAT, 120V Charger
ESG25L12	12387	Cutter, ACSR BAT, 12V Charger
ESG25L22	12384	Cutter, ACSR BAT, 230V Charger
<b>B</b> ESG25LB	01147	ESG25 Bare Cutter
76807	76807	Blade Kit

## ES25 Battery-Powered ACSR Cutter



- Cuts ACSR type cables through 636 kcmil (except Egret).
- One-hand operation permits operator to control the cable with a free hand.
- Capable of making approximately 50 cuts of Grosbeak or 120 cuts of Merlin per battery charge.
- Blades are specially contoured and hardened to cut both aluminum and steel strands.
- Operator can switch between reverse and forward direction with one finger.
- Powerful 14.4 volt battery charges in less than one hour.
- Includes two batteries, battery charger, and molded carrying case.
- Choice of 120 volt or 230 volt battery charger.

### SPECIFICATIONS

<b>Capacity</b>	ACSR	636 kcmil (except Egret)
	Aluminum	1500 kcmil
<b>Length</b>	14-3/4" (375mm)	
<b>Weight</b>	7.7 lb. (3.5 kg)	
<b>Battery</b>	14.4 Volt, NiCd	
<b>Battery Charge Time</b>	1 Hour	

CAT. NO.	UPC NO.	DESCRIPTION
ES2511	35369	Battery ACSR Cutter, 120 V Charger
ES2522	22132	Battery ACSR Cutter, 230 V Charger
<b>R</b> 76807	76807	Blade Kit
<b>R</b> 11851	11851	14.4 V NiCd Battery
<b>R</b> 11845	11845	Carrying Case
<b>R</b> 11841	11841	120V Charger
<b>R</b> 11856	11856	230V Charger

## ESG55L Battery ACSR Cutter



AVAILABLE AS  
**BARE TOOL**

**18V**  
Lithium-Ion



**LED**

### SPECIFICATIONS

<b>Length</b>	18-1/8" (460 mm)
<b>Width</b>	3-1/8" (80 mm)
<b>Height</b>	13-1/4" (337 mm)
<b>Weight</b>	17.5 lb. (8 kg)
<b>Battery</b>	18V 3.0 Ah Li-ion
<b>Est. Cycles Per Charge</b>	80
<b>Capacity</b>	Max Diameter: 2-1/8"
<b>ACSR</b>	2515 kcmil (Joree 76/19)
<b>Guy Strand</b>	5/8" (16 mm)
<b>EHS Guy Strand</b>	9/16" (14 mm)
<b>Ground Rod</b>	3/4" (19 mm)
<b>Rebar (Schedule 60)</b>	5/8" (16 mm)
<b>Soft steel bolts</b>	3/4" (19 mm)

- The ESG55L with a 2-1/8" capacity is designed to cut the largest ACSR cables, ground rods, and guy strands.
- It makes an excellent tool for transmission construction and maintenance crews.
- Designed specifically to cut ACSR, guy strand and ground rods.
- State of the art 18V lithium ion (Li-ion) battery provides 70% more cycles per charge and faster cycle times.
- Retraction Stop allows the operator to stop the ram retraction at any point simply by tapping the trigger, and then starting the next cutting cycle from that point saving time and energy.
- LED light provides the operator with the battery charge and tool maintenance status.
- Two-stage hydraulic system provides fast advance and power speeds, saving time.
- Forward handle position improves tool balance.
- One trigger controls all tool functions.
- Cutting head rotates 350°
- Tools automatically retract when the cutting cycle is complete
- Overmolded tacky grip areas make gripping the tool easier and more comfortable.
- LED work light illuminates dark work areas.
- Greenlee battery-powered cutting tools now use bio-degradable oil.
- Smart chargers control the charging current, charging voltage and battery temperature to maximize battery life
- Available with 120V, 12V or 230V battery charger or with 120V or 230V corded adapter in place of batteries and charger
- U.S. Patents #6,206,663 and #6,065,326

CAT. NO.	UPC NO.	DESCRIPTION
ESG55L11	13006	Cutter, ACSR BAT, 120V Charger
ESG55L12	13007	Cutter, ACSR BAT, 12V Charger
ESG55L22	13008	Cutter, ACSR BAT, 230V Charger
<b>B</b> ESG55LB	01153	ESG55 Bare Cutter
52176	52176	18V 3.0 Ah Li-ion Battery
12274	12274	Carrying Strap
52178	52178	120V Charger
52179	52179	230V Charger
52180	52180	12V Charger
10118	10118	Carrying Case for ESG45L



## Gator® Battery-Powered ACSR & Guy Wire Cutters



AVAILABLE AS  
**BARE TOOL**

**18v**  
Lithium-Ion



- Designed specifically to cut ACSR, guy strand and ground rods.
- State of the art 18V lithium ion (Li-ion) battery provides 70% more cycles per charge and faster cycle times.
- Retraction Stop allows the operator to stop the ram retraction at any point simply by tapping the trigger, and then starting the next cutting cycle from that point saving time and energy.
- LED light provides the operator with the battery charge and tool maintenance status.
- Two-stage hydraulic system provides fast advance and power speeds, saving time.
- Forward handle position improves tool balance.
- One trigger controls all tool functions.
- Cutting head rotates 350°
- Tools automatically retract when the cutting cycle is complete
- Overmolded tacky grip areas make gripping the tool easier and more comfortable.
- LED work light illuminates dark work areas.
- Greenlee battery-powered cutting tools now use bio-degradable oil.
- Smart chargers control the charging current, charging voltage and battery temperature to maximize battery life
- Available with 120V, 12V or 230V battery charger or with 120V or 230V corded adapter in place of batteries and charger
- U.S. Patents #6,206,663 and #6,065,326

### SPECIFICATIONS

<b>Length</b>	16-5/8" (423 mm)
<b>Height</b>	13" (330 mm)
<b>Weight</b>	13 lbs. (5.9 kg)
<b>Battery</b>	18V 3.0 Ah Li-ion
<b>Battery Charge Time</b>	1 hour
<b>Est. Cycles per Charge</b>	90
<b>Capacity</b>	
<b>ACSR:</b>	1590 kcmil (MCM), (Falcon 54/19)
<b>Standard Guy Strand:</b>	5/8" diameter (16 mm diameter)
<b>EHS Guy Strand:</b>	1/2" diameter (13 mm diameter)
<b>Ground Rod:</b>	5/8" diameter (16 mm diameter)
<b>Rebar (schedule 60):</b>	1/2" diameter (13 mm diameter)
<b>Wire Rope:</b>	5/8" diameter (16 mm diameter)
<b>Copper and Aluminum Cable:</b>	1500 kcmil (MCM) (800 mm <sup>2</sup> )
<b>Soft Steel Bolts:</b>	5/8" diameter (16 mm diameter)

CAT. NO.	UPC NO.	DESCRIPTION
ESG45L11	52124	Battery-Powered ACSR Cable Cutter, 120 V charger
ESG45L12	52125	Battery-Powered ACSR Cable Cutter, 12 V charger
ESG45L22	52126	Battery-Powered ACSR Cable Cutter, 230 V charger
ESG45L120	52127	Cable Cutter w/120V AC Adapter
ESG45L230	52128	Cable Cutter w/230V AC Adapter
<b>B</b> ESG45LB	01141	ESG45 Bare Cable Cutter
<b>R</b> ESG45ESI	10398	Movable Blade
<b>R</b> ESG45EF	10397	Fixed Blade
<b>R</b> 52176	52176	18V 3.0 Ah Li-ion Battery
<b>R</b> 10118	10118	Carrying Case for ESG45L
<b>A</b> 12274	12274	Carrying Strap
<b>R</b> 52178	52178	120V Charger
<b>R</b> 52179	52179	230V Charger
<b>R</b> 52180	52180	12V Charger

## Hydraulic ACSR Cable Cutter



- Hydraulic cutter takes the effort out of cutting tough cables.
- Flip-open head provides strength while making it easy to cut long lengths.
- Head rotates 180°.
- Thumb release lever for quick blade retraction.

### SPECIFICATIONS

<b>Capacity</b>	ACSR: 336.4 kcmil (MCM) Standard Guy Wire, Ground Rod: 1/2" (13 mm) Soft Steel Bolts: 11/16" (17 mm) Wire Rope: 3/4" (19 mm) Rebar: 7/16" dia. (Schedule 60)
<b>Length</b>	14.5" (368 mm)
<b>Weight</b>	5.7 lbs. (2.6 kg)

CAT. NO.	UPC NO.	DESCRIPTION
HK520	08031	Hydraulic ACSR Cable Cutter
<b>R</b> 00336	00336	Cutter Blade
<b>R</b> 00301	00301	Fixed Cutter Head

## High Performance Ratchet ACSR Cable Cutter



- Two-speed mechanism saves cutting time by closing the blades rapidly and shifting to normal speed to perform the cut.
- Patented mechanism opens the blades automatically when the cut is complete. (U.S. Patent #6,766,581)
- Completely new ratchet mechanism provides excellent durability.
- Short length fits easily into truck bins.
- Durable, lightweight fiberglass handles.

### SPECIFICATIONS

<b>Capacity</b>	Cuts ACSR through 636 kcmil with steel core diameters less than 0.32"
<b>Specifically cuts:</b>	All 336.4 and Smaller ACSR plus: 397.5 - Brant, Chickadee, Ibis 477.0 - Pelican, Flicker, Hawk 556.5 - Osprey, Parakeet 605.0 - Peacock 636.0 - Kingbird, Swift, Rook
<b>Length</b>	20" (508 mm)
<b>Weight</b>	6.2 lb. (2.8 kg)

CAT. NO.	UPC NO.	DESCRIPTION
776	02826	High Performance ACSR Cable Cutter
 11397	11397	Movable & Fixed Blade Set


## Ratchet ACSR Cable Cutter



- Extra-thick blades, ground flat to reduce potential for breakage.
- Ratchet action for increased cutting power.
- Two cutting actions – fast scissor cutting for small cable; converts automatically to ratchet mode.
- Anti-slip mechanism for positive ratchet action.
- Rubber boot protects ratchet mechanism.

### SPECIFICATIONS

<b>Capacity</b>	954 kcmil (MCM) ACSR, 1/2" (12.7 mm) soft steel rod
<b>Length</b>	29-1/4" (743 mm)
<b>Jaw opening</b>	1.18" (30 mm)
<b>Weight</b>	12.22 lbs. (5.54 kg)

CAT. NO.	UPC NO.	DESCRIPTION
757	34084	Ratchet ACSR Cable Cutter
 34187	34187	Cutter Head Unit (Includes 2 Blades)


## EHS Guy Wire Cutter



- Cuts 1/2" Extra High Strength (EHS) and standard guy wire.
- Cuts 1/2" (12.7 mm) mild steel rods and bolts.
- Has two cutting actions – single-motion cutting for small cable, ratchet action for heavy-duty cutting.
- Anti-slip mechanism for positive ratchet action.

### SPECIFICATIONS

<b>Capacity</b>	1/2" EHS and standard Guy Wire, 1/2" Mild Steel Rods and Bolts
<b>Length</b>	27-3/4" (704 mm)
<b>Weight</b>	10 lbs. 12 oz. (4.8 kg)

CAT. NO.	UPC NO.	DESCRIPTION
758	01274	Heavy-Duty Ratchet Guy Wire Cutter
 03548	03548	Cutter Head Unit (Includes Blades, Blade Holder, Insert and Hardware)

## Guy Wire Cutter Dies



- Works with any crimping tool that accepts 12-ton "U" type dies.
- Less costly than dedicated cutting tools.
- Simple to install in crimping tools.
- Requires no adjustments for cutting different materials.
- Will cleanly cut guy wire (including EHS), grade 60 rebar, ground rod, soft steel bolts up to 5/8" (16 mm) and up to 477 kcmil (MCM) (240 mm<sup>2</sup>) ACSR.
- U.S. Patent Number 5,775,158.

### SPECIFICATIONS

<b>Capacity</b>	Guy Wire: 5/8" (16 mm) dia. Ground Rod: 5/8" (16 mm) dia. EHS Guy Wire: 5/8" (16 mm) dia. Soft Steel Bolts: 5/8" (16 mm) dia. Rebar (grade 60): 5/8" (16 mm) dia. ACSR: 477 kcmil (MCM) (240 mm <sup>2</sup> )
-----------------	---

CAT. NO.	UPC NO.	DESCRIPTION
00949	00949	Cutting dies for 12-ton "U" die type crimping tools

## KD6-27 Cutter Dies



- "W" style dies for cutting ACSR
- Now, with improved steel and heat treatment for better durability
- Can be used with any crimping tool that accepts "W" dies. Including: Greenlee K4250, K425BG, EK622L, ECCXL (with JAW adapters), and EK628L (with CJD3 jaws).
- Similar to Burndy W-28K.

### SPECIFICATIONS

<b>Capacity</b>	4/0 ACSR
-----------------	----------

CAT. NO.	UPC NO.	DESCRIPTION
KD6-27	10182	"W" Style Cutting Dies for ACSR

## ACSR Cable Cutter



- Precision-machined, forged steel blades.
- Cuts ACSR service entrance cable.
- Steel handles with rubber hand grips.

### SPECIFICATIONS

<b>Capacity</b>	ACSR Cable: 2/0, 7/16" (11.1 mm) Piano Wire: 1/8" (3.2 mm) Copper/Aluminum Cable: 350 kcmil (mcm) (150 mm <sup>2</sup> )
<b>Length</b>	28" (711 mm)
<b>Weight</b>	5.66 lbs. (2.6 kg)

CAT. NO.	UPC NO.	DESCRIPTION
749	32913	ACSR Cable Cutter
04663	04663	Bolt & Nut Set



## Steel Cable & Wire Rope Cutter



- Cuts small diameter wire rope & wire
- Heavy-duty forged steel blades and handles
- Heat treated, precision ground, shear action cutting blades
- Cushioned handle grips

### SPECIFICATIONS

<b>Capacity</b>	Soft Wire Rope: 1/4" (6 mm) dia. Aircraft Cable: 3/16" (5 mm) dia. Hard Steel Wire: 3/16" (5 mm) dia. Copper/Aluminum Cable: 15/64" (6 mm) dia.
<b>Length</b>	7 7/8" (200 mm)
<b>Weight</b>	.75 lbs. (.34 kg)

CAT. NO.	UPC NO.	DESCRIPTION
722	19990	Wire Rope & Cable Cutter

# COMMUNICATIONS AND UNDERGROUND POWER CABLE CUTTING

## Gator® ESC105 Battery-Powered Cable Cutter

NEW PRODUCT

AVAILABLE AS BARE TOOL



18V  
Lithium-Ion



### SPECIFICATIONS

<b>Capacity*</b>	4" dia. (105 mm) Communications, Cu & Al power cables
<b>Length</b>	13-3/4" (604 mm)
<b>Height</b>	22 lbs. (9.9 kg)
<b>Battery</b>	18V, 3.0 Ah, Li-ion
<b>Cycles per Battery Charge</b>	40
<b>Battery Charge Time</b>	1 hour

\* Not for cutting ACSR, guy strand, or other cables with steel strands

- For cutting large diameter underground power and communications cables, including armored cables.
- State of the art 18V lithium ion (Li-ion) battery provides 70% more cycles per charge and faster cycle times.
- Retraction Stop allows the operator to stop the ram retraction at any point simply by tapping the trigger, and then starting the next cutting cycle from that point saving time and energy.
- LED light provides the operator with the battery charge and tool maintenance status.
- Two-stage hydraulic system provides fast advance and power speeds, saving time.
- Scissor-style blades are easy to fit around cables.
- Side handle enhances operator control
- Forward handle position improves tool balance.
- One trigger controls all tool functions.
- Cutting head rotates 350°
- Tools automatically retract when the cutting cycle is complete
- Overmolded tacky grip areas make gripping the tool easier and more comfortable.
- LED work light illuminates dark work areas.
- Greenlee battery-powered cutting tools now use bio-degradable oil.
- Smart chargers control the charging current, charging voltage and battery temperature to maximize battery life
- Available with 120V, 12V or 230V battery charger or with 120V or 230V corded adapter in place of batteries and charger

CAT. NO.	UPC NO.	DESCRIPTION
ESC105L11	52145	Cutter, Cable 120V AC Adapter
ESC105L12	52146	Cutter, Cable 12V AC Adapter
ESC105L22	52147	Cutter, Cable 230V AC Adapter
<b>B</b> ESC105LB	01142	ESC105 Bare Cable Cutter
10118	10118	Carrying Case
12274	12274	Carrying Strap
52178	52178	120V Charger
52179	52179	230V Charger
52180	52180	12V Charger
52176	52176	18V 3.0 Ah Li-ion Battery

## Gator® ESC85L Battery-Powered Cable Cutter



AVAILABLE AS  
**BARE TOOL**

**18V**  
Lithium-Ion



- For cutting large diameter underground power and communications cables.
- State of the art 18V lithium ion (Li-ion) battery provides 70% more cycles per charge and faster cycle times.
- Retraction Stop allows the operator to stop the ram retraction at any point simply by tapping the trigger, and then starting the next cutting cycle from that point saving time and energy.
- LED light provides the operator with the battery charge and tool maintenance status.
- Two-stage hydraulic system provides fast advance and power speeds, saving time.
- Scissor-style blades are easy to fit around cables.
- Side handle enhances operator control
- Forward handle position improves tool balance.
- One trigger controls all tool functions.
- Cutting head rotates 350°
- Tools automatically retract when the cutting cycle is complete
- Overmolded tacky grip areas make gripping the tool easier and more comfortable.
- LED work light illuminates dark work areas.
- Greenlee battery-powered cutting tools now use bio-degradable oil.
- Smart chargers control the charging current, charging voltage and battery temperature to maximize battery life
- Available with 120V, 12V or 230V battery charger or with 120V or 230V corded adapter in place of batteries and charger

CAT. NO.	UPC NO.	DESCRIPTION
ESC85L11	52119	Cable Cutter w/120V Charger
ESC85L12	52120	Cable Cutter w/12V Charger
ESC85L22	52121	Cable Cutter w/230V Charger
ESC85L120	52122	Cable Cutter w/120V AC Adapter
ESC85L230	52123	Cable Cutter w/230V AC Adapter
<b>B</b> ESC85LB	01143	ESC85 Bare Cable Cutter
<b>R</b> 52176	52176	18V 3.0 Ah Li-ion Battery
<b>R</b> ES85E	05090	Cutting Blade (2/tool)
<b>R</b> 10118	10118	Carrying Case
<b>A</b> 12274	12274	Carrying Strap
<b>R</b> 52178	52178	120V Charger
<b>R</b> 52179	52179	230V Charger
52180	52180	12V Charger

### SPECIFICATIONS

<b>Capacity</b>	3-3/8" dia. (85 mm) Communications, Cu & Al power cables
<b>Length</b>	21" (533 mm)
<b>Height</b>	14.9 lbs. (6.7 kg)
<b>Battery</b>	18V 3.0 Ah Li-ion
<b>Battery Charge Time</b>	1 hour
<b>Est. Cycles per Charge</b>	90

## SDK105 Remote Cable Cutter - 4"

**NEW PRODUCT**



- Easily cuts large diameter underground distribution, armored and communication cables.
- Scissor-style blades are easy to fit around cables and can pick up cables off the ground.
- Two handles provide good control and quick positioning for making cuts.
- 3/8" male screw-type hydraulic coupler.

### SPECIFICATIONS

<b>Capacity</b>	4" (105mm) diameter Cu and Al Power Cables Including Soft Steel Armored, Lead Sheathed and Communications Cables
<b>Length</b>	20" (510 mm)
<b>Weight</b>	17 lbs (7.7 kg)
<b>Maximum Operating Pressure</b>	10,000 psi (700 bar)
<b>Required Oil Volume</b>	8.6 in <sup>3</sup> (140 ml)

CAT. NO.	UPC NO.	DESCRIPTION
SDK105	01870	Remote Cable Cutter - 4"

## Ratchet Communications Cutter



Not for use on ACSR or steel jacketed cable

- This versatile cutter has a specially designed moving blade to handle the larger diameter telephone cable and soft drawn copper and aluminum.
- Cuts up to 2,700 pair 3" telephone cable.
  - Blade release for safety and fast backout.
  - Ratchet lock.
  - Blades are manufactured from high carbon tool steel and heat-treated for long life.
  - Rust-resistant, black oxide finish.

### SPECIFICATIONS

<b>Length</b>	11-1/2" (287 mm)
<b>Weight</b>	2.8 lbs. (1.3 kg)

CAT. NO.	UPC NO.	DESCRIPTION
45240	45240	Telco Ratchet Cutter
45241	45241	Movable Blade
45242	45242	Fixed Blade


## Heavy-Duty Manual Communications Cable Cutter



- Forged and heat-treated blades specially designed for communications cable.
- Easily cuts cables up to 2-1/4" (57 mm) in diameter.
- Makes clean cuts with minimal distortion on lead, rubber, PVC and polyethylene-sheathed cables.
- Blades and handles are replaceable in case of damage.
- Precision-ground, shear-type blades.
- Fiberglass handles with non-slip rubber grips.

### SPECIFICATIONS

<b>Cutting Capacity</b>	2-1/4" (57 mm) Communications Cable (900 pair, 24 AWG)
<b>Length</b>	37" (940 mm)
<b>Weight</b>	7.2 lbs. (3.3 kg)

CAT. NO.	UPC NO.	DESCRIPTION
765	06011	Heavy-Duty Communications Cutter
 05935	05935	Cutter Blade (765) (2 required)

**N** = NEW PRODUCT

**R** = REPLACEMENT PART

**A** = ACCESSORY

**B** = BARE TOOL



## Greenlee Crimping Tool Capacities

TOOL TYPE	4 TON	4.5 TON (4)	6 TON	12 TON (5)		15 TON	ROTATING DIE (1)			QUAD-POINT DIELESS		DIELESS		
	EK410L	K4250 K425BG	EKG28L (6) EK622L ECCXL	HK1230 EK1230L HKL1232	RK1240 HK1240 EK1240L	RK1550 EK1550	K111	K05-1GL K05-1SPGL	K09-2GL K09-2.5SPGL	K09-3GL	RK06AT HK06AT EK06ATL	RK06FT HK06FT EK06FTL	1981	EK12IDL HK12ID
CONNECTOR TYPE														
INDUSTRIAL														
Copper Lugs			8-600 (2)	8-750	8-750	8-1500	8-1	8-1/0	8-4/0	3/0-400	6-500	6-750	8-250	4-1000
Copper Splices	8-300	8-500	8-600 (2)	8-400	8-750	8-1500	8-1	8-1/0	8-4/0	3/0-400	6-500	6-750	8-250	4-1000
Aluminum Lugs	8-2/0	8-4/0	8-300 (3)	8-750	8-750	8-1000					6-400	6-750	8-4/0	6-1000
Aluminum Splices	8-2/0	8-4/0	8-300 (3)	8-400	8-750	8-1000					6-400	6-750	8-4/0	6-1000
Copper "C" Taps		10-2	12-2 (4)	12-400	12-400	8-1000								
Aluminum "H" Taps				6-500	6-500	6-1000								
Aluminum Pin														
Adapters		6-1/0	6-1/0 (3)	6-500	6-750	6-750								
GROUNDING														
Ground Grid														
Connectors			6-3 (4)	6-500	6-500	6-500								
Copper "E" Taps				6-500	6-500	6-500								
OVERHEAD														
5/8" Service														
Ent. Connectors	10-1/0	10-1/0	10-1/0 (4)	10-1/0	10-1/0	10-1/0					4-350	4-350		
.840 Service Ent.														
Connectors	1/0-4/0	1/0-4/0	1/0-4/0 (4)	1/0-4/0	1/0-4/0	1/0-4/0					4-350	4-350		
Aluminum "H" Taps		6-4/0	6-4/0 (4)	6-500	6-500	6-900								
Copper "H" Taps		10-2	12-2 (4)	12-4/0	12-4/0	12-4/0								
Copper Tension														
Splice		6-2/0	6-2/0 (4)	6-500	6-500	6-500					6-4/0	6-4/0		
All Aluminum														
Tension Splice		6-4/0	6-4/0 (4)	6-587.5	6-587.5	6-587.5								
One Piece ACSR														
Tension Splice		4-1/0	4-1/0 (4)	4-556.5	4-556.5	4-556.5					4-477	4-477		
Two Piece ACSR														
Tension Splice		2-477	2-4/0 (4)	2-556.5	2-556.5	2-900								
Aluminum Jumper														
Splice		4-266.8	4-266.8 (4)	4-556.5	4-556.5	4-795								
Stirrups		2-4/0	6-4/0 (4)	6-500	6-500	6-500								
Aluminum Lugs		2-1/0	4-4/0 (4)	4-556.5	4-556.5	4-795								
Copper Lugs		6-1/0	1/0-2/0 (4)	1/0-500	1/0-500	1/0-500								

## Feature Legend of Icons



IntelliCRIMP™  
Technology



18V Lithium-Ion  
Battery



Automatic  
Retraction  
Stop



Retraction  
Stop Repeat



LED Work  
Light



Battery  
LED Monitor



Crimping  
Force in  
TONS



Crimping Tool  
that does not  
require die set

# DIE-TYPE CRIMPING

## Gator® Battery-Powered 4-Ton Crimping Tool

AVAILABLE AS  
**BARE TOOL**

CLASSIFIED  
**UL**  
c US

**IntelliCRIMP**

**18V**  
Lithium-Ion

**LED**



**4-TON**  
EK410L



- Intelligent Crimping System Technology includes a pressure sensor that monitors the crimping force of each crimp and provides the operator a visual and audible alert if the force is below specifications.
- State of the art 18V lithium ion (Li-ion) battery provides 70% more cycles per charge and faster cycle times.
- LED light provides the operator with the battery charge and tool maintenance status.
- In line tool style is light weight and very easy to control
- One trigger controls all tool functions.
- Crimping head rotates 350°
- Tools automatically retract when the crimping or cutting cycle is complete
- Overmolded tacky grip areas make gripping the tool easier and more comfortable.
- LED work light illuminates dark work areas.
- Greenlee battery-powered crimping tools now use bio-degradable oil.
- Smart chargers control the charging current, charging voltage and battery temperature to maximize battery life
- Used with Greenlee KC4, KA4 and KD4 crimping dies.
- Available with 120V, 12V or 230V battery charger or with 120V or 230V corded adapter in place of batteries and charger

### SPECIFICATIONS

<b>Capacity</b>	8 AWG to 300 kcmil (MCM) copper color-coded connectors 8 AWG to 2/0 AWG aluminum color-coded connectors 5/8" service entrance connectors 840 service entrance connectors
<b>Crimping Force</b>	7,900 lb. (35 kN)
<b>Length</b>	13-1/4" (337 mm)
<b>Width</b>	2-7/8" (73 mm)
<b>Weight</b>	4 lbs. (1.8 kg)
<b>Crimp Cycle Time</b>	~4 seconds
<b>Battery</b>	18V 1.5 Ah Li-ion
<b>Battery Charge Time</b>	30 minutes
<b>Est. Cycles per Charge</b>	200

*Crimping dies on page 258*

CAT. NO.	UPC NO.	DESCRIPTION
EK410L11	52089	4-Ton Battery-Powered Crimping Tool, 120V Charger
EK410L12	52090	4-Ton Battery-Powered Crimping Tool, 12V Charger
EK410L22	52091	4-Ton Battery-Powered Crimping Tool, 230V Charger
EK410L120	52092	4-Ton Crimping Tool w/120V AC Adapter
EK410L230	52101	4-Ton Crimping Tool w/230V AC Adapter
<b>B</b> EK410LB	01144	EK410 Bare Crimp Tool, 4T
<b>R</b> 52177	52177	18V 1.5 Ah Li-ion
<b>R</b> 25752	25752	Carrying Case
<b>R</b> 52178	52178	120V Charger
<b>R</b> 52179	52179	230V Charger
<b>R</b> 52180	52180	12V Charger

*\*UL and cUL classified with Anderson®, Blackburn®, Burndy®, ILSCO®, Panduit®, Penn-Union® and Thomas & Betts® copper and aluminum color-coded connectors. The products listed above are registered trademarks of Anderson®, Blackburn®, FCI Burndy®, ILSCO®, Panduit®, Penn-Union® and Thomas & Betts®.*



## EK628L Battery-Powered 6-Ton Crimping Tool

AVAILABLE AS  
**BARE TOOL**



**IntelliCRIMP™**

**18V**  
Lithium-Ion



**6-TON**  
EK628L



- Intelligent Crimping System Technology includes a pressure sensor that monitors the crimping force of each crimp and provides the operator a visual and audible alert if the force is below specifications.
- State of the art 18V lithium ion (Li-ion) battery provides 70% more cycles per charge and faster cycle times.
- LED light provides the operator with the battery charge and tool maintenance status.
- In line tool style is light weight and very easy to control
- One trigger controls all tool functions.
- Crimping head rotates 350°
- Tools automatically retract when the crimping or cutting cycle is complete
- Overmolded tacky grip areas make gripping the tool easier and more comfortable.
- LED work light illuminates dark work areas.
- Greenlee battery-powered crimping tools now use bio-degradable oil.
- Smart chargers control the charging current, charging voltage and battery temperature to maximize battery life
- Available with 120V, 12V or 230V battery charger or with 120V or 230V corded adapter in place of batteries and charger
- Equipped with CJ22 crimping jaws that accept Greenlee KC22 and KA22 series crimping dies.
- When equipped with optional CJD3 crimping jaws, can be used with all industry "W" style crimping dies & Greenlee KD6 series dies.
- When equipped with optional CJK crimping jaws, can be used with Thomas & Betts "6-Ton" crimping dies.

\*UL and cUL classified from 8 AWG to 600 kcmil with Anderson®, Blackburn®, Burndy®, ILSCO®, Panduit®, Penn-Union® and Thomas & Betts® copper code color-coded connectors when used with Greenlee KC22 crimping dies. Not for use with Burndy 400, 500 or 600 kcmil splices and Penn-Union 600 kcmil splices. UL & cUL classified from 8 AWG to 350 kcmil (MCM) with Anderson, Blackburn®, Burndy, ILSCO, Panduit, Thomas & Betts, and Penn-Union aluminum code color-coded connectors when used with Greenlee KA22 crimping dies.

### SPECIFICATIONS

<b>Capacity*</b>	8AWG to 600 kcmil copper color-coded connectors 8AWG to 350 kcmil aluminum color-coded connectors
<b>Crimping Force</b>	12,000 lbs (53 kN)
<b>Length</b>	18-1/2" (470 mm)
<b>Width</b>	2-7/8" (73 mm)
<b>Weight</b>	6 lbs. (2.7 kg)
<b>Battery</b>	18V 1.5 Ah Li-ion
<b>Crimp Cycle Time</b>	~6 seconds
<b>Battery Charge Time</b>	30 minutes
<b>Est. Cycles per Charge</b>	150

*Crimping dies on page 259*

CAT. NO.	UPC NO.	DESCRIPTION
EK628L11	52102	EK628L crimping tool w/120 V battery charger
EK628L12	52103	EK628L crimping tool w/12 V battery charger
EK628L22	52104	EK628L crimping tool w/230 V battery charger
EK628L120	52105	EK628L Crimping Tool w/120V AC Adapter
EK628L230	52106	EK628L Crimping Tool w/230V AC Adapter
<b>B</b> EK628LB	01145	EK628 Bare Crimp Tool, 6T
<b>A</b> K22S1GL	03078	Die Kit for 8 AWG-600 kcmil Copper Connectors (Includes all copper die sets listed below and carrying case)
<b>A</b> KD06AL	01631	Die Kit for 8 AWG-350 kcmil Aluminum Connectors (Includes all aluminum die sets listed below and carrying case)
<b>A</b> CJD3	03242	Crimping jaw unit- "W" dies
<b>A</b> CJK	04829	Crimping jaw unit- Thomas & Betts "6-Ton" dies
<b>R</b> 25752	25752	Carrying Case
<b>R</b> 52177	52177	18V 1.5 Ah Li-ion
<b>R</b> 52178	52178	120V Charger
<b>R</b> 52179	52179	230V Charger
<b>R</b> 52130	52130	12V Charger

## Gator® Battery-Powered and Corded 6-Ton Crimping Tools

AVAILABLE AS  
**BARE TOOL**

CLASSIFIED  
**UL**  
C US

**IntelliCRIMP™**

**18V**  
Lithium-Ion

**LED**



**6-TON**  
EK622L



- Intelligent Crimping System Technology includes a pressure sensor that monitors the crimping force of each crimp and provides the operator a visual and audible alert if the force is below specifications.
- State of the art 18V lithium ion (Li-ion) battery provides 70% more cycles per charge and faster cycle times.
- LED light provides the operator with the battery charge and tool maintenance status.
- In line tool style is light weight and very easy to control
- One trigger controls all tool functions.
- Crimping head rotates 350°
- Tools automatically retract when the crimping or cutting cycle is complete
- Overmolded tacky grip areas make gripping the tool easier and more comfortable.
- LED work light illuminates dark work areas.
- Greenlee battery-powered crimping tools now use bio-degradable oil.
- Smart chargers control the charging current, charging voltage and battery temperature to maximize battery life
- Accepts Greenlee KC22 and KA22 series crimping dies.
- Includes 04292 die adapters which can be used with all industry "W" style crimping dies and Greenlee KD6 style dies.
- Available with 120V, 12V or 230V battery charger or with 120V or 230V corded adapter in place of batteries and charger

### SPECIFICATIONS

### BATTERY POWERED

<b>Capacity</b>	Color-coded copper lugs and splices, 600 kcmil (MCM). Color-coded aluminum lugs and splices, 350 kcmil (MCM). For capacity with other types of connectors, see chart on page 245
<b>Crimping Force</b>	12,000 lb (53 kN)
<b>Length</b>	15-3/4" (438 mm)
<b>Weight</b>	6.5 lbs. (3 kg)
<b>Battery</b>	18V 1.5 Ah Li-ion)
<b>Battery charge time</b>	30 minutes
<b>Est. Cycles per Charge</b>	100

*Crimping dies on page 259*

CAT. NO.	UPC NO.	DESCRIPTION
EK622L11	52084	6-Ton Battery-Powered Crimping Tool 120 V charger
EK622L12	52085	6-Ton Battery-Powered Crimping Tool 12 V charger
EK622L22	52086	6-Ton Battery-Powered Crimping Tool 230 V charger
EK622L120	52087	6-Ton Crimping Tool w/120V AC Adapter
EK622L230	52088	6-Ton Crimping Tool w/230V AC Adapter
EK622LB	01146	EK622 Bare Crimp Tool, 6T
52177	52177	18V 1.5 Ah Li-ion
25752	25752	EK622L Carrying Case
12274	12274	Carrying Strap
04292	04292	Die Adapter for "W" Type Dies
52178	52178	120V Charger
52179	52179	230V Charger
52180	52180	12V Charger

\*UL and cUL classified with Anderson®, Blackburn®, Burndy®, ILSCO®, Panduit®, Penn-Union® and Thomas & Betts® copper lugs and splices to 600 kcmil (MCM) and with aluminum lugs & splices to 350 kcmil (MCM). The products listed above are registered trademarks of Anderson®, Blackburn®, FCI Burndy®, ILSCO®, Panduit®, Penn-Union® and Thomas & Betts®.

## Gator® 12-Ton Battery-Powered Crimping Tools

AVAILABLE AS  
**BARE TOOL**

CLASSIFIED  
**UL** US

**IntelliCRIMP**

**ARS**

**18V**  
Lithium-Ion

**LED**



EK1240CL



EK1230L



EK1240L



EK1240KL

### SPECIFICATIONS

<b>Capacity*</b>	EK1230L & EK1240L – 8 AWG to 750 kcmil copper color-coded lugs and splices See crimping tool capacity chart on page 245, for additional capacities EK1240K – ACSR terminals 1033 kcmil (MCM), ACSR tension fittings 477 kcmil (MCM)
<b>Crimping Force</b>	24,000 lb (106 kN)
<b>Length</b>	EK1230L – 15-1/2" (394 mm); EK1240L – 16-1/4" (413 mm);
<b>Weight</b>	EK1230L – 14.5 lbs (6.6 kg) EK1240L – 15 lbs. (6.8 kg) EK1240KL – 15 lbs. (6.8 kg)
<b>Battery</b>	18V 3.0 Ah Li-ion
<b>Est. Cycles per Charge</b>	90

*Crimping dies on page 260*

\* EK1230 and EK1240 are UL and cUL classified with Anderson®, Blackburn®, Burndy®, ILSCO®, Panduit®, Penn-Union® and Thomas & Betts® copper and aluminum color-coded lugs and splices when used with Greenlee KC12 and KA12 crimping dies. The products listed above are registered trademarks of Anderson®, Blackburn®, FCI Burndy®, ILSCO®, Panduit®, Penn-Union® and Thomas & Betts®.

- Intelligent Crimping System Technology includes a pressure sensor that monitors the crimping force of each crimp and provides the operator a visual and audible alert if the force is below specifications.
- State of the art 18V lithium ion (Li-ion) battery provides 70% more cycles per charge and faster cycle times.
- Automatic Retraction Stop (ARS) which retracts the ram just enough to get ready for the next cycle saving time and energy.
- LED light provides the operator with the battery charge and tool maintenance status.
- Two-stage hydraulic system provides fast advance and power speeds, saving time.
- Forward handle position improves tool balance.
- One trigger controls all tool functions.
- Crimping head rotates 350°
- Tools automatically retract when the crimping cycle is complete
- Overmolded tacky grip areas make gripping the tool easier and more comfortable.
- LED work light illuminates dark work areas.
- Greenlee battery-powered crimping tools now use bio-degradable oil.
- Smart chargers control the charging current, charging voltage and battery temperature to maximize battery life
- Available with 120V, 12V or 230V battery charger or with 120V or 230V corded adapter in place of batteries and charger
- Three crimping head choices: EK1230L with 1.20" (30mm) opening uses Greenlee KC12, KA12 & KD12 crimping dies plus all industry "U" style crimping dies, EK1240L with 1.65" (42mm) opening uses Greenlee KC12, KA12 & KD12 crimping dies plus all industry "U" style crimping dies, EK1240KL uses Kearney PH2 style crimping dies.
- Covered head models have two layers of PVC that total approximately 3/16" (4.8 mm) thick. The outer layer is black and the inner layer is red.
- U.S. Patents #6,206,663 and #6,065,326

CAT. NO.	UPC NO.	DESCRIPTION
EK1230L11	52068	12-Ton Battery-Powered Crimping Tool, 1.2" (30 mm) opening, 120 V Charger
EK1230L12	52069	12-Ton Battery-Powered Crimping Tool, 1.2" (30 mm) opening, 12 V Charger
EK1230L22	52070	12-Ton Battery-Powered Crimping Tool, 1.2" (30 mm) opening, 230 V Charger
EK1230L120	52071	12-Ton Crimping Tool w/120V AC Adapter
EK1230L230	52072	12-Ton Crimping Tool w/230V AC Adapter
EK1230LB	01154	EK1230 Bare Crimper, 30mm
EK1240L11	10227	12-Ton Battery-Powered Crimping Tool, 1.65" (42 mm) opening, 120 V Charger
EK1240L12	10229	12-Ton Battery-Powered Crimping Tool, 1.65" (42 mm) opening, 12 V Charger
EK1240L22	10231	12-Ton Battery-Powered Crimping Tool, 1.65" (42 mm) opening, 230 V Charger
EK1240L120	10234	12-Ton Crimping Tool w/120V AC Adapter
EK1240L230	10237	12-Ton Crimping Tool w/230V AC Adapter
EK1240LB	01155	EK1240 Bare Crimper, 40mm
EK1240CLB	01156	EK1240 Bare Crimper, 40mm PVC COV
EK1240KLB	01157	EK1240 Bare Crimper, Kearney
EK1240CL11	52043	12-Ton Battery-Powered Crimping Tool, 1.65" (42 mm) opening, PVC covered, 120 V Charger
EK1240CL12	52044	12-Ton Battery-Powered Crimping Tool, 1.65" (42 mm) opening, PVC covered, 12 V Charger
EK1240CL22	52045	12-Ton Battery-Powered Crimping Tool, 1.65" (42 mm) opening, PVC covered, 230 V Charger
EK1240CL120	52046	12-Ton Crimping Tool w/120V AC Adapter
EK1240CL230	52047	12-Ton Crimping Tool w/230V AC Adapter
EK1240KL11	12566	12-Ton Battery-Powered Crimping Tool, Kearney head, 120 V Charger
EK1240KL12	12567	12-Ton Battery-Powered Crimping Tool, Kearney head, 12 V Charger
EK1240KL22	12569	12-Ton Battery-Powered Crimping Tool, Kearney head, 230 V Charger
EK1240KL120	12568	12-Ton Crimping Tool w/120V AC Adapter
<b>R</b> 52176	52176	18V 3.0 Ah Li-ion Battery
<b>R</b> 10118	10118	EK1230L & EK1240L Carrying Case
<b>A</b> 12274	12274	Carrying Strap
<b>R</b> 52178	52178	120V Charger
<b>R</b> 52179	52179	230V Charger
<b>R</b> 52180	52180	12V Charger

## 12-Ton Manual Hydraulic Crimping Tools



- Two crimping head choices: HK1230 with 1.20" (30 mm) opening, and HK1240 with 1.65" (42 mm) opening.
- Both heads accept Greenlee KC12, KA12 and KD12 crimping dies as well as industry "U" style dies.
- New head designs result in lower weight and improved durability – tested to 50,000 crimp cycles.
- Two-speed pump to reduce cycle time.
- Ram automatically retracts when crimp cycle is complete – a Greenlee exclusive.
- Crimping heads rotate 360°.
- Smaller and lighter than competitive tools.
- Covered head models have two layers of PVC that total approximately 3/16" (4.8 mm) thick. The outer layer is black and the inner layer is red.
- Includes carrying case.
- U.S. Patent #6,206,663.

### SPECIFICATIONS

<b>Capacity*</b>	HK1230 & HK1240 – 8 AWG to 750 kcmil copper color-coded lugs and splices. See crimping tool capacity chart on pg. 245;
<b>Crimping Force</b>	24,000 lbs (106 kN)
<b>Length</b>	HK1230 – 20-3/8" (518 mm); HK1240 – 21-1/2" (546 mm);
<b>Weight</b>	HK1230 – 12.2 lbs (5.5 kg) HK1240 – 13.2 lbs (6.0 kg)

*Crimping dies on page 260*

*\*HK1230 and HK1240 are UL and cUL classified with Anderson, Blackburn, FCI Burndy, ILSCO, Panduit, Penn-Union and Thomas & Betts copper and aluminum color-coded lugs and splices when used with Greenlee KC12 and KA12 crimping dies. The products listed above are registered trademarks of Anderson®, Blackburn®, FCI Burndy®, ILSCO®, Panduit®, Penn-Union® and Thomas & Betts®.*

CAT. NO.	UPC NO.	DESCRIPTION
HK1230	06426	12-Ton Hydraulic Crimping Tool, 1.2" (30 mm) opening
HK1230C	07199	12-Ton Hydraulic Crimping Tool, 1.2" (30 mm) opening, PVC covered
HK1240	06427	12-Ton Hydraulic Crimping Tool, 1.65" (42 mm) opening
HK1240C	07202	12-Ton Hydraulic Crimping Tool, 1.65" (42 mm) opening, PVC covered

## 12-Ton Manual Hydraulic Crimping Tool



- Two-speed ram advances fast and shifts to lower speed to complete the crimp.
- Strong, lightweight fiberglass handles.
- Push button permits dies to be inserted and removed easily.
- The "C" style head has a 1.4" (32 mm) opening for easy placement on connectors.
- Tool is supplied in a durable, molded plastic carrying case.
- Accepts Greenlee KC12, KA12 and KD12 as well as Industry "U" style dies.

### SPECIFICATIONS

<b>Capacity*</b>	8 AWG to 750 kcmil copper color-coded lugs and splices. See crimping tool capacity chart on page 245 for additional capacities.
<b>Crimping Force</b>	24,000 lbs (106 kN)
<b>Length</b>	24-1/4" (616 mm)

*Crimping dies on page 260*

*\*UL and cUL is classified with Anderson, Blackburn, FCI Burndy, ILSCO, Panduit, Penn-Union and Thomas & Betts copper and aluminum color-coded lugs and splices when used with Greenlee KC12 and KA12 crimping dies. The products listed above are registered trademarks of Anderson®, Blackburn®, FCI Burndy®, ILSCO®, Panduit®, Penn-Union® and Thomas & Betts®.*

CAT. NO.	UPC NO.	DESCRIPTION
HKL1232	23521	12-Ton Hydraulic Crimping Tool, 1.4" (32 mm) opening

## 990 Hydraulic Pump

**NEW PRODUCT**



- Pendant on a 15 foot (4.572 m) cord allows the operator freedom to operate the pump remotely
- Pump automatically stops at 10,000 psi (700 bar) to alert operator that the cycle is complete
- Operates on 120V, 15 amp circuit
- Advance and Hold function

### SPECIFICATIONS

<b>Weight</b>	32-1/2 lbs. (14.7 kg)	
<b>Reservoir Capacity:</b>	3.2 qt (3 l)	
<b>Size:</b>	9.6" L x 6.3" W x 13.8" H (244 mm L x 160 mm W x 250 mm H)	
<b>Motor:</b>	¾ HP Heavy Duty	
<b>Oil Delivery: At</b>	At 200 psi:	159 in <sup>3</sup> /min (2.6 l/min)
	10,000 psi:	19 in <sup>3</sup> /min (0.32 l/min)
<b>Power Source:</b>	120 VAC, 15 Amp	

CAT. NO.	UPC NO.	DESCRIPTION
990	89912	990 Hydraulic Pump, 120V

## 12-Ton Remote-Powered Crimping Heads



- Use Greenlee KC12, KA12 and KD12 crimping dies as well as industry "U" type dies
- Crimping head has 1.65" (42 mm) opening.
- New head designs result in lower weight and improved durability – tested to 50,000 crimp cycles.
- Boss included on each crimping head for use with hotsticks.
- Easy to get into tight locations, light weight makes them excellent choices for hotstick use.
- Single-acting tools require an external hydraulic pump capable of 10,000 psi (700 bar).
- Equipped with a 3/8" male screw-type coupler.
- Capable of crimping a wide range of lugs, C-taps, H-taps and overhead tension sleeves.
- Covered head models have two layers of PVC that total approximately 3/16" (4.8 mm) thick. The outer layer is black and the inner layer is red.
- Includes carrying case.
- Intellicrimp™ features available when used with Greenlee EHP700L.
- See pages 100, 223, and 251 for hose and pump selection.

### SPECIFICATIONS

<b>Capacity*</b>	8 AWG to 750 kcmil copper color-coded lugs and splices. See crimping tool capacity chart on pg. 245 for additional capabilities
<b>Crimping Force</b>	24,000 lbs (106 kN)
<b>Length</b>	11-7/8" (302 mm)
<b>Weight</b>	RK1240 – 9.7 lbs. (4.4 kg)
<b>Max. Operating Pressure</b>	10,000 psi (700 bar)

*Crimping dies on page 260*

\*RK1240 are UL and cUL classified with Anderson, Blackburn, FCI Burndy, ILSCO, Panduit, Penn-Union and Thomas & Betts copper and aluminum color coded lugs and splices when used with Greenlee KC12 and KA12 crimping dies. The products listed above are registered trademarks of Anderson®, Blackburn®, FCI Burndy®, ILSCO®, Panduit®, Penn-Union® and Thomas & Betts®.

CAT. NO.	UPC NO.	DESCRIPTION
RK1240	05351	12-Ton Remote-Powered Crimping Head, 1.65" (42 mm) opening
RK1240C	07205	12-Ton Remote-Powered Crimping Head, 1.65" (42 mm) opening, PVC covered

## Gator® Battery-Powered 15-Ton Crimping Tool

AVAILABLE AS  
**BARE TOOL**

CLASSIFIED  
**UL** US

**IntelliCRIMP™**

**ARS**

**18V**  
Lithium-Ion

**LED**



EK1550L11

**15-TON**

- Intelligent Crimping System Technology includes a pressure sensor that monitors the crimping force of each crimp and provides the operator a visual and audible alert if the force is below specifications.
- State of the art 18V lithium ion (Li-ion) battery provides 70% more cycles per charge and faster cycle times.
- Automatic Retraction Stop (ARS) which retracts the ram just enough to get ready for the next cycle saving time and energy.
- LED light provides the operator with the battery charge and tool maintenance status.
- Two-stage hydraulic system provides fast advance and power speeds, saving time.
- Forward handle position improves tool balance.
- One trigger controls all tool functions.
- Crimping head rotates 350°
- Tools automatically retract when the crimping cycle is complete
- Overmolded tacky grip areas make gripping the tool easier and more comfortable.
- LED work light illuminates dark work areas.
- Greenlee battery-powered crimping tools now use bio-degradable oil.
- Smart chargers control the charging current, charging voltage and battery temperature to maximize battery life
- Available with 120V, 12V or 230V battery charger or with 120V or 230V corded adapter in place of batteries and charger
- Interchangeable adapters permit the use of a wide variety of crimping dies. Accepts Kearney PH4/P14 dies without adapter.
- Assist handle is included to provide better balance for the tool

### SPECIFICATIONS

### BATTERY POWERED

<b>Capacity</b>	Color-coded copper lugs and splices, 8 AWG to 1000 kcmil (MCM). Color-coded aluminum lugs and splices, 8 AWG to 1000 kcmil (MCM).
<b>Crimping Force</b>	30,000 lb (134 kN)
<b>Length</b>	19-5/8" (498 mm)
<b>Height</b>	15" (381 mm)
<b>Weight</b>	19 lbs. (8.5 kg)
<b>Battery</b>	18 V, 3.0 Ah, Li-ion
<b>Battery Charge Time</b>	1 hour
<b>Est. Cycles per Charge</b>	50

\*EK1550L tools are UL and cUL classified with Anderson, Blackburn, Burndy, ILSCO, Panduit, Penn-Union and Thomas & Betts copper and aluminum color coded lugs and splices when used with 48802 die adapters and with Greenlee KC12 and KA12 crimping dies. The products listed above are registered trademarks of Anderson®, Blackburn®, FCI Burndy®, ILSCO®, Panduit®, Penn-Union® and Thomas & Betts®.

CAT. NO.	UPC NO.	DESCRIPTION
EK1550L11	52150	15-Ton Battery-Powered Crimping Tool w/120 V charger
EK1550L12	52151	15-Ton Battery-Powered Crimping Tool w/12 V charger
EK1550L22	52152	15-Ton Battery-Powered Crimping Tool w/230 V charger
EK1550L120	52152	15-Ton Battery-Powered Crimping Tool w/120 V AC Adapter
EK1550L230	52154	15-Ton Battery-Powered Crimping Tool w/230 V AC Adapter
EK1550FTLUB	01148	EK1550FT Bare Crimp Tool, 15T
EK1550LB	01149	EK1550 Bare Crimp Tool, 15T
48820	48820	Die Adapters - Burndy P dies (Y46), IlSCO ILD-P dies
48788	48788	Die Adapters - T&B 15600 dies, Blackburn 15600 dies
48802	48802	Die Adapters - Greenlee 12-Ton dies, Burndy 12-Ton dies, IlSCO ILD dies, T&B 15500 dies, Blackburn 15500 dies
48824	48824	Die Adapters - Kearney PH2/WH2
12274	12274	Carrying Strap
52176	52176	18 V, 3.0 Ah, Li-ion Battery
10118	10118	Carrying Case
52178	52178	120V Charger
52179	52179	230V Charger
52180	52180	12V Charger

## 15-Ton Crimping Tool



- Interchangeable adapters permit the use of a wide variety of die types for all common crimping applications.
- Accepts Kearney PH4/PH14 dies without adapters.
- Zinc-plated head resists corrosion better than other finishes.
- Hot stick attachment point is standard.
- Operates with most 10,000 psi (700 bar) hydraulic sources.
- Equipped with 3/8" male screw-type 10,000 psi (700 bar) coupler.
- Includes carrying case.
- Intellicrimp™ features available when used with Greenlee EHP700L.
- See pages 100, 223, and 251 for hose and pump selection.

### SPECIFICATIONS

<b>Capacity</b>	Color-Coded copper lugs and splices: #8 to 1500 kcmil (MCM) Color-Coded aluminum lugs and splices: #8 to 1000 kcmil (MCM) For other connector types, see the capacity chart on page 245
<b>Crimping Force at 10,000 psi (700 bar)</b>	30,000 lbs (133 kN)
<b>Length</b>	15" (380 mm);
<b>Width</b>	3" (76 mm)
<b>Height</b>	5-3/8" (135 mm)
<b>Weight</b>	14.1 lbs. (6.4 kg)
<b>Operating Pressure</b>	10,000 psi (700 bar)

CAT. NO.	UPC NO.	DESCRIPTION
RK1550	05353	15-Ton Single-Acting Remote-Powered Crimping Tool
48820	48820	Die Adapters – Burndy P dies (Y46), IlSCO ILD-P dies
48788	48788	Die Adapters – T&B 15600 dies, Blackburn 15600 dies
48802	48802	Die Adapters – Greenlee U dies, Burndy U dies, IlSCO ILD dies, T&B 15500 dies, Blackburn 15500 dies
48824	48824	Die Adapters – Kearney PH2/WH2 dies

\*UL and cUL classified with Anderson, Blackburn, FCI Burndy, ILSCO, Panduit, Penn-Union and Thomas & Betts copper and aluminum color-coded lugs and splices up to 750kcmil using 48802 die adapters when used with Greenlee KC12 and KA12 crimping dies. The products listed above are registered trademarks of Anderson®, Blackburn®, FCI Burndy®, ILSCO®, Panduit®, Penn-Union® and Thomas & Betts®.

## Crimping Tool 8-1 AWG



- Small size and light weight make this an ideal tool for crimping small lugs and splices.
- Easily fits in tool pouches.
- Full-cycle mechanism assures that crimps are complete.
- Jaws can be opened in mid-cycle if necessary to adjust connector.
- Wide grips make crimping easy on the hands.

### SPECIFICATIONS

<b>Capacity</b>	8 AWG – 1 AWG copper color-coded connectors
<b>Length</b>	10" (273 mm)
<b>Weight</b>	1.4 lbs. (0.6 kg)

CAT. NO.	UPC NO.	DESCRIPTION
K111	10763	Crimping Tool

\*UL and cUL classified with Anderson, Blackburn, Burndy, ILSCO, Panduit, Penn-Union and Thomas & Betts copper color-coded connectors. The products listed above are registered trademarks of Anderson®, Blackburn®, FCI Burndy®, ILSCO®, Panduit®, Penn-Union® and Thomas & Betts®.

## K-Series Crimping Tool 8-1/0 AWG



- Crimps smaller copper connectors.
- Small, light weight, easy to handle.
- Easy to get in tight locations.
- Color-coded, hexagonal rotating dies.
- Full cycle mechanism releases only after full crimp cycle is completed.

### SPECIFICATIONS


<b>Capacity*</b>	8 AWG – 1/0 AWG Copper
<b>Length</b>	15.4" (390 mm)
<b>Weight</b>	2.4 lbs. (1.1 kg)

CAT. NO.	UPC NO.	DESCRIPTION
----------	---------	-------------

K05-1GL	02624	Crimping Tool
K05-1SPGL	02625	Crimping Tool, full cycle mechanism
<b>R</b> 02694	02694	Die Set

\*UL and cUL classified with Anderson, Blackburn, Burndy, ILSCO, Panduit, Thomas & Betts and Penn-Union copper connectors. The products listed above are registered trademarks of Anderson®, Blackburn®, FCI Burndy®, ILSCO®, Panduit®, Penn-Union® and Thomas & Betts®.

## K-Series Crimping Tool 8-4/0 AWG



- Crimps all the popular small to mid-range copper connector sizes.
- Long length results in low handle efforts.
- Color-coded, hexagonal rotating dies.
- Full cycle mechanism releases only after full crimp cycle is completed.

### SPECIFICATIONS


<b>Capacity*</b>	8 AWG – 4/0 AWG Copper
<b>Length</b>	25.5" (650 mm)
<b>Weight</b>	6.4 lbs. (2.9 kg)

CAT. NO.	UPC NO.	DESCRIPTION
----------	---------	-------------

K09-2GL	02628	Crimping Tool
K09-2SPGL	02629	Crimping Tool, full cycle mechanism
<b>R</b> 02912	02912	Die Set

\*UL and cUL classified with Anderson, Blackburn, Burndy, ILSCO, Panduit, Thomas & Betts and Penn-Union copper connectors. The products listed above are registered trademarks of Anderson®, Blackburn®, FCI Burndy®, ILSCO®, Panduit®, Penn-Union® and Thomas & Betts®.

## K-Series Crimping Tool 3/0-400



- Crimps the larger copper connector sizes all the way to 400 kcmil (MCM).
- Color-coded, hexagonal rotating dies.

### SPECIFICATIONS

<b>Capacity*</b>	3/0 AWG – 400 kcmil (MCM) Copper
<b>Length</b>	25.5" (650 mm)
<b>Weight</b>	6.4 lbs. (2.6 kg)

CAT. NO.	UPC NO.	DESCRIPTION
----------	---------	-------------

K09-3GL	02630	Crimping Tool
<b>R</b> 02913	02913	Die Set

\*UL classified and CSA certified with Anderson, Blackburn, Burndy, ILSCO, Panduit, Thomas & Betts and Penn-Union copper connectors. The products listed above are registered trademarks of Anderson®, Blackburn®, FCI Burndy®, ILSCO®, Panduit®, Penn-Union® and Thomas & Betts®.

## Manual Crimping Tool



K425BG

- Designed for crimping a wide range of overhead service entrance connections, overhead splices, and overhead taps.
- Easy-to-use MD-6 type "pop" tool.
- K425 tools are equipped with D, die groove and either "BG" or "O" die groove.
- K425K tools are equipped with a die groove for Kearney® "O" dies and either a 5/8" or "O" die groove
- The D, die groove serves as a die seat for all Greenlee KD6 and industry "W" type dies. Page 259.
- Bent fiberglass handles provide a solid grip, good leverage and better durability than wood.
- Teflon-impregnated bushings at pivot joints provide smooth operation and long life.
- Complete crimps are assured with an over-center cam mechanism.
- Tool can easily be checked visually for proper adjustment and can be adjusted with Allen wrenches.

### SPECIFICATIONS

<b>Capacity*</b>	See capacity chart on page 245
<b>Crimping Force</b>	9,000 lb. (40 kN)
<b>Length</b>	25-3/8" (645 mm)
<b>Weight</b>	7.1 lbs. (3.2 kg)

CAT. NO.	UPC NO.	DESCRIPTION
K4250	02064	Crimping Tool with D, and O die grooves
K425BG	02065	Crimping Tool with D, and BG die grooves
K425K58	08160	Crimping Tool with Kearney® O and 5/8 die grooves
K425KO	08161	Crimping Tool with Kearney® D and O die grooves



# DIELESS CRIMPING

## Gator® Battery-Powered Quad-Point Dieless Crimping Tools

AVAILABLE AS  
**BARE TOOL**

CLASSIFIED  
**UL**  
C US

**Intelli-CRIMP™**

**18V**  
Lithium-Ion

**LED**

**DIELESS**

**6.2-TON**



EK06ATL



EK06FTL

- Intelligent Crimping System Technology includes a pressure sensor that monitors the crimping force of each crimp and provides the operator a visual and audible alert if the force is below specifications.
- State of the art 18V lithium ion (Li-ion) battery provides 70% more cycles per charge and faster cycle times.
- Automatic Retraction Stop (ARS) which retracts the ram just enough to get ready for the next cycle saving time and energy.
- LED light provides the operator with the battery charge and tool maintenance status.
- Two-stage hydraulic system provides fast advance and power speeds, saving time.
- Forward handle position improves tool balance.
- One trigger controls all tool functions.
- Crimping head rotates 350°
- Tools automatically retract when the crimping cycle is complete
- Overmolded tacky grip areas make gripping the tool easier and more comfortable.
- LED work light illuminates dark work areas.
- Greenlee battery-powered crimping tools now use bio-degradable oil.
- Smart chargers control the charging current, charging voltage and battery temperature to maximize battery life.
- Utilizes four indentors to make the crimp.
- Flip-top style uses a pull pin to open head for easy removal from the connector.
- U.S. Patents #6,206,663 and #6,065,326
- Available with 120V, 12V or 230V battery charger or with 120V or 230V corded adapter in place of batteries and charger.

### SPECIFICATIONS    BATTERY POWERED

<b>Capacity*</b>	See crimping tool capacity chart on page 245
<b>Crimping Force</b>	12,400 lbs (55 kN)
<b>Length</b>	EK06ATL & EK06ATCL – 14" (355 mm) EK06FTL – 14-7/8" (378 mm)
<b>Weight</b>	EK06ATL & EK06ATCL – 12 lbs. (5.4 kg) EK06FTL – 11 lbs. (5 kg)
<b>Battery</b>	18V 3.0 Ah Li-ion
<b>Battery Charge Time</b>	1 hour

\*FT tools are UL and cUL classified with #4AWG – 750 kcmil (MCM) copper color-coded connectors and #6AWG – 750 kcmil (MCM) aluminum color-coded connectors of the following brands: Anderson, Blackburn, FCI Burndy, IlSCO, Panduit, Penn-Union, and Thomas & Betts.

AT tools are UL and cUL classified with #4 – 500 kcmil (MCM) copper color-coded connectors of the following brands: Anderson, Blackburn, FCI Burndy, ILSCO, Panduit, Penn-Union, & Thomas & Betts.

The products listed above are registered trademarks of Anderson®, Blackburn®, FCI Burndy®, ILSCO®, Panduit®, Penn-Union® and Thomas & Betts®.

CAT. NO.	UPC NO.	DESCRIPTION
EK06ATL11	52053	Quad-Point Battery-Powered Crimping Tool, Open Head Dieless, 120 V Charger
EK06ATL12	52054	Quad-Point Battery-Powered Crimping Tool, Open Head Dieless, 12 V Charger
EK06ATL22	52055	Quad-Point Battery-Powered Crimping Tool, Open Head Dieless, 230 V Charger
EK06ATL120	52056	Quad-Point Crimping Tool w/120V AC Adapter
EK06ATL230	52057	Quad-Point Crimping Tool w/230V AC Adapter
<b>B</b> EK06ATLB	01158	EK06AT Bare Dieless Crimper
EK06ATCL11	52058	Quad-Point Battery-Powered Crimping Tool, Open Rubber Covered Head Dieless, 120 V Charger
EK06ATCL12	52059	Quad-Point Battery-Powered Crimping Tool, Open Rubber Covered Head Dieless, 12 V Charger
EK06ATCL22	52060	Quad-Point Battery-Powered Crimping Tool, Open Rubber Covered Head Dieless, 230 V Charger
EK06ATCL120	52061	Quad-Point Crimping Tool w/120V AC Adapter
EK06ATCL230	52062	Quad-Point Crimping Tool w/230V AC Adapter
EK06FTL11	52063	Quad-Point Battery-Powered Crimping Tool, Flip-Top Head Dieless, 120 V Charger
EK06FTL12	52064	Quad-Point Battery-Powered Crimping Tool, Flip-Top Head Dieless, 12 V Charger
EK06FTL22	52065	Quad-Point Battery-Powered Crimping Tool, Flip-Top Head Dieless, 230 V Charger
EK06FTL120	52066	Quad-Point Crimping Tool w/120V AC Adapter
EK06FTL230	52067	Quad-Point Crimping Tool w/230V AC Adapter
<b>B</b> EK06FTLB	01159	EK06FT Bare Dieless Crimper
<b>R</b> 52176	52176	18V 3.0 Ah Li-ion
<b>R</b> 10118	10118	Carrying Case
<b>R</b> 12274	12274	Carrying Strap
<b>R</b> 52178	52178	120V Charger
<b>R</b> 52179	52179	230V Charger
<b>R</b> 52180	52180	12V Charger

## Manual Hydraulic Quad-Point Dieless Crimping Tools



HK06AT



HK06FT

\*FT tools are UL and cUL classified with #4AWG – 750 kcmil (MCM) copper color-coded connectors and #6AWG – 750 kcmil (MCM) aluminum color-coded connectors of the following brands: Anderson, Blackburn, FCI Burndy, IlSCO, Panduit, Penn-Union, and Thomas & Betts.

AT tools are UL and cUL classified with #4 – 500 kcmil (MCM) copper color-coded connectors of the following brands: Anderson, Blackburn, FCI Burndy, ILSCO, Panduit, Penn-Union, & Thomas & Betts.

The products listed above are registered trademarks of Anderson®, Blackburn®, FCI Burndy®, ILSCO®, Panduit®, Penn-Union® and Thomas & Betts®.

- Utilizes four indentors to make the crimp.
- Two-speed pump advances the ram quickly to start the crimp, reducing crimp completion time. The ram automatically retracts after the crimp is complete.
- Flip-top style uses a pull pin to open head for easy removal from the connector.
- Compact, featuring a 360° rotating head.
- Includes carrying case, test gauge and test slugs.
- U.S. Patents #6,206,663 and #6,065,326.

### SPECIFICATIONS

<b>Capacity*</b>	See crimping tool capacity chart on page 245.
<b>Length</b>	HK06AT – 20-3/4" (525 mm) HK06FT – 21-1/16" (535 mm)
<b>Weight</b>	9.0 lbs. (4.1 kg)

CAT. NO.	UPC NO.	DESCRIPTION
HK06AT	06065	Hydraulic Quad-Point Crimping Tool, Open Head Dieless
HK06FT	06196	Hydraulic Quad-Point Crimping Tool, Flip-Top Dieless

## Quad-Point Dieless Remote-Powered Crimping Heads



RK06FT



RK06AT

- Utilizes four indentors to make the crimp.
- Operates from 10,000 psi (700 bar) hydraulic pumping sources.
- Small and lightweight for difficult-to-reach locations.
- Equipped with 3/8 in. male screw-type couplers.
- Flip-top style uses a pull pin to open head for easy removal from the connector.
- Includes carrying case, test gauge and test slugs.
- See pages 100, 223, and 251 for hose and pump selection.

### SPECIFICATIONS

<b>Capacity*</b>	See crimping tool capacity chart on page 245.
<b>Crimping Force</b>	6.2 tons (55 kN)
<b>Length</b>	RK06AT – 10" (254 mm); RK06FT – 10-1/2" (267 mm)
<b>Weight</b>	6.2 lbs. (2.8 kg)

CAT. NO.	UPC NO.	DESCRIPTION
RK06AT	06066	Remote Powered Quad-Point Crimping Tool, Open Head Dieless
RK06FT	06197	Remote Powered Quad-Point Crimping Tool, Flip-Top Head Dieless

\*FT tools are UL and cUL classified with #4AWG – 750 kcmil (MCM) copper color-coded connectors and #6AWG – 750 kcmil (MCM) aluminum color-coded connectors of the following brands: Anderson, Blackburn, FCI Burndy, IlSCO, Panduit, Penn-Union, and Thomas & Betts.

AT tools are UL and cUL classified with #4 – 500 kcmil (MCM) copper color-coded connectors of the following brands: Anderson, Blackburn, FCI Burndy, ILSCO, Panduit, Penn-Union, & Thomas & Betts.

The products listed above are registered trademarks of Anderson®, Blackburn®, FCI Burndy®, ILSCO®, Panduit®, Penn-Union® and Thomas & Betts®.

## Gator® Dieless Crimping Tools

AVAILABLE AS  
**BARE TOOL**

CLASSIFIED  
**UL** US

**IntelliCRIMP™**

**ARS**

**18V**  
Lithium-Ion

**LED**

**DIELESS**

**12-TON**

### SPECIFICATIONS

**EK12IDL**

<b>Crimping Force:</b>	24,000 lbs. (106 kN)
<b>Length</b>	16 1/2" (420 mm)
<b>Height</b>	14 1/2" (368 mm)
<b>Weight</b>	15 lbs (6.8 kg)
<b>Battery</b>	18V 3.0 Ah Li-ion
<b>Battery Charge Time:</b>	1 hour
<b>Capacity*</b>	<ul style="list-style-type: none"> <li>• Copper Color Coded Lugs and Splices: 4 AWG to 1000 kcmil*</li> <li>• Aluminum Color Coded Lugs and Splices: 6 AWG to 1000 kcmil*</li> </ul>



EK12IDL

- Dieless indent style crimping head does not require interchangeable crimping dies.
- Intelligent Crimping System Technology includes a pressure sensor that monitors the crimping force of each crimp and provides the operator a visual and audible alert if the force is below specifications.
- State of the art 18V lithium ion (Li-ion) battery provides 70% more cycles per charge and faster cycle times.
- Automatic Retraction Stop (ARS) which retracts the ram just enough to get ready for the next cycle saving time and energy.
- LED light provides the operator with the battery charge and tool maintenance status.
- Two-stage hydraulic system provides fast advance and power speeds, saving time.
- Forward handle position improves tool balance.
- One trigger controls all tool functions.
- Crimping head rotates 350°
- Tools automatically retract when the crimping cycle is complete
- Overmolded tacky grip areas make gripping the tool easier and more comfortable.
- LED work light illuminates dark work areas.
- Greenlee battery-powered crimping tools now use bio-degradable oil.
- Smart chargers control the charging current, charging voltage and battery temperature to maximize battery life.
- Flip open crimping head will allow crimping of 4 AWG - 1000 kcmil copper or 6 AWG - 1000 kcmil aluminum with no dies to change.
- Available with 120V, 12V or 230V battery charger or with 120V or 230V corded adapter in place of batteries and charger

CAT. NO.	UPC NO.	DESCRIPTION
EK12IDL11	52048	Battery-Powered Dieless Crimping Tool, 115 V Battery Charger
EK12IDL12	52049	Battery-Powered Dieless Crimping Tool, 12 V Battery Charger
EK12IDL22	52050	Battery-Powered Dieless Crimping Tool, 230 V Battery Charger
EK12IDL120	52051	Crimping Tool w/120V AC Adapter
EK12IDL230	52052	Crimping Tool w/230V AC Adapter
<b>B</b> EK12IDLB	01128	EK12ID Bare Dieless Crimper
<b>A</b> 12274	12274	Carrying Strap
<b>R</b> 52178	52178	120V Charger
<b>R</b> 52179	52179	230V Charger
<b>R</b> 52180	52180	12V Charger
<b>R</b> 52176	52176	18V 3.0 Ah Li-ion Battery
<b>R</b> 10118	10118	EK12IDL Carrying Case

\*UL and cUL classified with Anderson®, Blackburn®, Burndy®, ILSCO®, Panduit®, Thomas & Betts®, Penn-Union® and Tyco® color-coded connectors. The products listed above are registered trademarks of Anderson®, Blackburn®, FCI Burndy®, ILSCO®, Panduit®, Penn-Union® and Thomas & Betts® and Tyco®.

## Hand Hydraulic Dieless Crimping Tool

CLASSIFIED  
**UL** US



- Dieless indent style crimping head does not require interchangeable crimping dies
- Crimping head rotates 350° to get into tight locations
- Two-speed pump provides rapid crimping cycle time.
- Lightweight and strong fiberglass handles
- Comes with a molded carrying case

### SPECIFICATIONS

<b>Overall Length</b>	26" (657mm)
<b>Crimping Head Width:</b>	4-3/8" (111 mm)
<b>Weight</b>	15 lb. (7 kg)
<b>Crimping Range:</b>	Aluminum - 6 AWG to 1000 kcmil Copper - 4 AWG to 1000 kcmil
<b>Copper Color Coded Lugs And Splices:</b>	4 AWG to 1000 kcmil*
<b>Aluminum Color Coded Lugs and Splices:</b>	6 AWG to 1000 kcmil*

\*UL and cUL Classified with Anderson, Burndy, Blackburn, IlSCO, Panduit, Penn-Union, Thomas & Betts, and Tyco connectors

CAT. NO.	UPC NO.	DESCRIPTION
HK12ID	10107	Hand Hydraulic Dieless Crimping Tool

## Indentor Crimping Tool



- Simple screw adjustment for connector size.
- Forged body and handle for durability.

### SPECIFICATIONS


<b>Capacity*</b>	Copper color-coded connectors: 8 AWG-250 kcmil (MCM) Aluminum color-coded connectors: 8 AWG-4/0 kcmil (MCM)
<b>Length</b>	22-3/8" (568 mm)
<b>Weight</b>	6.8 lbs. (3.1 kg)

CAT. NO.	UPC NO.	DESCRIPTION
1981	06894	Indentor Crimping Tool

\*UL and cUL classified for use with Anderson, Blackburn, FCI Burndy, ILSCO, Panduit, Penn-Union, and Thomas & Betts copper and aluminum color-coded lugs and splices. The products listed above are registered trademarks of Anderson®, Blackburn®, FCI Burndy®, ILSCO®, Panduit®, Penn-Union® and Thomas & Betts®.

## CRIMPING DIES

### Crimping Dies for 4-Ton EK410L Tools



#### 4-TON CRIMPING DIE KIT\*

CAT. NO.	UPC NO.	DESCRIPTION
KC4CU	02037	Complete Die Set for copper connectors. Includes dies for 8 AWG to 300 kcmil (MCM) copper connectors. (Dies can be stored in tool carrying case.)
KA4AL	12237	Complete die set for aluminum connectors. Includes dies for 8 AWG through 2/0 AWG. (Dies can be stored in tool carrying case.)

#### KC4 DIES FOR SERVICE ENTRANCE CONNECTORS

CAT. NO.	UPC NO.	DESCRIPTION
KD4-10	02021	Crimping Dies for 5/8" Service Entrance Connectors
KD4-840	02022	Crimping Dies for 840 Service Entrance Connectors
24163	24163	Blank Crimping Dies

#### DIES FOR CRIMPING COLOR-CODED COPPER & ALUMINUM LUGS & SPLICES

CABLE SIZE	ALUMINUM			COPPER		
	CAT. NO.	UPC NO.	COLOR	CAT. NO.	UPC NO.	COLOR
8 AWG	KA4-8	12222	BLUE	KC4-8	02075	RED
6 AWG	KA4-6	12223	GRAY	KC4-6	02076	BLUE
4 AWG	KA4-4	12225	GREEN	KC4-4	02077	GRAY
2 AWG	KA4-2	12226	PINK	KC4-2	02078	BROWN
1 AWG	KA4-1	12227	GOLD	KC4-1	02079	GREEN
1/0 AWG	KA4-1/0	12228	TAN	KC4-1/0	02080	PINK
2/0 AWG	KA4-2/0	12229	OLIVE	KC4-2/0	02081	BLACK
3/0 AWG	-	-	-	KC4-3/0	02082	ORANGE
4/0 AWG	-	-	-	KC4-4/0	02083	PURPLE
250 KCMIL (MCM)	-	-	-	KC4-250	02084	YELLOW
300 KCMIL (MCM)	-	-	-	KC4-300	10988	WHITE

\*Note: Connections are UL and cUL classified for copper and aluminum when used with Anderson, Blackburn, FCI Burndy, ILSCO, Panduit, Thomas & Betts and Penn-Union color-coded lugs and splices.

## Crimping Dies for 6-Ton Tools



All dies on this page for use with EK628L, ECCXL, and EK622L tools.

### 6-TON CRIMPING DIE KIT\*

CAT. NO.	UPC NO.	DESCRIPTION
K22S1GL	03078	Die Kit for 8 AWG to 600 kcmil Copper Connectors – Includes all copper die sets listed below and carrying case
KD06AL	01631	Die Kit for 8 AWG to 350 kcmil Aluminum Connectors – Includes all aluminum die sets listed below and carrying case

### DIES FOR CRIMPING COLOR-CODED COPPER & ALUMINUM LUGS & SPLICES\* (REQUIRE UA22 ADAPTER WHEN USED WITH ECCXL, HCCX, & RCCX TOOLS)

#### 22 SERIES CRIMPING DIES

CABLE SIZE	ALUMINUM			COPPER		
	CAT. NO.	UPC NO.	COLOR	CAT. NO.	UPC NO.	COLOR
8 AWG	KA22-8	06744	BLUE	KC22-8	03079	RED
6 AWG	KA22-6	06745	GRAY	KC22-6	03080	BLUE
4 AWG	KA22-4	06746	GREEN	KC22-4	03081	GRAY
2 AWG	KA22-2	06747	PINK	KC22-2	03082	BROWN
1 AWG	KA22-1	06749	GOLD	KC22-1	03083	GREEN
1/0 AWG	KA22-1/0	06750	TAN	KC22-1/0	03084	PINK
2/0 AWG	KA22-2/0	06751	OLIVE	KC22-2/0	03085	BLACK
3/0 AWG	KA22-3/0	06752	RUBY	KC22-3/0	03086	ORANGE
4/0 AWG	KA22-4/0	06753	WHITE	KC22-4/0	03087	PURPLE
250 KCMIL (MCM)	KA22-250	06754	RED	KC22-250	03088	YELLOW
300 KCMIL (MCM)	KA22-300	06755	BLUE	KC22-300	03089	WHITE
350 KCMIL (MCM)	KA22-350	06756	BROWN	KC22-350	03090	RED
400 KCMIL (MCM)	-	-	-	KC22-400	03091	BLUE
500 KCMIL (MCM)	-	-	-	KC22-500	03092	BROWN
600 KCMIL (MCM)	-	-	-	KC22-600	03094	GREEN



\*Note: Connections are UL and cUL classified for copper and aluminum, when used with Greenlee tools on Anderson®, Blackburn®, FCI Burndy®, ILSCO®, Panduit®, Thomas & Betts® and Penn-Union® color-coded lugs and splices.

### DIES FOR USE WITH SERVICE ENTRANCE CONNECTORS, C-TAPS, H-TAPS, OVERHEAD AND UNDERGROUND CONNECTORS (REQUIRE UAW ADAPTER WHEN USED WITH ECCXL TOOLS, REQUIRES CJD3, CJD3BG, OR CJD30 JAWS WHEN USED WITH EK628L TOOLS)

#### "W" STYLE DIES

CAT. NO.	UPC NO.	BURNDY NO.	CAT. NO.	UPC NO.	BURNDY NO.
KD6-10	10165	W-BG	KD6-18	10173	W-166
KD6-11	10166	W-0	KD6-19	10174	W-243
KD6-12	10167	W-C	KD6-20	10175	W-247
KD6-13	10168	W-K840	KD6-21	10176	W-249
KD6-14	10169	W-161	KD6-22	10177	W-164
KD6-15	10170	W-162	KD6-24	10179	W-237
KD6-16	10171	W-163	KD6-25	10180	W-239
KD6-17	10172	W-165	KD6-27	10182	W-28K



## Crimping Dies for 12-Ton Tools



All dies on this page for use with EK1230L, EK1240L, HK1230, HK1240, RK1240, HKL1232, and E12CCX tools, and RK1550 equipped with 48802 die adapter.

### 12-TON CRIMPING KITS

#### "U" STYLE DIE KITS

CAT. NO.	UPC NO.	DESCRIPTION
KD12CU	10260	Die Kit for 6 AWG to 750 kcmil Copper Connectors – Includes all copper die sets below except KC12-8
KD12AL	10261	Die Kit for 6 AWG to 750 kcmil Aluminum Connectors – Includes all aluminum die sets below except 35776.

## DIES FOR CRIMPING COLOR-CODED COPPER & ALUMINUM LUGS & SPLICES

### "U" STYLE DIES

CABLE SIZE	ALUMINUM			COPPER		
	CAT. NO.	UPC NO.	COLOR	CAT. NO.	UPC NO.	COLOR
8 AWG	KA12-8	22084	BLUE	KC12-8	10996	GRAY
6 AWG	KA12-6	22085	GRAY	KC12-6	10997	BLUE
4 AWG	KA12-4	22086	GREEN	KC12-4	10998	GRAY
2 AWG	KA12-2	22087	PINK	KC12-2	10999	BROWN
1 AWG	KA12-1	22088	GOLD	KC12-1	11003	GREEN
1/0 AWG	KA12-1/0	22089	TAN	KC12-1/0	11004	PINK
2/0 AWG	KA12-2/0	22090	OLIVE	KC12-2/0	11007	BLACK
3/0 AWG	KA12-3/0	22121	RUBY	KC12-3/0	11010	ORANGE
4/0 AWG	KA12-4/0	22122	WHITE	KC12-4/0	11011	PURPLE
250 KCMIL (MCM)	KA12-250	22123	RED	KC12-250	11012	YELLOW
300 KCMIL (MCM)	KA12-300	22124	BLUE	KC12-300	11013	WHITE
350 KCMIL (MCM)	KA12-350	22125	BROWN	KC12-350	11014	RED
400 KCMIL (MCM)	KA12-400	22126	GREEN	KC12-400	11015	BLUE
500 KCMIL (MCM)	KA12-500	22127	PINK	KC12-500	11016	BROWN
600 KCMIL (MCM)	KA12-600	22128	BLACK	KC12-600	11018	GREEN
750 KCMIL (MCM)	KA12-750	22129	YELLOW	KC12-750	11020	BLACK



KA12-500



KC12-250


\*Connections are UL and cUL classified for copper connectors when used with Greenlee tools on Anderson®, Blackburn®, FCI Burndy®, ILSCO®, Panduit®, Thomas & Betts® and Penn-Union® color-coded lugs and splices.

\*\*Connections are UL and cUL classified for aluminum connectors when used with Greenlee tools on Anderson®, Blackburn®, FCI Burndy®, ILSCO®, Panduit®, Thomas & Betts® and Penn-Union® color-coded lugs and splices.

## DIES FOR USE WITH SERVICE ENTRANCE CONNECTORS, C-TAPS, H-TAPS, OVERHEAD AND UNDERGROUND CONNECTORS

### ADDITIONAL "U" - STYLE DIES

CAT. NO.	UPC NO.	BURNDY NO.	CAT. NO.	UPC NO.	BURNDY NO.
KD12-10	10188	U-BG	KD12-30	10200	U-D3
KD12-11	10189	U-O	KD12-32	10202	U-F
KD12-12	10190	U-C	KD12-33	10203	U-997
KD12-14	10192	U-161	KD12-35	10205	U-238
KD12-15	10193	U-162	KD12-36	10206	U-654
KD12-17	10195	U-165	KD12-37	10207	U-655
KD12-18	10196	U-166	KD12-38	10208	U-658
KD12-19	10197	U-243	KD12-39	10209	U-659
KD12-20	10198	U-247	KD12-40	10210	U-998
KD12-21	10199	U-249	-	-	-



# ACCESSORIES

## Crimping Die Carrying Case



- Holds 15 KC22, KA22, KC12, KA12 or "U" style crimping die sets.

CAT. NO.	UPC NO.	DESCRIPTION
01082	01082	Crimping Die Carrying Case (dies not included)

## Crimping Tool Load Cell



- Test gauge measures the force output of Greenlee 1230 and 1240 crimping tools.
- Includes test gauge and blank die set.

CAT. NO.	UPC NO.	DESCRIPTION
35887	35887	Crimping Tool Load Cell – 12 Ton

## Crimping Tool Test Meter



- Electronically measures the force output of crimping tools.
- Data can be transferred to computer files to develop tool histories.
- To take measurements, one TC1KIT, one tool adapter and one sensor are required.
- TC1 is battery powered and can be used in remote locations.
- Includes TC1 measuring unit, battery charger and carrying case.

### ADAPTER AND SENSING UNIT CHART

CRIMPING TOOL	ADAPTER	SENSOR
EK410L	MA4	TF70
EK622L (All CCX Tools, EK628L)	MA22	TF70
All 1230 and 1240 Tools	MA120	TF130
HK121D, EK121DL	MA121D	TF130

CAT. NO.	UPC NO.	DESCRIPTION
TC1S KIT	01340	TC1 Unit
MA4	02086	Adapter for EK410L
MA22	06576	Adapter for EK622L, EK622L, CCX, EK628L
MA50	11798	Adapter for EK210L
MA120	06577	Adapter for 1230, 1240, E12CCX, E12CCXL
MA121D	24054	Adapter for EK121D, EK121DL
TF70	06574	Sensor for EK210L, EK410L, EK622L, CCX, EK628L
TF130	06575	Sensor for 1230, 1240, E12CCX, EK121D, E12CCXL, EK121DL

## AC Adapters for Battery-Powered Tools



- Operates all Greenlee 18V Li-ion battery-powered tools except the ES750, ES85, ES25 and ES1000.
- Easily converts Greenlee 18V Li-ion battery-powered tools to corded tools.
- Same physical size and shape as Greenlee 18V Li-ion batteries, providing unlimited run-time without additional weight or bulk.
- Long 16.5 foot cord allows mobility. Can also be used with an extension cord.
- Provides the same power as a battery for consistent operating performance.

### SPECIFICATIONS

	EAC120	EAC230
<b>Input</b>	120 V AC 60 Hz 150W	230 V AC 50 Hz 150W
<b>Output</b>	12 V DC 6.5A	12 V DC 6.5A -
<b>Weight</b>	1.6 lb (0.7 kg)	1.6 lb (0.7 kg)

CAT. NO.	UPC NO.	DESCRIPTION
EAC18120	52191	AC Adapter, 120 V to 18V
EAC18230	52192	AC Adapter, 230 V to 18V

## Battery Charger Adapter



- Attaches to 52178, 52179 and 52180 Li-ion battery chargers
- Allows chargers to charge Greenlee NiCd & NiMH 12 V and 9.6 V batteries

CAT. NO.	UPC NO.	DESCRIPTION
25766	25766	Battery Charger Adapter



**N** = NEW PRODUCT

**R** = REPLACEMENT PART

**A** = ACCESSORY

**B** = BARE TOOL



# REFERENCE

## Competitive Die Compatibility

All Dies Listed may be used with the appropriate Greenlee Tools

TOOL TYPE	GREENLEE	BURNDY	T & B	ILSCO	HUSKIE	PANDUIT	BLACKBURN	KEARNEY	PENN-UNION
<b>EK410L</b>	<b>KC4, KA4</b>	-	-	-	-	-	-	-	-
<b>EK628L</b>	<b>KC22, KA22</b>	<b>W, X<sup>8</sup></b>	<b>6 TON<sup>9</sup></b>	<b>ND<sup>3</sup></b>	<b>HT58<sup>3</sup></b>	<b>CD-2001<sup>6</sup></b>	<b>BY<sup>6</sup></b>	<b>O<sup>6</sup></b>	-
<b>EK622L</b>	KC22,KA22, KD6	W, X	-	ND	HT58	CD-2001	-	-	-
<b>CCX</b>	<b>KC22<sup>1</sup>, KA22<sup>1</sup>, KD6<sup>2</sup></b>	<b>W<sup>2</sup>, X<sup>2</sup></b>	<b>6-TON<sup>9</sup></b>	<b>ND<sup>2</sup></b>	<b>HT<sup>3</sup>, HT58<sup>2</sup></b>	<b>CD-2001<sup>2</sup></b>	<b>BY<sup>3</sup></b>	<b>O<sup>3</sup></b>	-
<b>1230</b>	KC12, "U" STYLE, KD12	U	15500 SERIES	ILD	HT41	CD-920	B, H	-	T
<b>1240, 12CCX</b>	KC12, "U" STYLE, KD12	U	15500 SERIES	ILD	HT41	CD-920	B, H	-	T
<b>1240K</b>	-	-	-	-	HTK	-	-	PH2	-
<b>1550</b>	-	<b>P<sup>4</sup>, U<sup>5</sup></b>	<b>15600 SERIES<sup>6</sup>, 15500 SERIES<sup>5</sup></b>	<b>ILD-P<sup>4</sup>, ILD<sup>5</sup></b>	<b>HT61<sup>4</sup>, HT41<sup>5</sup></b>	<b>CD-940<sup>4</sup>, CD-920<sup>5</sup></b>	<b>15600 SERIES<sup>6</sup>, B<sup>6</sup>, H<sup>6</sup></b>	<b>PH2<sup>7</sup></b>	-
<b>K425BG, K4250</b>	K06	W, X	-	ND	HT58	CD-2001	-	-	-

Notes: **BOLD** indicates that use of the proper die adapter is needed.

<sup>1</sup> Use UA22 die adapters

<sup>2</sup> UAW die adapters

<sup>3</sup> Use UAK die adapters

<sup>4</sup> Use 48820 die adapters

<sup>5</sup> Use 48802 die adapters

<sup>6</sup> Use 48788 die adapters

<sup>7</sup> Use 48824 die adapters

<sup>8</sup> Use CJD30 or CJD3BG Jaws

<sup>9</sup> Use CJK Jaws

## Crimping Die Cross Reference

Copper Color-Coded Lugs and Splices for 6-Ton Crimping Tools

ECCXL, EK62L, EK628L

CABLE SIZE	COLOR CODE	GREENLEE <sup>1</sup>	BURNDY <sup>2</sup>	T & B <sup>3</sup>	ILSCO <sup>2</sup>	HUSKIE <sup>2</sup>	PANDUIT <sup>2</sup>	BLACKBURN <sup>3</sup>
8 AWG	RED	KC22-8	W8CVT, W8CRT X8CRT	6TON21	-	-	CD-2001-8	BY15C
6 AWG	BLUE	KC22-6	W5CVT, W5CRT, X5CRT, X8CART	6TON24	-	-	CD-2001-6	BY17C
5 AWG	BLUE	NA	W5CVT, W5CRT, X5CRT	-	-	-	-	-
4 AWG	GRAY	KC22-4	W4CVT, W4CRT, X4CRT	6TON29	-	-	CD-2001-4	BY19C
3 AWG	WHITE	NA	W3CRT	-	-	-	-	-
2 AWG	BROWN	KC22-2	W2CVT, W2CRT, X2CRT	6TON33	-	-	CD-2001-2	BY21C
1 AWG	GREEN	KC22-1	W1CVT, X1CRT-1, W1CRT-1	6TON37	-	-	CD-2001-1	BY53C
1/0 AWG	PINK	KC22-1/0	W25VT, W25RT, X25RT	6TON42	-	-	CD-2001-1/0	BY23C
2/0 AWG	BLACK	KC22-2/0	W26VT, W26RT, X26RT	6TON45	-	-	CD-2001-2/0	BY28C
3/0 AWG	ORANGE	KC22-3/0	W27VT, W27RT, X27RT	6TON50	-	-	CD-2001-3/0	BY25C
4/0 AWG	PURPLE	KC22-4/0	W28VT, W28RT, X28RT	6TON54	-	-	CD-2001-4/0	BY31C
250 KCMIL (MCM)	YELLOW	KC22-250	W29VT, W29RT, X29RT	6TON62	-	-	CD-2001-250	BY27C
300 KCMIL (MCM)	WHITE	KC22-300	W30VT, W30RT	6TON66	-	-	CD-2001-300	BY35C
350 KCMIL (MCM)	RED	KC22-350	W31VT, W31RT	6TON71	-	-	CD-2001-350	BY37C
400 KCMIL (MCM)	BLUE	KC22-400	W32VT, W32RT	6TON76	-	-	CD-2001-400	-
500 KCMIL (MCM)	BROWN	KC22-500	W34VT, W34RT	6TON87	-	-	CD-2001-500	-
600 KCMIL (MCM)	GREEN	KC22-600	-	-	-	-	-	-

Notes for 6-ton dies: <sup>1</sup> Can be used with 22 Series, CCX and EK628L tools. Use UA22 die adapters with CCX. Use without adapters with 22 Series and EK628L.

<sup>2</sup> Can be used with 22 Series, CCX and EK628L tools. Use UAW die adapters with CCX. Use W die adapters with 22 Series. Use with CJD3 jaws with EK628L.

<sup>3</sup> Can be used with CCX and EK628L tools only. Cannot be used with 22 Series tools. Use UAK die adapters with CCX. Use with CJK jaws with EK628L.

## Crimping Die Cross Reference

### Copper Color-Coded Lugs and Splices for 12-Ton Crimping Tools

ALL 1230, 1240 & E12CCXL TOOLS\*

CABLE SIZE	COLOR CODE	GREENLEE	BURNDY	T & B	ILSCO	HUSKIE	PANDUIT	BLACKBURN	PENN-UNION
8 AWG	RED	KC12-8	U8CRT	15520	ILD-1	-	CD-920-8	B71CH	-
6 AWG	BLUE	KC12-6	U5CRT, U8CABT	15522	ILD-2	HT41AT	CD-920-6	B73CH	T-7/374
5 AWG	BLUE	NA	U5CRT	-	-	-	-	-	-
4 AWG	GRAY	KC12-4	U4CRT, U6CABT	15527	ILD-3	HT41AU	CD-920-4	B74CH	T-8/346
3 AWG	WHITE	NA	U3CRT	-	-	-	-	-	-
2 AWG	BROWN	KC12-2	U2CRT	15528	ILD-4	HT41AW	CD-920-2	B75CH	T-9
1 AWG	GREEN	KC12-1	U1CRT, 4UCABT	15513	ILD-4	HT41AX	CD-920-1	B05CH	T-10
1/0 AWG	PINK	KC12-1/0	U25RT, U2CABT	15508	ILD-5	HT41AY	CD-920-1/0	B06CHI	T-11/375
2/0 AWG	BLACK	KC12-2/0	U26RT	15526	ILD-6	HT41AZ	CD-920-2/0	B72CH	T-12/348
3/0 AWG	ORANGE	KC12-3/0	U27RT	15530	ILD-9	HT41BA	CD-920-3/0	B08CH	T-13
4/0 AWG	PURPLE	KC12-4/0	U28RT	15511	ILD-10	HT41BC	CD-920-4/0	B09CH	T-14
250 KCMIL (MCM)	YELLOW	KC12-250	U29RT	15510	ILD-11	HT41BE	CD-920-250	B26CH	T-15
300 KCMIL (MCM)	WHITE	KC12-300	U30RT, U28ART	15534	ILD-12	HT41BF	CD-920-300	B10CH	T-16
350 KCMIL (MCM)	RED	KC12-350	U31RT, U29ART	15512	ILD-13	HT41BJ	CD-920-350	B11CH	T-17
400 KCMIL (MCM)	BLUE	KC12-400	U32RT, U30ART	15512	ILD-14	HT41BK	CD-920-400	B11CH	T-18/324
500 KCMIL (MCM)	BROWN	KC12-500	U34RT, U31ART	15506	ILD-15	HT41BL	CD-920-500	B12CH	T-19/470
600 KCMIL (MCM)	GREEN	KC12-600	U36RT, U32ART	-	ILD-16	HT41BM	CD-920-600	B36CH	T-20/299
700 KCMIL (MCM)	PINK	NA	U38RT	15505	ILD-16	-	-	-	T-20/299
750 KCMIL (MCM)	BLACK	KC12-750	U39RT	15515	ILD-17	HT41BP	CD-920-750	B29CH	T-22/472

Notes for all 12-ton dies: \* All 12-ton dies shown can be used with all 1230, 1240 & E12CCXL Greenlee tools up to the capacity limits of the tool

## Crimping Die Cross Reference

### Aluminum Color-Coded Lugs and Splices for 6-Ton Crimping Tools

#### ECCXL, EK622L & EK628L

CABLE SIZE	COLOR CODE	GREENLEE <sup>1</sup>	BURNDY <sup>2</sup>	T & B <sup>3</sup>	ILSCO <sup>2</sup>	HUSKIE <sup>2</sup>	PANDUIT <sup>2</sup>	BLACKBURN <sup>3</sup>
8 AWG	BLUE	KA22-8	X8CART	6TON24	-	-	CD-2001-8	BY17C
6 AWG	GRAY	KA22-6	X6CART	6TON29	-	-	CD-2001-6	BY19C
4 AWG	GREEN	KA22-4	X4CART	6TON37	-	-	CD-2001-4	BY53C
2 AWG	PINK	KA22-2	X2CART	6TON42	-	-	CD-2001-2	BY23C
1 AWG	GOLD	KA22-1	X1CART	6TON45	-	-	CD-2001-1	BY24C
1/0 AWG	TAN	KA22-1/0	X25ART	6TON50	-	-	CD-2001-1/0	BY25C
2/0 AWG	OLIVE	KA22-2/0	X26ART	6TON54	-	-	CD-2001-2/0	BY31C
3/0 AWG	RUBY	KA22-3/0	X27ART	6TON60	-	-	CD-2001-3/0	BY32C
4/0 AWG	WHITE	KA22-4/0	X28ART	6TON66	-	-	CD-2001-4/0	BY35C
250 KCMIL (MCM)	RED	KA22-250	-	6TON71	-	-	CD-2001-250	BY37C
300 KCMIL (MCM)	BLUE	KA22-300	-	6TON76	-	-	CD-2001-300	BY35C
350 KCMIL (MCM)	BROWN	KA22-350	-	6TON87	-	-	CD-2001-350	BY37C

Notes for 6-ton dies:

<sup>1</sup> Can be used with 22 Series, CCX and EK628L tools. Use UA22 die adapters with CCX. Use without adapters with 22 Series and EK628L.

<sup>2</sup> Can be used with 22 Series, CCX and EK628L tools. Use UAW die adapters with CCX. Use with W die adapters with 22 Series. Use CJ03 jaws with EK628L.

<sup>3</sup> Can be used with CCX and EK628L tools. Cannot be used with 22 Series tools. Use UAK die adapters with CCX. Use CJK jaws with EK628L.

## Crimping Die Cross Reference

### Aluminum Color-Coded Lugs and Splices for 12-Ton Crimping Tools

#### ALL 1230, 1240 & E12CCXL TOOLS\*

CABLE SIZE	COLOR CODE	GREENLEE	BURNDY	T & B	ILSCO	HUSKIE	PANDUIT	BLACKBURN	PENN-UNION
8 AWG	BLUE	KA12-8	U8CABT	15522	ILD-2	HT41GL	CD-920-8	B73CH	T-7/374
6 AWG	GRAY	KA12-6	U6CABT	15527	ILD-3	HT41GE	CD-920-6	B74CH	T-8/346
4 AWG	GREEN	KA12-4	U4CABTQ	15513	ILD-4	HT41GM	CD-920-4	B05CH	T-11/375
2 AWG	PINK	KA12-2	U2CABT	15508	ILD-7	HT41GF	CD-920-2	B06CHI	T-12/348
1 AWG	GOLD	KA12-2	U1CART	15526	ILD-7	-	CD-920-1	B06CHI	T-471
1/0 AWG	TAN	KA12-1/0	U25ART	15530	ILD-8	HT41EX	CD-920-1/0	B06CH	T-296
2/0 AWG	OLIVE	KA12-2/0	U26ART	15511	ILD-10	HT41EY	CD-920-2/0	B09CH	T-297
3/0 AWG	RUBY	KA12-3/0	U27ART	15532	ILD-10	HT41GW	CD-920-3/0	B26CH	T-467
4/0 AWG	WHITE	KA12-4/0	U28ART	15534	ILD-12	HT41EZ	CD-920-4/0	B10CHI	T-298
250 KCMIL (MCM)	RED	KA12-250	U29ART	15514	ILD-13	HT41FW	CD-920-250	B11CH	T-18/324
300 KCMIL (MCM)	BLUE	KA12-300	U30ART	15512	ILD-14	HT41GZ	CD-920-300	B11CH	T-19/470
350 KCMIL (MCM)	BROWN	KA12-350	U31ART	15506	ILD-14	HT41FA	CD-920-350	B12CHI	T-20/299
400 KCMIL (MCM)	GREEN	KA12-400	U32ART	15536	ILD-16	HT41HH	CD-920-400	B36CH	T-22/472
500 KCMIL (MCM)	PINK	KA12-500	U34ART	15505	ILD-16A	HT41FB	CD-920-500A	B76CH	T-300
600 KCMIL (MCM)	BLACK	KA12-600	U36ART	15515	ILD-17	HT41HG	CD-920-600	-	T-24/473
700 KCMIL (MCM)	YELLOW	NA	U38ART	-	ILD-17	HT41IJ	-	-	-
750 KCMIL (MCM)	YELLOW	KC12-750	U39ART	15504	ILD-18	HT41IJ	CD-920-750	-	-

Notes for all 12-ton dies: \*All 12-ton dies shown can be used with all 1230, 1240 and E12CCXL Greenlee tools up to the capacity limits of the tool

## Crimping Die Cross Reference

### Copper C-Taps for Copper Cables

ECCXL, EK622L & EK628L

CABLE SIZE	TAP	GREENLEE <sup>1</sup>	BURNDY <sup>2</sup>	T & B <sup>3</sup>	ILSCO <sup>2</sup>	HUSKIE <sup>2</sup>	PANDUIT <sup>2</sup>	BLACKBURN <sup>3</sup>
10 AWG	10 AWG		W238			HT58DG	-	-
8 AWG	8 AWG	KD6-15	W162	-	-	HT58BZ	-	BY21
4-6 AWG	8 AWG	KD6-10	WBG	-	ND-BG	HT58G	CD-2001-BG	BY31
4-6 AWG	6 AWG	KD6-10	WBG	-	ND-BG	HT58G	CD-2001-BG	BY31
4-6 AWG	4 AWG	KD6-10	WBG	-	ND-BG	HT58G	CD-2001-BG	BY31
2-3 AWG	4-8 AWG	KD6-12	WC	-	ND-C	HT58J	CD-2001-C	BY33
2-3 AWG	2-3 AWG	KD6-12	WC	-	ND-C	HT58J	CD-2001-C	BY33
1/0-2/0 AWG	8-2 AWG	KD6-11	WO	-	-	HT58AK	-	OJB
1/0-2/0 AWG	1/0-2/0 AWG	KD6-11	WO	-	-	HT58AK	-	OJB
3/0-4/0 AWG	6-2 AWG	D <sub>3</sub> <sup>4</sup>	-	-	-	-	-	DBL
3/0-4/0 AWG	1/0-2/0 AWG	D <sub>3</sub> <sup>4</sup>	-	-	-	-	-	-
3/0-4/0 AWG	3/0-4/0 AWG	D <sub>3</sub> <sup>4</sup>	-	-	-	-	-	-

Notes for 6-ton dies:

<sup>1</sup> Can be used with 22 Series, CCX and EK628L tools. Use UAW die adapters with CCX. Use D3 adapters with 22 Series. Use CJD3 jaws with EK628L.

<sup>2</sup> Can be used with 22 Series, CCX and EK628L tools. Use UAW die adapters with CCX. Use D3 die adapters with 22 Series. Use CJD3 jaws with EK628L.

<sup>3</sup> Can be used with CCX and EK628L tools. Cannot be used with 22 Series tools. Use UAK die adapters with CCX. Use CJK jaws with EK628L.

<sup>4</sup> Die adapters included with EK622L have D3 profile. UAW adapters for CCX tools have D3 profile. CJD3 jaws for EK628L have D3 profile.

## Crimping Die Cross Reference

### Copper C-Taps for Copper Cables

ALL 1230, 1240 & E12CCXL TOOLS\*

CABLE SIZE	TAP	GREENLEE	BURNDY	T & B	ILSCO	HUSKIE	PANDUIT	BLACKBURN	PENN-UNION
10 AWG	10 AWG	KD12-35	U238			HT41DG	-	-	-
8 AWG	8 AWG	KD12-15	U162	-	-	HT41BZ	-	B71AH	-
4-6 AWG	8 AWG	KD12-10	UBG	-		HT41G	CD-920-BG	B58CS	T-BG
4-6 AWG	6 AWG	KD12-10	UBG	-		HT41G	CD-920-BG	B58CS	T-BG
4-6 AWG	4 AWG	KD12-10	UBG	-		HT41G	CD-920-BG	B58CS	T-BG
2-3 AWG	4-8 AWG	KD12-12	UC	-	ILD-C	HT41J	CD-920-C	HKBO	-
2-3 AWG	2-3 AWG	KD12-12	UC	-	ILD-C	HT41J	CD-920-C	HKBO	-
1/0-2/0 AWG	8-2 AWG	KD12-11	UO	-	ILD-O	HT41AK	-	HO	T-O
1/0-2/0 AWG	1/0-2/0 AWG	KD12-11	UO	-	ILD-O	HT41AK	-	HO	T-O
3/0-4/0 AWG	6-2 AWG	KD12-30	UD3	-	ILD-D3	HT41X	CD-920-D3	HD	T-D3
3/0-4/0 AWG	1/0-2/0 AWG	KD12-30	UD3	-	ILD-D3	HT41X	CD-920-D3	HD	T-D3
3/0-4/0 AWG	3/0-4/0 AWG	KD12-30	UD3	-	ILD-D3	HT41X	CD-920-D3	HD	T-D3

Notes for all 12-ton dies: \* All 12-ton dies shown can be used with all 1230, 1240 and E12CCXL. Greenlee tools up to the capacity limits of the tool.

# CABLE BENDING TOOLS

## Ratchet Cable Bender








- Simplifies and speeds cable installation.
- 10" (254 mm) ratchet extension is furnished to simplify bending in deep enclosures.
- Includes ratchet wrench, L-wrench, ratchet extension, bending shoe assembly and storage box.

### SPECIFICATIONS

**Capacity** Up through 500 kcmil (MCM) (240 mm<sup>2</sup>), 600 volt, copper or aluminum cable

**Weight** 8.2 lbs. (3.7 kg)

CAT. NO.	UPC NO.	DESCRIPTION
796	22590	Ratchet Cable Bender
 22578	22578	Ratchet Wrench with Grip
 22579	22579	L-Wrench with Grip
 22682	22682	10" (254 mm) Ratchet Extension
 22934	22934	Bending Shoe
 30236	30236	Storage Box

## Hydraulic Cable Bender

800F1725



- One-shot bends up to 90°; automatically unloads cable.
- Compact design bends in tight places.
- Unit with foot pump keeps both hands free to hold cable.

### SPECIFICATIONS

<b>Capacity</b>	350 - 1000 kcmil (MCM) (185-500 mm <sup>2</sup> ), 600 volt 350 - 750 kcmil (MCM) compact cable
<b>Weight</b>	800 – 7 lbs. (3.2 kg), 802 – 26 lbs. (11.8 kg) 800F1725 – 36 lbs. (16.4 kg)

CAT. NO.	UPC NO.	DESCRIPTION
800	23892	Hydraulic Cable Bender only
802	24395	Hydraulic Cable Bender with High Pressure Hose Unit and Storage Box
800F1725	23893	Hydraulic Cable Bender with 1725 Foot Pump, High Pressure Hose Unit and Storage Box
<b>R</b> 37729	37729	High Pressure Hydraulic Hose 1/4" x 10' (6.4 mm x 3 m)
<b>R</b> 1725	31353	Hydraulic Foot Pump
<b>R</b> 23955	23955	Metal Storage Box

## WIRE AND CABLE STRIPPING TOOLS

### MC Cable Cutter



0952-01

- Use With AC and MC Cable up to 1".
- Adjustable up to 1" outside diameter.
- Cuts in seconds with a few quick turns of the crank and an easy twist of the armor.
- Convenient under-handle blade storage holds spare blades.
- Quick load clamp system makes repeat cuts fast and easy.
- Use with replacement blades Greenlee Cat #1941-1 or #1941-5.

### SPECIFICATIONS

<b>Dimensions</b>	10.63" x 6.13" x 2.5" (270x156x64mm)
<b>Weight</b>	0.72 lbs (0.33kg)

CAT. NO.	UPC NO.	DESCRIPTION
0952-01	02072	Cutter, Cable MC

## Cable Stripping Tool



### SPECIFICATIONS

**Capacity** THHN Cable Size Range: 8AWG to 1250 kcmil (10-625 mm<sup>2</sup>)  
 Overall Cable Diameter: 0.18" to 1.57" (4.5-40.0 mm)  
 Cable Diameter Using Small Cable Guide Hook: 0.18" to 0.98"  
 (4.5-25.0 mm)  
 Cable Diameter Using Large Cable Guide Hook: 0.79" to 1.57"  
 (20.0-40.0 mm)

**Weight** .25 lbs (0.1 g)

- Triple action stripping – rotary, linear, and spiral – “Window” stripping is accomplished by combining 2 rotary cuts with a spiral cut in between them.
- Eliminates Cable Scoring. Blade height is adjustable to precisely match insulation thickness
- Interchangeable cable guides for small and large cable diameters
- Hook on the cable guide is used to start jacket removal without the need to use a screwdriver or pliers
- Replacement blade storage pocket in the base of the tool
- Long life, high-carbon steel blade
- Ergonomic handle shape
- Suitable for most jacket materials

CAT. NO.	UPC NO.	DESCRIPTION
1903	12679	Cable Stripping Tool
13544	13544	Replacement Blade (2 per package)
13545	13545	Replacement Small Hook
13546	13546	Replacement Large Hook

## Adjustable Cable Stripper



- For mid-span and end termination. Strips TW, THW, THWN, THHN and similar single-layer insulation.
- Fast-close jaws. Quick size and insulation adjustments.
- Snap action for same cutting depth time after time.

### SPECIFICATIONS

**Capacity** 1/0 - 1000 kcmil (MCM) (50 - 500 mm<sup>2</sup> diameter);  
 insulation rated 600 VAC Nominal

**Weight** .9 lb. (408 g)

CAT. NO.	UPC NO.	DESCRIPTION
1905	21533	Adjustable Cable Stripper
21978	21978	Blade

## Kwik Stripper® Heavy-Duty Wire Stripper



- 18-6 AWG (1.0-4.1 mm dia.) stripping capacity.
- Front entry jaws for easy access to boxes, panels and tight spaces.
- Quick and easy adjustments.
- Tough metal alloy construction.

CAT. NO.	UPC NO.	DESCRIPTION
45019	45019	Kwik Stripper Heavy-Duty Wire Stripper
45020	45020	Heavy-Duty Jaws

## Kwik Stripper® Wire Stripper



- 34-10 AWG (.08-6mm<sup>2</sup>) stripping capacity.
- 12 AWG (4 mm<sup>2</sup>) solid, 10 AWG (6 mm<sup>2</sup>) stranded cutting capacity.
- Strips and cuts flat and round cable.
- Self-adjusts to different wire gauges.
- Contoured and cushioned handles.
- Front entry jaws have an adjustable strip length guide.
- Lightweight reinforced nylon is chemical and corrosion resistant.

CAT. NO.	UPC NO.	DESCRIPTION
45000	45000	Kwik Stripper Wire Stripper
<b>R</b> 20243	20243	Blade Cassette

## Automatic Wire Stripper



- Production grade wire stripper strips insulation from most smaller gauge wire.
- Strips up to 7/8" (22.2 mm) length.
- Strips PVC and THHN insulation.
- For use with solid and stranded wire.

### SPECIFICATIONS

<b>Capacity</b>	20 - 10 AWG (.5 mm <sup>2</sup> - 6 mm <sup>2</sup> ) with PVC or THHN insulation
<b>Weight</b>	.7 lb. (300 g)

CAT. NO.	UPC NO.	DESCRIPTION
1935	37600	Automatic Wire Stripper

# WIRE CRIMPING TOOLS

## Gator® Terminal Crimping Tool

AVAILABLE AS  
**BARE TOOL**

**IntelliCRIMP**

**18V**  
Lithium-Ion

**1.5-TON**

**LED**



- Intelligent Crimping System Technology includes a pressure sensor that monitors the crimping force of each crimp and provides the operator a visual and audible alert if the force is below specifications.
- State of the art 18V lithium ion (Li-ion) battery provides 70% more cycles per charge and faster cycle times.
- LED light provides the operator with the battery charge and tool maintenance status.
- In line tool style is light weight and very easy to control
- One trigger controls all tool functions.
- Crimping head rotates 350°
- Tools automatically retract when the crimping or cutting cycle is complete
- Overmolded tacky grip areas make gripping the tool easier and more comfortable.
- LED work light illuminates dark work areas.
- Greenlee battery-powered crimping tools now use bio-degradable oil.
- Smart chargers control the charging current, charging voltage and battery temperature to maximize battery life
- Uses all Kwik Cycle 9 crimping dies.
- Available with 120V, 12V or 230V battery charger or with 120V or 230V corded adapter in place of batteries and charger

### SPECIFICATIONS

<b>Capacity</b>	Uses Kwik Cycle 9 Die Sets
<b>Length</b>	12-3/4" (324 mm)
<b>Weight</b>	3-1/2 lb. (1.6 kg)
<b>Battery</b>	18V 1.5 Ah Li-ion
<b>Crimping Force</b>	2,900 lb. (13kN)
<b>Width</b>	2-7/8" (73 mm)
<b>Crimp Cycle Time</b>	~2 seconds
<b>Battery Charge Time</b>	30 minutes
<b>Est. Cycles per Charge</b>	400

CAT. NO.	UPC NO.	DESCRIPTION
EK210L11	52079	1.5-Ton Battery-Powered Crimping Tool w/120 volt charger
EK210L12	52080	1.5-Ton Battery-Powered Crimping Tool w/12 volt charger
EK210L22	52081	1.5-Ton Battery-Powered Crimping Tool w/230 volt charger
EK210L120	52082	1.5-Ton Crimping Tool w/120V AC Adapter
EK210L230	52083	1.5-Ton Crimping Tool w/230V AC Adapter
<b>B</b> EK210LB	01129	EK210 Bare Crimper, 1.5T
<b>R</b> 52177	52177	18V 1.5 Ah Li-ion
<b>R</b> 25752	25752	Carrying Case
<b>R</b> 52178	52178	120V Charger
<b>R</b> 52179	52179	230V Charger
<b>R</b> 52180	52180	12V Charger

## Kwik Cycle® 9



- Frames are manufactured from heat-treated, hardened tool steel for superior life and function.
- Tools feature a precision, full-cycle ratchet for accurate, repeatable crimps every cycle.
- Crimping dies are manufactured from hardened, heat-treated tool steel for superior life.
- Tension adjustment preset at the factory for optimum performance.
- Higher leverage force and ergonomically designed handle for improved comfort.
- Ideal for field installation of connectors as well as shop use.
- Die sets are easily interchangeable using a screwdriver.
- Uses all Kwik Cycle 9 crimping dies (see below).


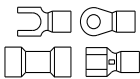

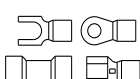

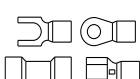

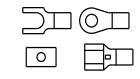

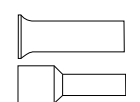

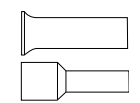
### SPECIFICATIONS

<b>Capacity</b>	Uses Kwik Cycle 9 Die Sets
<b>Weight</b>	1.1 lb. (500 g)

CAT. NO.	UPC NO.	DESCRIPTION
45504	45504	Kwik Cycle 9" Crimp Frame

## Kwik Cycle® 9

### INTERCHANGEABLE DIE SETS FOR INSULATED AND NON-INSULATED TERMINALS

Cat./UPC No.	CONNECTION	DESCRIPTION
 - KWIK CYCLE 9 TOOL W/ DIE 45500 - DIE ONLY 45509		22-10 AWG Color coded nests for easy identification Standard insulated terminals, ring tongue, spade lug, slide on and butt splices
 - KWIK CYCLE 9 TOOL W/ DIE 45501 - DIE ONLY 45570		22-10 AWG Color coded nests for easy identification For fully insulated slide on style connectors AMP Ultrafast™ style
 - DIE ONLY 45565		26-16 AWG For mini insulated terminals with smaller wire barrels Ring tongue, spade, slide on and butt splices
 - KWIK CYCLE 9 TOOL W/ DIE 45505 - DIE ONLY 45507		22-10 AWG For non-insulated terminals and splices
 - DIE ONLY 03283		26-10 AWG For non-insulated and insulated wire ferrules
 - DIE ONLY 03284		8-4 AWG For non-insulated and insulated wire ferrules

Note: Other dies see page 259.



## Premium Terminal Crimping Tool



- Storage for two sets of crimping dies in the handles
- No tools needed to change dies
- Precision mechanism for smooth crimping cycles
- Hardened mechanism components for long term durability
- Cushioned handles for comfort
- Full cycle mechanism assures complete crimps, but tool can be opened in mid-cycle if necessary
- Equipped with 3 crimping die sets for 22-10 AWG insulated terminals (red, yellow, blue), 22-10 AWG uninsulated terminals, and 26-8 AWG wire ferrules

### SPECIFICATIONS

<b>Length</b>	9" (23 cm)
<b>Weight</b>	1.35 lbs. (.6 kg)
<b>Crimping Dies</b>	22-10 AWG Insulated Terminals
<b>Included</b>	22-10 AWG Uninsulated Terminals 26-8 AWG Wire Ferrules

CAT. NO.	UPC NO.	DESCRIPTION
K210	10872	Crimping Tool with 10873, 10874 and 10875 die sets
<b>R</b> 10873	10873	Die Set, 22-10 AWG Insulated Terminals
<b>R</b> 10874	10874	Die Set, 22-10 AWG Uninsulated Terminals
<b>R</b> 10875	10875	Die Set, 26-8 AWG Wire Ferrules
<b>A</b> 10876	10876	Die Set, RG 58/59/62/71
<b>A</b> 10877	10877	Die Set, 20-10 AWG Open Barrel Connectors

## Terminal Crimping Tool



- Two die positions permit the KP1022 to crimp both insulated and uninsulated terminals and splices.
- Forged steel and hardened design provides long life.
- Smooth pivot action allows tool to easily be used with one hand.
- Double-cushioned handle grips on the KP1022 are easy on the hands.
- Standard handle grips on the KP1022D make it easy to slip in/out of tool pouches.
- Precision machined and hardened cutter blades make wire cutting easy.

### SPECIFICATIONS

<b>Overall Length</b>	9-1/2" (241 mm)
<b>Weight</b>	1.05 lbs. (.48 kg)
<b>Capacity</b>	Insulated Terminals & Splices - 10 - 22 AWG Uninsulated Terminals & Splices - 10 - 22 AWG

CAT. NO.	UPC NO.	DESCRIPTION
KP1022	02155	Terminal Crimping Tool with molded grip
KP1022D	10633	Terminal Crimping Tool with dipped grip

## Kwik Cycle® Crimping Tool



- For non-insulated terminals.
- Includes ratchet mechanism which releases only after full crimp cycle is completed.

### SPECIFICATIONS

<b>Capacity</b>	22 AWG - 6 AWG
<b>Length</b>	12.8" (325 mm)
<b>Weight</b>	.3 lbs. (136 g)

CAT. NO.	UPC NO.	DESCRIPTION
K2-1BGL	02632	Kwik Cycle Crimping Tool

## Electrical Terminal Crimper



- Heavy-duty crimper for D-sub 26-28 AWG pins and sockets; 22-26 AWG butt-insulated connectors; 22-26 AWG telephone piercing spade lugs; and 14-18, 20-22 AWG open barrel connectors.
- Built-in wire cutter
- Dual-durometer grips for improved comfort and control.

### SPECIFICATIONS

**Weight** 8 oz. (227g)

CAT. NO.	DESCRIPTION
PA1176	Electrical Terminal Crimper

# WIRE FERRULE CRIMPING TOOLS

## PZ 6 ROTO Wire Ferrule Crimper



Professional-quality rotary crimping tool for insulated and non-insulated wire ferrules with a wire range of 24-10 AWG (0.25-6.0 mm<sup>2</sup>).

- Rotating die for front or side ferrule insertion
- Crimps conform to EN 60947-1 & DIN 46228 Pt. 1 and 4
- Hardened steel die system for long life
- Single tool for entire wire range (no additional dies are required)
- Durable steel construction for long life
- Ergonomic handles for low-effort operation

### SPECIFICATIONS

**Weight** 13 oz. (368 g)

CAT. NO.	DESCRIPTION
PA901435	PZ 6 ROTO Wire Ferrule Crimper

## Wire Ferrule Crimping Tool 26 - 13 AWG



- Makes trapezoidal crimps.
- Includes cutter and replaceable stripper blade set.

### SPECIFICATIONS

**Range** 26 - 13 AWG (.14 - 2.5 mm<sup>2</sup>)  
**Length** 6.9" (175 mm)  
**Weight** .4 lbs. (0.2 kg)

CAT. NO.	UPC NO.	DESCRIPTION
K1GL	02633	Wire Ferrule Crimper

## Wire Ferrule Crimping Tool 26 - 10 AWG



- Makes trapezoidal crimps with full-cycle ratchet mechanism to assure complete crimps.
- Crimps single and twin cable wire ferrules.
- Adjusts automatically to correct crimp size.

### SPECIFICATIONS

<b>Range</b>	Single cable wire ferrules: 26 - 10 AWG (.14 - 6 mm <sup>2</sup> ) Twin wire ferrules: 2 x 20 - 2 x 13 AWG (2 x .5 - 2 x 2.5 mm <sup>2</sup> )
<b>Length</b>	8.4" (213 mm)
<b>Weight</b>	1.1 lbs. (.4 kg)

CAT. NO.	UPC NO.	DESCRIPTION
K32GL	02637	Wire Ferrule Crimper

## Wire Ferrule Crimping Tool 10 - 6 AWG



- Makes trapezoidal crimps with full-cycle ratchet mechanism to assure complete crimps.
- Crimps single and twin cable wire ferrules.
- Adjusts automatically to correct crimp size.

### SPECIFICATIONS

<b>Range</b>	Single cable wire ferrules: 10 - 6 AWG (6 - 16 mm <sup>2</sup> ) Twin wire ferrules: 2 x 11 - 2 x 10 AWG (2 x 4 - 2 x 6 mm <sup>2</sup> )
<b>Length</b>	8.9" (225 mm)
<b>Weight</b>	1.1 lbs. (0.4 kg)

CAT. NO.	UPC NO.	DESCRIPTION
K34GL	02638	Wire Ferrule Crimper

## Wire Ferrule Crimping Tool 25 - 10 AWG



- Makes square-shaped crimps.
- Full-cycle ratchet mechanism assures complete crimps.
- Adjusts automatically to correct crimp size.

### SPECIFICATIONS

<b>Range</b>	25 - 10 AWG (0.14 - 6 mm <sup>2</sup> )
<b>Length</b>	6.9" (175 mm)
<b>Weight</b>	1.1 lbs. (0.4 kg)

CAT. NO.	UPC NO.	DESCRIPTION
K30GL	02636	Wire Ferrule Crimper

## Wire Ferrule Crimping Tool 7 - 1/0 AWG



- Makes trapezoidal crimps with full-cycle ratchet mechanism to assure complete crimps.
- Crimps single and twin cable wire ferrules.

### SPECIFICATIONS

<b>Range</b>	Single cable wire ferrules: 7 - 1/0 AWG (10 - 50 mm <sup>2</sup> ) Twin wire ferrules: 2 x 11 - 2 x 5 AWG (2 x 4 - 2 x 16 mm <sup>2</sup> )
<b>Length</b>	13.2" (335 mm)
<b>Weight</b>	1.8 lbs. (0.8 kg)

CAT. NO.	UPC NO.	DESCRIPTION
K28GL	02634	Wire Ferrule Crimper

## Wire Ferrule Crimping Tool 1/0 - 3/0 AWG



- Makes trapezoidal crimps with full-cycle ratchet mechanism to assure complete crimps.

### SPECIFICATIONS

<b>Range</b>	1/0 - 3/0 AWG (50 - 90 mm <sup>2</sup> )
<b>Length</b>	13.2" (335 mm)
<b>Weight</b>	1.8 lbs. (0.8 kg)

CAT. NO.	UPC NO.	DESCRIPTION
K29GL	02635	Wire Ferrule Crimper



# COMMUNICATIONS

GREENLEE COMMUNICATIONS OFFERS INDUSTRY-LEADING TOOLS FOR DATACOM, TELECOM, AND FIBER OPTIC APPLICATIONS. CHOOSE FROM A LARGE LINEUP OF PREMIUM INSTALLATION TOOLS, TONE GENERATORS, FIBER OPTIC EQUIPMENT, AND MORE – ALL FIELD TESTED TO PERFORM.

## Contents

Hand Tools	276
HDMI Tools	306
Wire & Cable Identification	308
Structured Wiring Testers	320
Cable Service Testing	325
CATV Test Sets	333
Buried Facility Location & Marking	336
Communications Kits	341
Termination & Testing	352
Fiber Optic Tools	353
Fiber Optic Testing	356
Fiber Optic Kits	369

USA PHONE 800.435.0786  
FAX 800.451.2632

CANADA PHONE 866.384.8813  
FAX 800.524.2853

INT'L PHONE +1.815.397.7070  
FAX +1.815.397.9247



# HAND TOOLS

## Telecom Splice Crimpers



- Side cutter for AWG 19-26 copper.
- Non-slip grips for precision control.
- Crimp capacity
  - UR: AWG 19-26
  - UY: AWG 22-26
  - UG: AWG 19-26

**PA1180 only**

- Stripping cavity for AWG 22 wire.
- Needle-nose with knurled surface for gripping, wrapping and looping.

CAT. NO.	DESCRIPTION
----------	-------------

PA1180	4-in-1 Telecom Splice Crimper
PA1178	Telecom Splice Crimper

## Round Cable Cutters



- Cuts solid or stranded cable up to AWG 6.
- Precise and effortless cuts.
- Round cutting form won't deform cables.
- Ideal for UTP and Coax, RG58, RG59 and RG6/6Q; RG7 and RG11 with PA1175.

CAT. NO.	DESCRIPTION
----------	-------------

PA1175	Contour Round Cable Cutter
PA1179	Dual-Contour Round Cable Cutter

## Cable Cutter, 8 AWG



- Designed to cut solid, stranded wire up to 8 AWG (10 mm<sup>2</sup>) and multi-conductor cable up to 1/2" (12.7 mm) in diameter.
- Curved cutting blades ensure an easy cut.
- Economically priced.
- Cushioned-grip handle for comfortable use.
- Heat-treated for long life.
- Stamped and precision ground from high-carbon tool steel.
- Return spring.
- Locking latch.
- Rust-resistant black oxide finish.

CAT. NO.	UPC NO.	DESCRIPTION
----------	---------	-------------

45482	45482	Cable Cutter
-------	-------	--------------

## Cable Splicer's Knife and Splicer's Snips



PT-K01A

- Cuts cable, telephone wire and strips insulation.
- Tough, tempered steel knife blade holds its edge longer.
- Full-sized knife handle provides greater comfort.
- Knife has a short, coping-type blade made of the finest cutlery steel.
- Scissors have an upper blade with two stripping notches to strip most insulations from 19-24 AWG.

CAT. NO.	UPC NO.	DESCRIPTION
PT-K01A	12997	Scissors and Knife Kit in Pouch
PT-T01	08707	Cable Splicer's Knife
PT-T02	08708	Electrician's Snips
PT-C01	08702	Two-Pocket Leather Pouch
PA1931		Datacomm Snips



PT-T01



PT-T02



PA1931

## DataComm Snips, Electrician's Snips



- Cuts, strips and trims data and phone cables.
- Ergonomic design nests in hand for comfort and added cutting power.
- One fully serrated blade for clean cuts.
- "V" stripping notches for 19 and 23 AWG wire.
- Manufactured from high-carbon steel, chrome over nickel plate.

CAT. NO.	UPC NO.	DESCRIPTION
PT-T03	89195	Snips only

## Pro Wire Strippers

**NEW  
PRODUCT**



1950A



1955A



1956A

- Strips both solid and stranded wires.
- Precision ground blades ensure consistent stripping and cutting.
- Ergonomically designed, extra long handles for superior comfort and assured grip.
- Heat treated for strength with black oxide finish for rust resistance.
- Serrated nose pliers for bending, pulling, and shaping wire.
- Lock tab protects cutting edges during storage.
- Cleanly cuts #6-32 and #8-32 screws.
- Note: this is not an insulated tool.
- Lifetime limited warranty.

CAT. NO.	UPC NO.	DESCRIPTION	CAP (AWG)	
			SOLID	STRANDED
<b>N</b> 1950A	06852	Pro Stripper 10-18 AWG	10-18	12-20
<b>N</b> 1955A	06857	Pro Plus Wire Stripper, 10-18 AWG	10-18	12-20
<b>N</b> 1956A	10300	Pro Plus Stripper 8-16 AWG	6-14	8-16

## Wire Stripper/Cutters

**NEW  
PRODUCT**



1916A



1917A

- Strips both solid and stranded wires.
- Precision ground blades ensure consistent stripping and cutting.
- Double dipped grips for superior comfort and assured grip.
- Heat treated for strength with black oxide finish for rust resistance.
- Serrated nose pliers for bending, pulling, and shaping wire.
- Lock tab protects cutting edges during storage.
- Cleanly cuts #6-32 and #8-32 screws.
- Note: this is not an insulated tool.
- Lifetime limited warranty.

CAT. NO.	UPC NO.	DESCRIPTION	CAP (AWG)	
			SOLID	STRANDED
<b>N</b> 1916A	31891	Wire Stripper	10-20	12-22
<b>N</b> 1917A	31890	Wire Stripper	16-26	18-28

## GripP-Strippers 10 & 20



- Head of tool and handles designed at optimum 22° angle to prevent awkward wrist bends.
- Precision ground blades ensure consistent stripping and cutting.
- Features screw cutter and wire loops embedded in frames.
- Built-in safety lock.
- Gripping jaws on front of tool for pulling wire.
- PA1117 will work on Romex household cable.
- Note: This is not an insulated tool.

CAT. NO.	DESCRIPTION	CAP (AWG)	
		SOLID	STRANDED
PA1117	GripP 10 cutter/stripper	10-22	12-24
PA1118	GripP 20 cutter/stripper	20-30	22-32
PA1123	Wire Stripper Bundle, includes both PA1117 and PA1118		

\*Do not use on live circuits.



## stripax® Pro 6 & Pro 16



68 spring-compression blades on Pro 6†



Adjustable wire stop to set strip lengths



Cutter on bottom means less hand force required



Round stripping blades on Pro 16 cut insulation cleanly

- Strips heavy-duty and industrial insulations including THHN & THHW.
- Strips standard insulations including PVC, rubber and silicone.
- Provides nick-free stripping of insulation with no damage to conductors.
- Built-in cutter provides a smooth, straight cut without distorting the conductor.
- Fine adjustment slider on top of tool lets you adjust to the insulation thickness.
- Handles designed for comfort and require low hand force.
- Not for Teflon or Kapton hard insulations (use part number PA1115P mini-stripax Plus with a Teflon blade for these insulations).
- Perfect companion for any of our wire ferrule crimpers.
- Strippers carry a lifetime warranty; blade warranty is one year for defects only.

CAT. NO.	DESCRIPTION	WEIGHT
<b>R</b> PA1113	stripax® Pro 6 (28-10 AWG) (.08-6.0 mm <sup>2</sup> )	5.5 oz
PA2113	stripax® Pro 6 replacement stripping blade set	

\*Do not use on live circuits

† 68 spring-compression blades precisely adjust to the insulation.

*Teflon® is a registered trademark of Dupont*

## mini-stripax® plus



- Strips flexible and solid conductors with PVC, Teflon, silicone and other special insulations.
- Strips multiple conductors and thin ribbon-cable conductors simultaneously.
- Adjustable wire stop and built-in wire cutter.
- 28-18 AWG (0.80-1.0 mm<sup>2</sup>) PVC blade included.
- See replacement blades in next section.

\*Strips PVC only. Do not use on live circuits.

For Teflon, order blades separately see below in mini-stripax plus Replacement Blades Section.

CAT. NO.	DESCRIPTION	WEIGHT
PA1115P	mini-stripax® plus (28-18 AWG)	4 oz

*Teflon® is a registered trademark of Dupont*

## Adjustable Wire Stripper & Cutter



- Economical wire stripping tool for multiple cables.
- Made of high carbon steel and heat treated for long life.
- Adjustable settings for wire sizes from 30-10 AWG.

\*Do not use on live circuits.

CAT. NO.	DESCRIPTION	WEIGHT
PA1161	Adjustable wire stripper & cutter (30-10 AWG)	3 oz

**Combo UTP/Coax SureStrip™**



- Professional all-in-one cutter/stripper for coaxial and twisted pair cables.
- Cuts and strips multiple cable types:
  - Coax: RG6, RG6 Quad and RG59.
  - Twisted Pair (UTP/STP): Cat6, Cat5e and Cat5.
- Easy-to-use combination cutter/stripper.
- Adjustable stripping blade for UTP/STP; accommodates different insulation thicknesses without damaging conductors.
- Self-regulating cassette blade prevents nicks.
- Coax blade cassette is removable to adjust stripping depth of both blades with hex key included. (Note: Hex key stores securely in bottom of tool)
- Contoured finger grips for cutting power.

CAT. NO.	DESCRIPTION	WEIGHT
PA1119	Combo UTP/Coax SureStrip™	2.5 oz
PA2119	Coax Blade Cassette	—
PA2120	UTP Cut/Strip Blade	—

**Data SureStrip™**



- Small, compact tool that cuts and strips multiple cable types:
  - 4-, 6- and 8-conductor flat satin cables.
  - 4-, 6- and 8-conductor UTP/STP data cables.
  - 25-pair UTP/STP data and telephone cables.
- Multi-conductor round bundled cables with a maximum diameter of .5" (12.7 mm).
- 14-8 AWG (2.5-75mm<sup>2</sup>) wire.
- Nylon reinforced ABS plastic with stainless steel blade.
- Fully adjustable with simple thumb screw.
- Self-regulating to prevent nicking.
- Contoured finger grips for power cutting.

CAT. NO.	DESCRIPTION	WEIGHT
PA1116	Data SureStrip™	2.5 oz

## CST vario Stripper



- Most flexible coax stripping tool on the market.
- Easy to set up and adjust.
- Two- and three-level stripping.
- Minimum center-to-center strip length is 0.13" (3.2 mm).
- Maximum total strip length is 0.67" (17 mm).
- Adjustable blade positioning in 0.04" (1 mm) increments.
- Lifetime warranty on frame only.

\*Not recommended for use on LMR or Teflon cables.

CAT. NO.	DESCRIPTION
PA3240	CST vario stripper
<b>R</b> PA3242	Replacement blade holder, blades & allen hex key

Teflon® is a registered trademark of Dupont

## CST Strippers



- Fixed blade system that accommodates 0.1"-0.315" (2.5-8.0mm) cable diameters including RG58/59/62AU, RG6, RG6 Quad, RG174, Belden 1505A, 1855A and 8281.
- Cam adjustment ensures precise and repeatable hold on cable.
- Memory blocks reduce set-up time and are easy to interchange and mark for various applications.
- Blades are two-sided for longer use.
- No cable jacket distortion during stripping process.
- Blade cassettes easy to change.
- Lifetime warranty on frame only.

CAT. NO.	DESCRIPTION	COMMON USES
PA1240	CST Green - 3 Level (A=.279, B=.201)	Common 2- & 3-piece
PA2240	Green Blade Cassette only	
PA1243	CST Brown - 3 Level (A=.295, B=.137)	
PA2243	Brown Blade Cassette only	
PA1247	CST Orange - 3 Level (A=.327, B=.146)	Kings, Amphenol 3-piece
PA2247	Orange Blade Cassette only	
PA1248	CST Black - 3 Level (A=.344, B=.094)	ADC, Amphenol HDTV
PA2248	Black Blade Cassette only	
PA1250	CST Frame only	
PA2245	CST Memory Cartridge only	



**Y-block** – inserts into tool to tighten up rollers for smaller cable sizes



## CST Pro Coax Stripper



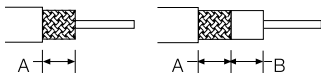
PA2284 Reversible Rollers



PA2282 3 Level



Blade Adjustment Screws



- New patent-pending coax stripping system for precision & accuracy
- Works with a wide range of cable diameters from .1"-.315" (2.5-8.0mm) including: RG58/59/62AU, RG6/6QS, RG174, Belden 1505A, 1855A & 8281 and mini-coax.
- Pre-set for standard 2- and 3-level strip lengths
- Coax stripper designed for pros requiring precision, versatility & ease of use.
- Reversible-rollers easily adjust for various cable sizes including mini-coax.
- Dual roller mechanism perfectly centers cable & applies equal pressure to eliminate cable distortion.
- Quick-change pre-set blade cassettes.
- Cam adjustment ensures precise hold on cable.
- Fixed blade cassettes pre-set for standard 2- and 3-level strip lengths
- Interchangeable blades reduce set-up time.
- Lifetime warranty on frame only.

CAT. NO.	DESCRIPTION	COMMON USES
PA1280	CST Pro Green 3-level (A=.279, B=.201)	Common 2- & 3-piece
PA2280	Green Blade Cassette only	
PA1281	CST Pro Orange 3-level (A=.327, B=.146)	Kings, Amphenol RFX 3-piece
PA2281	Orange Blade Cassette only	
PA1282	CST Pro Black 3-level (A=.344, B=.094)	ADC, Kings, Amphenol HDTV, Mini's
PA2282	Black Blade Cassette only	
PA1283	CST Pro Blue 2-level (A=.250)	Standard RG6/6QS & RG59, CATV "F", Mini's
PA2283	Blue Blade Cassette only	
PA1285	CST Pro Frame only	
PA2284	CST Pro Rollers only	

## LC CST Strippers



- Self-regulating tension.
- Adjust cutting depth on each blade for varying cable thicknesses with the included hex key.
- Pre-set for common strip lengths.
- Blades adjust for strip dimensions other than our standard pre-set units\*.

SPECIFICATIONS	PRESET STRIP LENGTHS*	CABLE USAGE
<b>LC CST-58/59</b>	0.315" outer jacket 0.157" inner dielectric	RG58, RG59, RG62 AU & RG6
<b>LC CST-11</b>	0.315" outer jacket 0.157" inner dielectric	RG8, RG11 & RG213
<b>LC CST CATV "F"</b>	0.236" outer jacket	RG59, RG6 & RG6 QUAD CATV "F" (preset for RG6 CATV "F")
<b>LC CST-Mini</b>	0.344" outer jacket 0.094" inner dielectric	RG178, RG179, RG188, AT&T 735(A), NT735, Belden 1855A, Belden 8218, RG180, RG187, RG188A, RG405 and more

CAT. NO.	DESCRIPTION
PA1255	LC CST-58/59 – 2- & 3-Level, Adjustable
PA1256	LC CST-11 – 2- & 3--Level, Adjustable
PA1257	LC CST CATV "F" – 2-Level
PA1258	LC CST-Mini
PA2263	Replacement Blade

\*To adjust strip lengths simply change blade locations in the lower jaw to attain the following: .157" (4 mm), .236" (6 mm), .315" (8 mm), .394" (10 mm) and .472" (12 mm)

Not recommended for use on LMR or Teflon cables.

Teflon® is a registered trademark of Dupont

## Kwik Stripper Twisted Pair Stripper



- No tool is better for trimming the jacket from twisted pair cable without damaging the individual conductors.
- Blade depth adjustment ensures precise cutting depth.
- Blade penetration controlled by tension loop.
- Strip length gauge.

CAT. NO.	UPC NO.	DESCRIPTION
45579	45579	Kwik Stripper Twisted Pair Stripper



45579  
Typically used for Modular Plug Connectors (See pages 297)

## Pro Kwik Stripper CATV

**NEW  
PRODUCT**



- Designed for the professional CATV cable installer. Uses reversible stripping cartridges for RG6, RG59, RG11 and RG7 CATV cables that are replaceable.
- No adjustments needed.
- Included with the tool, the RG6/RG59 cartridge strips cable jacket and dielectric to 1/4" (6.4 mm).
- Included with the tool, the RG11/RG7 cartridge strips cable jacket and dielectric to 1/4" (6.4 mm).
- Extra-large finger hole.

CAT. NO.	UPC NO.	DESCRIPTION
45591	01174	Pro Kwik Stripper CATV

### AM 25 Slitter



- Strips and slits 0.18" to 1.0" (4.5-25mm) diameter Round Cables.
- Adjustable cutting depth.
- Swivel blade for circular, longitudinal and spiral cuts.
- Spare blade in handle.
- Cable holding clip with integrated edge for removing slit insulation.
- Laser-trimmed, stainless-steel blade for long use.
- Slits PVC, Teflon and THHN.
- Perfect for armored cable.

NOTE: Do not use on live circuits. Not for polyethylene, polypropylene or XLP insulations

CAT. NO.	DESCRIPTION
PA1820	AM 25
PA2109	Replacement blade

Teflon® is a registered trademark of Dupont

### AM 35 Slitter



- Strips and slits 1.0" to 1.4" (25-35mm) diameter Round Cables.
- Adjustable cutting depth for insulation up to 0.18" (4.5 mm) thick.
- Swivel blade for circular, longitudinal and spiral cuts.
- Spare blade in handle.
- Cable holding clip with integrated edge for removing slit insulation.
- Laser-trimmed, stainless-steel blade for long use.
- Slits PVC, Teflon and THHN.

NOTE: Do not use on live circuits. Not for polyethylene, polypropylene or XLP insulations

CAT. NO.	DESCRIPTION
PA1821	AM 35
PA2109	Replacement blade

Teflon® is a registered trademark of Dupont

### Universal Slitter



- Strips and slits 0.18" to 1.0" (4.5-25mm) diameter Round Cables.
- Precision stripping and slitting of rubber, PVC, nylon and most insulation materials.
- Adjustable depth of cut.
- Swivel blade for circular, longitudinal and spiral cuts.
- Cable is supported during use.
- Cable support arm edge is used to pry off thick insulation.
- Laser-trimmed, stainless-steel blade for long use.
- A perfect tool for mid-point taps.
- Spare blade included.

NOTE: Do not use on live circuits. Not for polyethylene, polypropylene or XLP insulations

CAT. NO.	DESCRIPTION
PA1822	Universal splitter
PA2109	Replacement blade

## Pocket Cable Stripper



- Specifically designed for stripping power and telecommunications cables from 3/4" to 1-1/2" in diameter (19 mm to 40 mm).
- Strips solid conductor, stranded conductor and multiple conductor cables.
- Easy blade depth adjustment.
- Blade rotates for circular, longitudinal and spiral cuts.

CAT. NO.	UPC NO.	DESCRIPTION
1903	12679	Cable Stripping Tool
<b>R</b> 13544	13544	Replacement Blade (2 per package)
<b>R</b> 13545	13545	Replacement Small Hook
<b>R</b> 13546	13546	Replacement Large Hook

## Cable TV "F" Flaring & Attachment Tool



- Flares RG59, RG6 and RG6 Quad Cable types.
- Works with CATV "F" connectors.
- Save time on cable TV and satellite installations.
- Flare the shield braid back from the dielectric without nicking your finger.
- Make connections faster and easier with properly prepped cable.
- Attachment tool enables you to hold the connector comfortably to insert onto cable.

CAT. NO.	DESCRIPTION
PA1927	Cable TV "F" Flaring & Attachment Tool

## Coax 3-Way Tool



- Flares RG6 and RG6 Quad Cable types.
- Flares shield braid back from the dielectric without nicking your fingers.
- Attachment tool enables you to hold the connector comfortably to insert connector onto cable.
- Extraction tool to assist in coupling connector to port or to assist in uncoupling from port.
- Works with CATV "F" connectors.

CAT. NO.	DESCRIPTION
PA1928	Coax 3-Way Tool

### RG59/RG6/RG6 Quad Flaring Tool



- Works on RG59 and RG6/6 Quad cable.
- Flares shield away from center dielectric.
- Saves time on CATV and satellite installation

CAT. NO.	DESCRIPTION
PA1917	RG59/6/6QS flaring tool

### BNC and CATV “F” Extraction Tools



- Chrome finish.
- Comfortable driver-style plastic handle.
- 1908 CATV “F” is a combination tool. Use the hex socket to easily remove and insert the connectors. Use the threaded end to hold the connector while you insert cable for connectors. Helps to prevent finger injuries.

CAT. NO.	DESCRIPTION
PA1908	CATV 8" (203 mm)
PA1907	BNC 8" (203 mm)
PA1916	BNC 12" (305 mm)

### SealTite® ProM Coax Crimper



- Crimps weatherproof linear CATV “F”, BNC, RCA & right- angle compression-type connectors from all manufacturers.
- Works with RG6, RG6 Quad, RG59 & RG62AU coax cables.
- Versatile tool - accommodates multiple connectors.
- The only tool with a single, reversible head eliminating need for adapters.
- No additional parts, attachments or other tools required to change from one crimp style to another.
- Quickly & easily adjust crimp height.
- Once properly set, lock with adjustment lock.
- Rated life cycle 30,000 (unloaded).

CAT. NO.	DESCRIPTION
PA1559	SealTite® ProM Coax Crimper



## RG59/6Q-7/11 Pro Coax Compression Tool

**NEW  
PRODUCT**



- Versatile tool crimps RG59, RG6, RG6 Quad, RG 7/11, BNC and RCA Compression Connectors
- Cable holder rotates to accommodate different connector sizes
- Adjustable Crimp length accommodates most manufacturers' connectors
- Once adjusted, no additional parts or adapters are needed to change from one crimp style to another.

CAT. NO.	DESCRIPTION
PA70020	RG59/6Q-7/11 Pro Coax Compression Tool

## SealTite® 59/6 CATV "F" Compression Crimper



- Performs compression crimping of waterproof CATV "F" connectors for RG59 and RG6/RG6 Quad 75 ohm coaxial cables.
- Works on Augat/T&B Snap-N-Seal™ connectors, AIM CATV "F" waterproof connectors and Paladin SealTite™ connectors.
- Fully ratcheting one-cycle crimp function.

CAT. NO.	DESCRIPTION
PA901024	SealTite® Crimper

### SealTite® Cable TV “F” Compression Connectors



- Large hex nut for easy installations.
- Patented design with 360° cable gripping sleeve.
- Solid brass construction with nickel plating to prevent UV degradation.

DESCRIPTION	RG6 & RG6 Quad		
	RG59 CAT. NO.	RG6 Quad CAT. NO.	RG6 Quad CAT. NO.
10 Pack Clamshell	PA9642	PA9643	PA9644
20 Pack Clamshell	PA9610	PA9611	PA9612
50 Pack Jar	PA9645	PA9646	PA9647
100 Pack Bulk	N/A	PA9614*	PA9615

\*Also available in retail jar pack, PA9687.

### SealTite® RCA Compression Connectors



- Patented design with 360° cable gripping sleeve.
- Full gold contacts for low signal loss.
- Includes slip-on color bands for easy cable identification.
- A set of bands includes 4 red, 2 green, 2 blue, 2 yellow and 2 white per ten connectors.
- Constructed from solid brass with nickel plating.

DESCRIPTION	RG6 & RG6 Quad	
	RG59 CAT. NO.	RG6 Quad CAT. NO.
10 Pack Clamshell	PA9720	PA9714
50 Pack Jar	PA9721	PA9716

### SealTite® BNC Compression Connectors



- Patented design with 360° cable gripping sleeve.
- Full gold contacts for low signal loss.
- Includes slip-on color bands for easy cable identification.
- A set of bands includes 4 red, 2 green, 2 blue, 2 yellow and 2 white per ten connectors.
- Constructed from solid brass with nickel plating.

DESCRIPTION	RG6 & RG6 Quad	
	RG59 CAT. NO.	RG6 Quad CAT. NO.
10 Pack Clamshell	PA9730	PA9715
50 Pack Jar	PA9731	PA9740

### Hex Crimp Cable TV “F” Connectors



- Crimp-on style cable TV “F” connectors.
- All-brass with nickel plating for durability.
- Designed for indoor use.

DESCRIPTION	RG59	RG6	RG6 Quad
	CAT. NO.	CAT. NO.	CAT. NO.
10 Pack Clamshell	PA9676	PA9677	PA9678

### Twist-On Cable TV “F” Connectors



- Connectors twist onto cable for quick installation.
- Sharp threads firmly grip cable for good connections.
- EZ-SPIN™ hex nut for easy installation.

DESCRIPTION	RG59	RG6
	CAT. NO.	CAT. NO.
10 Pack Clamshell	PA9694	PA9695

## Push-On Cable TV "F" Connectors



- No crimp tool required. Simply strip cable and push connector onto it.
- Special knurled nut offers superior grip for strong connection.
- All brass, nickel-plated for durability and low signal loss.
- For indoor usage only.

	RG59	RG6
<b>DESCRIPTION</b>	<b>CAT. NO.</b>	<b>CAT. NO.</b>
10 Pack Clamshell	PA9682	PA9683

## Other Coaxial Connectors



Connect CATV "F" cables to RCA plugs.

- Eliminate the need for new cabling
- Solid brass with nickel plate
- 75 ohm rating

CAT. NO.	DESCRIPTION
PA9719	Adapter, CATV "F" (female) to RCA (male) (Qty. 10)
PA901074	Adapter, CATV "F" (female) to BNC (male) (Qty.1)

## Dual Port Ground Block



- Provides a positive ground connection between two coaxial shields and the ground wire.
- Creates a connection for the dissipation of any unwanted electrical charges.
- Solid nickel plated zinc alloy.
- High-performance, 360° contact, for up to 3.0 GHz.
- Suitable for satellite or cable TV.
- UL/CSA approved.

CAT. NO.	DESCRIPTION
PA9675	Dual Port Grounding Block

## Cable TV "F" Terminators



- Solid brass body with nickel plating.
- ½ watt resistor (5% tolerance); 75 ohm.

CAT. NO.	DESCRIPTION
PA9686	CATV "F" Terminators (10)

## Female Splice Adapter



- Cable TV "F" female-to-female barrel adapter.
- Designed for performance up to 3.0 GHz.
- Gold-plated contacts.
- 2 pack.

CAT. NO.	DESCRIPTION
PA9675	Female Splice Adapter


## BNC Coaxial Adapter



- Precision manufactured from machined brass and nickel plated for corrosion resistance.

CAT. NO.	DESCRIPTION
45728	BNC Straight Jack to Jack (1)

### Cable TV Splitters



- Split analog and digital cable TV signals to 2 to 4 outlets.
- HDTV compatible and works with cable modems.
- 75 ohm impedance.
- 5-1000 MHz bandwidth.
- "F"-style female ports.

CAT. NO.	DESCRIPTION
PA9688	2-Way Cable TV Splitter
PA9689	3-Way Cable TV Splitter
PA9690	4-Way Cable TV Splitter

### Satellite TV Splitters



- Split satellite and digital signals to multiple outlets.
- Compatible with most digital satellite brands, digital cable TV and HDTV.
- 75 ohm impedance.
- 5-2400 MHz bandwidth.
- "F"-style female ports.

CAT. NO.	DESCRIPTION
PA9669	2-Way Satellite TV Splitter
PA9670	3-Way Satellite TV Splitter
PA9671	4-Way Satellite TV Splitter

### Satellite Diplexer



- Combines signal from satellite dish and UHF/VHF antenna into single coax cable output.
- 5-860 MHz antenna and 950-2450 satellite power pass.
- For RG6 or RG6 Quad.
- An additional diplexer can be used to split signals again for connection to satellite and antenna ports on receivers.
- Diplexed signals can be distributed through an amplifier to send signal to multiple outlets.

CAT. NO.	DESCRIPTION
PA9673	Satellite Diplexer

### In-Line Amplifier



- Boost signals to multiple outlets or on long cable runs.
- Works with satellite dish or terrestrial antenna installations with over 50' of cable.
- Digital TV ready.
- 20 dB gain.
- DC 12-18V.
- 950-2400 MHz maximum bandwidth.

CAT. NO.	DESCRIPTION
PA9672	In-Line Amplifier

## SurePunch® Pro Punchdown Tool



- Terminate cable in single punch - including 23 AWG Cat6.
- Detachable light with long-life LED specially designed to focus the light on the panel work area.
- Luminous intensity of the LED is 2200 mcd.
- Finger grips and non-slip rubber-embedded cushioned handle for comfort.
- Multi-use spudger that can be used as a screwdriver or an IDC contact insertion tool.
- Hook to feed wires through holes.
- Pick to separate bonded twisted-pair cables or to strip insulation and cut wire.
- Adjustable HI/LO spring compression for all cable types.  
LO= 27.5 lbs (122 N), HI= 37.5 lbs (167 N)
- Uses twist-and-lock style blades.
- Blade storage area in end of handle with comfortable latch cover.

CAT. NO.	DESCRIPTION
<b>Tools with lights</b>	
PA3590	SurePunch Pro PDT handle (no blade) and light
PA3584	SurePunch Pro PDT with Double 110 blade and light
PA3587	SurePunch Pro PDT with 110 & 66 reversible cut & punch/punch-only blades and light
PA3588	SurePunch Pro PDT with 1110/66 combination cut-only blade and light
PA3596	SurePunch Pro PDT with 110 reversible cut & punch/punch-only blade and light
PA3597	SurePunch Pro PDT with 66 reversible cut & punch/punch-only blade and light
PA3598	SurePunch Pro PDT with BIX™ cut-only (scissors type) blade and light
PA3599	SurePunch Pro PDT with Krone® LSA cut-only (scissors type) blade and light
<b>Tools without lights</b>	
PA3589	SurePunch Pro PDT handle (no blade)
PA3585	SurePunch Pro PDT with Double 110 blade
PA3586	SurePunch Pro PDT with 110 & 66 reversible cut & punch/punch-only blades
PA3591	SurePunch Pro PDT with 1110/66 combination cut-only blade
PA3592	SurePunch Pro PDT with 110 reversible cut & punch/punch-only blade
PA3593	SurePunch Pro PDT with 66 reversible cut & punch/punch-only blade
PA3594	SurePunch Pro PDT with BIX™ cut-only (scissors type) blade
PA3595	SurePunch Pro PDT with Krone® LSA cut-only (scissors type) blade
PA4599	SurePunch Pro PDT detachable light and batteries

## SurePunch® Punchdown Tools



- Cushion grip, molded to the shape of your hand, for comfort and a sure, non-slip hold.
- Increased HI/LO impact force to meet demands of new cable types and AWG sizes: LO= 30 lbs (133 N), HI= 40 lbs (178 N).
- For 28-22 AWG (0.08 - 0.34 mm<sup>2</sup>), solid or stranded wire.
- Uses twist-and-lock style blades.
- Cushioned heel for comfort in the palm of your hand.
- New latch cover blade storage area in end of handle.
- Lanyard holes in end.

CAT. NO.	DESCRIPTION
PA3570	SurePunch PDT handle (no blade)
PA3571	SurePunch PDT with 110/66 combination cut-only blade
PA3572	SurePunch PDT with 110 reversible cut & punch/punch-only blade
PA3573	SurePunch PDT with 66 reversible cut & punch/punch-only blade
PA3574	SurePunch PDT with BIX™ cut-only (scissors type) blade
PA3575	SurePunch PDT with Krone® :SA (scissors type) blade
PA3576	SurePunch PDT with Double - 110 blade
PA3579	SurePunch PDT with both 110 and 66 reversible cut & punch/punch-only blades
PA4571	SurePunch 110/66 combination cut-only blade
PA4572	SurePunch 110 reversible blade
PA4573	SurePunch 66 reversible blade
PA4574	SurePunch BIX™ cut-only blade
PA4575	SurePunch Krone® LSA cut-only blade
PA4591	SurePunch Double - 110 blade
PA6514	Telephone Unwrap Bit
PA6515	Telephone Wrap Bit

## Impact Punchdown Tools



- For 28-24 AWG Solid or Stranded conductor.
- Standard impact compression design.
- Adjustable HI/LO settings for compression force.
- Impact force: HI= 35 lbs. (110 N), LO= 25 lbs. (155 N).
- Reversible clip-in blades (except BIX & Krone).
- Punches down with or without cut function (except BIX & Krone).
- Spare blade stores in handle of tool (except BIX & Krone).
- Impact handle and blades available separately.
- Leather holster available to attach to belt.

CAT. NO.	DESCRIPTION
PA3526	Impact punchdown (tool handle only)
PA3527	Impact punchdown w/66 blade
PA3528	Impact punchdown w/110 blade
PA4527	Replacement 66 blade
PA4528	Replacement 110 blade
PA4531	Replacement Krone®-type blade

## Punchdown Tool



46023

- Inserts wire for a corrosion-resistant termination and trims off excess wire.
- Terminates 66, 110, BIX and Krone cross-connect and wall jacks.
- Spring-loaded for fast, low-effort wire seating and termination.
- Internal impact mechanism eliminates jamming for longer, trouble-free service life.
- Adjustable low- and high-impact force settings.
- Bayonet-style blade locking mechanism.
- Neoprene pad for shock absorption.
- Spare blade storage in the handle.
- Color-coded yellow on the cut side of tool.

CAT. NO.	UPC NO.	DESCRIPTION
46020	46020	Punchdown Tool Only
46021	46021	Punchdown Tool w/66 Blade
46023	46023	Punchdown Tool w/110 Blade
<b>R</b> 46022	46022	66 Style Blade
<b>R</b> 46024	46024	110 Style Blade
<b>R</b> 46025	46025	BIX Style Blade

## ProPunch™ 110 Multi-pair Punchdown



Terminates and cuts up to five pairs of data/voice cable at the same time! We designed it to perform over 30,000 cycle punches and to terminate most 23 AWG cable pairs in one punch! This tool delivers more than one and a half times the force of other multi-punchdown tools on the market today. The rugged "no-slip" handle fits comfortably in your hand with the handle end contoured to the heel of your hand.

- Fewer punches saves time.
- Smooth operation and rugged, comfortable handle absorbs punch recoil.
- Terminates 28-22 AWG (.08 - .34 mm<sup>2</sup>) solid or stranded wires with single insulation.
- Cut and punch blade cassette or switch blades for punch only.
- Designed to work with 23 AWG CAT 6 cable.

CAT. NO.	DESCRIPTION
PA3560	ProPunch 110 with 5-pair head
PA3561	ProPunch 110 with 4-pair head
<b>R</b> PA4560	Replacement 5-pair head
<b>R</b> PA4561	Replacement 4-pair head
<b>R</b> PA4562	Replacement 5-pair blade cassette
<b>R</b> PA4563	Replacement 4-pair blade cassette

### Non-Impact Punchdown Tools with Fixed Blades



- Non-impact, low-cost punchdown tools for 110, 66 & BIX.
- Works with 28-22 AWG (.08 - .5 mm<sup>2</sup>).
- Solid or stranded, single insulation wire.
- Comfortable rubber handle grip.
- Performs both cut and punch functions.
- Perfect for small jobs and the do-it-yourself installer.
- Fits in the palm of your hand.
- Typically lower in cost than replacement blades for punchdown tools.

CAT. NO.	DESCRIPTION	WEIGHT
PA3580	110 Punchdown Tool	3 oz
PA3581	66 Punchdown Tool	3 oz
PA3582	BIX™ Punchdown Tool	3 oz


### Punchdown Stripper



- Self-regulating strip depth.
- Fast and easy to use.
- Great for CAT-5, CAT-5e, and CAT-6 data cable.
- Built-in 110 punchdown (punch only).

CAT. NO.	DESCRIPTION	WEIGHT
PA1913	Punchdown stripper	2 oz

### Pocket Probe Pick



Probe pick for pulling wire, slicing, stripping cable and cleaning debris off terminal panels. Small and lightweight—pen-sized with clip for carrying in pocket.

- Spudger tip.
- Wire hook.
- Wire stripper and slitting tooth.
- Non-conductive scraping tip.

CAT. NO.	DESCRIPTION	WEIGHT
PA1915	Pocket probe pick	3 oz

### Can Wrench



- Strips PVC insulation.
- Strips outer jacket of AWG 22/4 and 24/4 telephone cable.
- Strips insulation of AWG 22 (.34 mm<sup>2</sup>) and AWG 24 (.20 mm<sup>2</sup>) wire.
- 3/8" (9.5 mm) and 7/16" (11 mm) hex sockets for accessing panels.
- Durable shock-resistant design.

CAT. NO.	DESCRIPTION: HEAVY DUTY KEYSTONE TIP-	WEIGHT
PA1900	Can Wrench	5 oz



## Jack Terminator

**NEW PRODUCT**



- High-grade, hardened steel frame offers superior performance and durability.
- Ratcheted action to ensure proper, consistent termination.
- Adjustment feature for extra leverage applications.
- Quick-change punch sets require no tools.
- Removable jack cradle allows for alternate lacing option.
- Punch heads can be purchased separately.
- Rubber-embedded handles provide extra comfort.
- For use with Modular Jacks listed below including CommScope® (Systemax®, Uniprise®), Leviton®, OCC®, HellermannTyton®, Hubbell®Premise Wiring and Legrand® (Ortronics®).
- Lifetime Warranty (crimper frame only).

### SPECIFICATIONS

Specifications	Pa8100	General Jack Terminator™ With Punch Down Head-Set	General Punchdown Head-Set	General Punch Head Only
Length	9.6" (245 mm)	9.75" (248 mm)	1.6" (40 mm)	1" (26 mm)
Height	3.25" (80 mm)	4" (102 mm)	4" (102 mm)	2.1" (55 mm)
Width	1.25" (32 mm)	1.25" (32 mm)	1.25" (32 mm)	1.25" (32 mm)
Weight	1.25 lbs (575 g)	1.4 lbs (652 g)	2 oz (54 g)	0.8 oz (23 g)

CAT. NO.	DESCRIPTION	JACK COMPABILITY
PA8100	Jack Terminator™ Crimper Frame	Punchdown Head Set not Included
PA8105	Jack Terminator™ with Punchdown Head-Set	Systemax® - MPS100E, Uniprise® UNJ600/500
<b>R</b> PA3711	Replacement Punchdown Head-Set	Systemax® - MPS100E, Uniprise® UNJ600/500
<b>R</b> PA3811	Replacement Punch Head Only	Systemax® - MPS100E, Uniprise® UNJ600/500
PA8106	Jack Terminator™ with Punchdown Head-Set	Systemax® - MGS400, MGS500, MGS600
PA3712	Replacement Punchdown Head-Set	Systemax® - MGS400, MGS500, MGS600
PA3812	Replacement Punch Head Only	Systemax® - MGS400, MGS500, MGS600
PA8107	Jack Terminator™ with Punchdown Head-Set	Leviton® - 41106, 41108, 5G108
PA3713	Replacement Punchdown Head-Set	Leviton® - 41106, 41108, 5G108
PA3813	Replacement Punch Head Only	Leviton® - 41106, 41108, 5G108
PA8108	Jack Terminator™ with Punchdown Head-Set	Leviton® - 61110, 5G110, 6110G
PA3714	Replacement Punchdown Head-Set	Leviton® - 61110, 5G110, 6110G
PA3814	Replacement Punch Head Only	Leviton® - 61110, 5G110, 6110G
PA8109	Jack Terminator™ with Punchdown Head-Set	OCC® - KMJA5E, KMJA6, K6A
PA3715	Replacement Punchdown Head-Set	OCC® - KMJA5E, KMJA6, K6A
PA3815	Replacement Punch Head Only	OCC® - KMJA5E, KMJA6, K6A
PA8110	Jack Terminator™ with Punchdown Head-Set	HellermannTyton® - RJ45FC5E, RJ45FC6
PA3716	Replacement Punchdown Head-Set	HellermannTyton® - RJ45FC5E, RJ45FC6
PA3816	Replacement Punch Head Only	HellermannTyton® - RJ45FC5E, RJ45FC6
PA8111	Jack Terminator™ with Punchdown Head-Set	Hubbell® - HXJ Series
PA3717	Replacement Punchdown Head-Set	Hubbell® - HXJ Series
PA3817	Replacement Punch Head Only	Hubbell® - HXJ Series
PA8112	Jack Terminator™ with Punchdown Head-Set	Ortronics® - TJ5E00, TJ600, TJ610
PA3718	Replacement Punchdown Head-Set	Ortronics® - TJ5E00, TJ600, TJ610
PA3818	Replacement Punch Head Only	Ortronics® - TJ5E00, TJ600, TJ610

### All-in-One UTP Snagless Crimper



- Cuts and strips round or flat cable.
- All metal construction.
- Cushion grips for improved comfort and control.
- For standard and "snagless" RJ45 connectors.
- Also crimps RJ11/22 and RJ22 WE/SS style plugs.

CAT. NO.	DESCRIPTION
PA1561	All-in-One UTP Snagless Crimper

### All-in-One Ultra Telephone Tools



PA901014



- 4 crimp functions with a single tool without changing dies.
- Crimps 4-position RJ22 handset.
- Crimps 4- and 6-position RJ11/RJ12 connectors.
- Crimps 8-position RJ45 (non-keyed).
- Embedded cable cutter and stripper.
- Crimps 28-24 AWG (.08 - .20 mm<sup>2</sup>) telephone and data cables
- Advanced ratchet system.
- Precision die-cast aluminum head.
- Crimps 6-position RJ11-DEC offset type connectors (P/N 901014).

CAT. NO.	DESCRIPTION
PA901014	All-in-One Ultra Telephone Tool AMP (Tyco)
PA901016	All-in-One Ultra Telephone Tool (WE/SS)
PA2530	Replacement blade kit

### All-in-One Pro Telephone Tools



PA1530R



- Crimps 4-position RJ22 connectors.
- Crimps 4- and 6-position RJ11/RJ12 connectors.
- Crimps 8-position RJ45 (non-keyed) connectors.
- Embedded cable cutter and stripper.
- Crimps 28-24 AWG (.08 - .20 mm<sup>2</sup>) telephone and data cables.
- Comfortable rubber-embedded handles.
- Built-in safety ratchet release.

CAT. NO.	DESCRIPTION
PA1540	All-in-One Pro Telephone Tool AMP (Tyco)
PA1530R	All-in-One Pro Telephone Tool (WE/SS)
PA2530	Replacement blade kit

## Telephone Ratchet Crimper



**45553**  
Typically used for Modular Plug Connectors  
(See page 297).



**45575**  
Typically used for Modular Plug Connectors  
(See page 297). Our Telephone Ratchet Crimper was designed with a compact head to fit into tight spaces and ergonomic handles for operator comfort.

- Combination tool terminates 8-position, 6-position and 4-position (45575 only) modular style plugs.
- No need to change crimping dies.
- Full-cycle ratchet mechanism provides consistent, quality terminations every cycle.
- Straight action ensures uniform crimp.
- Small, compact design.
- Built-in wire cutter and stripper for flat cable.
- All-steel frame has rust-resistant, black oxide finish.

CAT. NO.	UPC NO.	DESCRIPTION
45553	45553	Telephone Ratchet Crimper
45575	45575	Telephone Ratchet Crimper

## Modular Plug Connectors

RJ45



### RJ45

- RJ45 8-conductor modular plugs.
- 50 micron gold plating.
- Meets or exceeds EIA/TIA specifications.

### RJ11

- RJ11 6-conductor modular plugs.
- For use with stranded wire.
- 50 micron gold plating.

SNAGLESS



### WE/SS-STYLE 8P8C CONNECTORS

CONNECTOR TYPE	CABLE TYPE	QUANTITY	CAT. NO.
RJ45	Cat5e, Solid or Stranded Round, Flat or Oval	10/Pack	PA9546
		50/Pack	PA9655
		100/Pack	PA9549
RJ45	Cat3, Stranded, Round	10/Pack	PA9521

### SNAGLESS CONNECTORS

CONNECTOR TYPE	CABLE TYPE	QUANTITY	CAT. NO.
RJ45	Solid or Stranded Round, Flat or Oval	10/Pack	PA9588
		40/Pack	PA9589

RJ11



### WE/SS-STYLE 6P6C CONNECTORS

DESCRIPTION			
CONNECTOR TYPE	CABLE TYPE	QUANTITY	CAT. NO.
RJ11	Solid or Stranded Round, Flat or Oval	10/Pack	PA9520

## CrimpALL® 8000 Series Crimpers



- Ultra-smooth, fully ratcheting crimp cycle with built-in safety release.
- Interchangeable die sets of heat-treated steel for long life.
- Soft, rubber-embedded handles.
- Long-lasting tool that delivers over 50,000 crimp cycles.
- Rugged, double-plated jaw design to increase life span.
- Lifetime warranty on tool; one-year on die sets.
- Angled head to prevent awkward wrist bending during operation.
- Reduced handle grip distance makes it easy for both small and large hands.
- Higher crimp force produced with less hand force so hand doesn't tire as quickly.
- No breakover hand force – the effort required by most crimpers to make the last click at the end of the cycle to complete the crimp – the CrimpALL does the work.
- Manufactured using the newest fine blanking technologies.
- EZI-Change™ die screws make changing dies quick and easy – no screwdriver required.

CAT. NO.	DESCRIPTION
----------	-------------

PA8000	CrimpALL® tool frame
PA2303	Replacement EZI-Change™ die screws (2)
PA2306	Replacement fixed die screws (2)

## 1300 Series Crimpers




















- Fully-ratcheting cycle with built-in safety release.
- Interchangeable die sets of heat-treated steel for long life.
- Easy to use and maintain.
- Available as complete tool with die set inserted or separate tool frame and individual die sets.
- Foam-lined case available to hold frame and 6 die sets together.
- Lifetime warranty on tool; one-year on die sets.
- EZI-Change™ die screws make changing dies quick and easy – no screwdriver required.
- Most precise and tightest tolerances on die sets in the industry.
- Six ratchet gear settings for optimum crimp performance.

CAT. NO.	DESCRIPTION
----------	-------------























PA1302	Crimp tool frame
PA2303	Replacement EZI-Change™ die screws (2)
PA2306	Replacement fixed die screws (2)
PA901013	1300 crimp case
PA2346	Replacement Spring

## CrimpALL® Interchangeable Die Sets for Coaxial Connectors

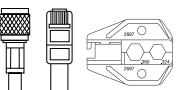
DESCRIPTION				CAT. NO.	CAT. NO.	
CABLE TYPE	CONNECTION	CRIMP SIZES	TOOL WITH DIE	DIE ONLY	REMARKS	
 RG58, RG59, RG62AU	BNC/TNC and 3 Piece	0.256" (6.5mm), 0.213" (5.4mm), 0.068" (1.7mm) HEX	PA8001 PA1317	PA2034	Common 2-piece and 3-piece BNC/TNC	
 RG174, RG59/62, mini-coaxial 75-ohm	HDTV SMA, True 75-ohm BNC/TNC, Mini-UHF	0.255" (6.5mm), 0.197" (5.0mm), 0.178" (4.5mm), 0.068" (1.7mm) HEX & 0.042" (1.0mm) SQ	PA8002 PA1366	PA2648	Common 2-piece and 3-piece BNC/TNC (Kings, ADC, Amphenol, etc.)	
 RG59, RG6, Belden 8281, Belden 1694A	HDTV BNC/TNC/CATV "f" True 75-ohm	0.324" (8.2mm), 0.255" (6.5mm), 0.068" (1.7mm) HEX & 0.052" (1.3mm), 0.042" (1.0mm) SQ	PA8003 PA1367	PA2649	Common 2-piece and 3-piece BNC/TNC (Kings, ADC, Amphenol, etc.)	
 RG6, Belden 1694, Belden 1694A	HDTV BNC/TNC True 75-ohm	0.278" (7.0mm), 0.275" (6.9mm), 0.068" (1.7mm) HEX & 0.042" (1.0mm) SQ	PA8004 PA1368	PA2657	Common 3-piece BNC/TNC (Kings & ADC HDTV)	
 RG58, Mini-59, RG-174, small coaxial	SMA, SMB, Mini-59 BNC/TNC, Mini-UHF	0.128" (3.2mm), 0.213" (5.4mm), 0.197" (5.0mm), 0.178" (4.5mm), 0.068" (1.7mm) HEX & 0.042" (1.0mm) SQ	PA8005 PA1363	PA2653	Common 2-piece and 3-piece SMA/SMB/BNC/TNC & Mini-UHF	
 RG58, RG174, AT&T 735, 50 and 75-ohm	Thinnet, BNC/TNC, Mini-UHF	0.213" (5.4mm), 0.178" (4.5mm), 0.068" (1.7mm) HEX & 0.042" (1.0mm) SQ	PA8006 PA1335	PA2046	50/75 ohm small 2-piece & 3-piece BNC/TNC (Kings, ADC, etc.)	
 RG59, RG62, Belden 8281, 50 and 75-ohm	BNC/TNC and Mini-UHF	0.315" (8.0mm), 0.252" (6.4mm), 0.068" (1.7mm), HEX 0.042" (1.0mm) SQ	PA8007 PA1336	PA2047	75 ohm 2-piece & 3-piece BNC/TNC (Kings, ADC, Amphenol, etc.)	
 RG174, RG179 and Small Cable Connection	BNC/TNC	0.178" (4.5mm), 0.128" (3.2mm), 0.068" (1.7mm) HEX	PA8008 PA1338	PA2051	Common 2-piece and 3-piece BNC/TNC/SMA/SMB	
 RG58, RG59, RG62AU, RG6 Teflon/Plenum	BNC/TNC	0.325" (8.2mm), 0.215" (5.46mm), 0.065" (1.7mm) HEX	PA8009 PA1347	PA2075	2-piece and 3-piece BNC/TNC AIM/Cambridge	
 RG6, RG58	BNC/TNC	0.320" (8.13mm), 0.210" (5.33mm), 0.185" (4.7mm) HEX	PA8010 PA1348	PA2076	2-piece BNC/TNC AIM/Cambridge, Kings, Amphenol	
 Belden 1694A, Belden 1695A	BNC/TNC	0.315" (8.0mm), 0.68" (1.7mm) HEX	PA8011 PA1349	PA2082	Common 2-piece and 3-piece BNC/TNC	
 RG6 and RG6 Quad, Belden 1694A	BNC and CATV "F" Type & HDTV	0.360" (9.1mm), 0.324" (8.2mm), 0.068" (1.7mm) HEX	PA8012 PA1356	PA2045	Common 2-piece and 3-piece BNC/TNC and CATV "F" 2-piece	
 RG59, RG6 Video Cable	CATV "F" Type	0.346" (8.8mm), 0.319" (8.2mm), 0.256" (6.5mm) HEX	PA8013 PA1328	PA2042	Crimps Ferrules or Sleeves Only	
 RG8, RG11, RG213	N-Type	0.429" (10.9mm), 0.100" (2.54mm), 0.080" (2.03mm) HEX	PA8014 PA1365	PA2656	Common 2-piece and 3-piece "N"-Type (Kings, ADC, Amphenol, etc.)	
 RG8, RG11, RG213, RG216	N-Type, MS39012 Type	0.415" (10.5mm), 0.095" (2.4mm) HEX	PA8015 PA1319	PA2039	Crimps Pins and Ferrules	
 RG8, RG213	BNC/TNC	0.402" (10.2mm), 0.094" (2.4mm), 0.079" (2.0mm) HEX	PA8016 PA1337	PA2050	Common 2-piece and 3-piece BNC/TNC	
 Belden 1855A, 1865A, 1505A, 1505F, 1694A, 1694F, 179DT	HDYV BNC/TNC True 75-ohm	0.178" (4.5mm), 0.255" (6.5mm), 0.278" (7.0mm), 0.068" (1.7mm), 0.041" (1.0) HEX	PA8049 PA1389	PA2699	Kings, ADC, B&L, Trompeter, Amphenol, Switchcraft	

Teflon® is a registered trademark of DuPont

## CrimpALL® Interchangeable Die Sets for Modular Plugs

DESCRIPTION				CAT. NO.	CAT. NO.	
CABLE TYPE	CONNECTION	CRIMP SIZES	TOOL WITH DIE	DIE ONLY	REMARKS	
  RJ45 - 8P8C (8 Pin)	Flat/Round, Solid/Stranded	RJ45 Unkeyed WE and SS	PA8030 PA1307	PA2061	Western Electric (WE)/Stewart Connector (SS)	
  RJ11 & RJ12 - 6P6C, 6P4C, 6P2C	Flat/Round, Solid/Stranded	RJ11 & RJ12 Unkeyed WE and SS	PA8031 PA1340	PA2062	Western Electric (WE)/Stewart Connector (SS)	
  RJ22 Handset - 4P4C (4 Pin)	Flat/Round, Solid/Stranded	4 Pin Handset WE and SS	PA8032	PA2063	Western Electric (WE)/Stewart Connector (SS)	
  RJ45 - 8P8C (8 Pin)	Flat/Round, Solid/Stranded	RJ45 Unkeyed AMP	PA8033 PA1342	PA2064	AMP (Tyco) Inc. Connectors Only	
  RJ11 & RJ12 (6P6C, 6P4C, 6P2C)	Flat/Round, Solid/Stranded	RJ11 & RJ12 Unkeyed AMP	PA8034	PA2065	AMP (Tyco) Inc. Connectors Only	
  RJ11 DEC-MMJ OFFSET-6P6C	Flat/Round, Solid/Stranded	RJ11 DEC/MMJ OFFSET	PA8035 PA1344	PA2067	AMP (Tyco) Inc. Connectors Only	
  RJ50 - 10P10C (10 Pin)	Flat/Round, Solid/Stranded	RJ50 Unkeyed WE and SS	PA8036 PA1345	PA2068	Virginia Plastics (VP)	
  British Telecom 6 Pole Plug	Flat/Round, Solid/Stranded	BT 6 Pole		PA2032	British Telecom Plugs Only	
  RJ45, Hirose Connectors, Short Body	Rounded, Shielded (STP)	RJ45 STP Hirose Connectors, Short Body		PA2672	Hirose	
  RJ45, Molex Connectors for 5.0 dia. Cable	5.0mm Dia. Round, Shielded (STP)	RJ45 STP Molex Connectors, 5.0mm dia. cable	PA1373	PA2673	Molex	
  RJ45, AMP/Molex Connectors for dia. Cable	6.0mm Dia. Round, Shielded (STP)	RJ45 STP AMP & Molex, 6.0mm dia. cable		PA2674	AMP (Tyco) Inc. & Molex	

## CrimpALL® Interchangeable Die Sets for Specialty Crimpers

DESCRIPTION				CAT. NO.	CAT. NO.	
CABLE TYPE	CONNECTION	CRIMP SIZES	TOOL WITH DIE	DIE ONLY	REMARKS	
 RJ45 WE/SS & RG6/RG6 Quad CATV "F"	UTP 4-Pair & RG6/RG6 Quad	RJ45 WE/SS 8-pin & 0.360" (9.1mm) HEX/0.324" (8.2mm) HEX	PA8045 PA1387	PA2687	For standard RJ45 WE/SS Modular Plugs & 1-piece RG6/RG6 Quad CATV "F" conns.	

**N** = NEW PRODUCT

**R** = REPLACEMENT PART

**A** = ACCESSORY

**B** = BARE TOOL



## CrimpALL® Interchangeable Die Sets for Insulated Terminal Crimpers

DESCRIPTION				CAT. NO.	CAT. NO.	
CABLE TYPE	CONNECTION	CRIMP SIZES	TOOL WITH DIE	DIE ONLY	REMARKS	
	Insulated Terminals and Lugs	Solid or Stranded Wire, 22-10 AWG (.34 - 6 mm <sup>2</sup> )	12-10 (Yellow), 16-14 (Blue), 22-18 (Red), (6-4 / 2.5 - 1.5 / .34 - .75 mm <sup>2</sup> )	PA8021 PA1305	PA2035	For Large Professional Terminals (Panduit, T & B, etc.)
	Insulated Terminals and Lugs	Solid or Stranded Wire, 22-12 AWG (.34 - 4 mm <sup>2</sup> )	12-10 (Yellow), 16-14 (Blue), 22-18 (Red), (4/1.5 - 2.5 / .34 - .75 mm <sup>2</sup> )	PA8022 PA1308	PA2040	For Standard Commercial Terminals (Hardware Store Brands)
	Insulated Terminals and Lugs	Solid or Stranded Wire, 26-14 AWG (.10 - 2.5 mm <sup>2</sup> )	16-14 (Blue), 22-18 (Red), 22-26 (Yellow) (1.5 - 2.5 / .34 - .75 / .34 - .10 mm <sup>2</sup> )	PA8023 PA1334	PA2029	For Smaller Wire Barrel Terminals

## CrimpALL® Interchangeable Die Sets for Non-Insulated Terminal Crimpers

DESCRIPTION				CAT. NO.	CAT. NO.	
CABLE TYPE	CONNECTION	CRIMP SIZES	TOOL WITH DIE	DIE ONLY	REMARKS	
	Non-Insulated Terminals and Lugs	Solid or Stranded Wire, 22-8 AWG (.34 - .10 mm <sup>2</sup> )	10-8 / 14-12 / 18-16 / 22-20 (6 - 10 / 2.5 - 4 / .75 - 1.5 / .34 - .50 mm <sup>2</sup> )	PA8024 PA1322	PA2031	For Standard Commercial Terminals

## CrimpALL® Interchangeable Die Sets for Open Barrel, Box and Terminal Systems

DESCRIPTION				CAT. NO.	CAT. NO.	
CABLE TYPE	CONNECTION	CRIMP SIZES	TOOL WITH DIE	DIE ONLY	REMARKS	
	Open Barrel Non-Insulated Terminals, Narrow Lugs and Power Contacts	Solid or Stranded Wire, 22-10 AWG (.34 - 6 mm <sup>2</sup> ), F Type*	22-18 / 16-14 / 12-10 (.34 - .75 / 1.5 - 2.5 / 4-6 mm <sup>2</sup> )	PA8026 PA1306	PA2033	For Standard Commercial Terminals
	Open Barrel Non-Insulated Terminals, Wide Lugs and Power Contacts	Solid or Stranded Wire, 22-14 AWG (.34 - 2.5 mm <sup>2</sup> ), F Type*	16-14 / 22-18 (1.5 - 2.5 / .34 - .75 mm <sup>2</sup> )	PA8027	PA2096	For Standard Commercial Terminals
	Open Barrel D-Sub Contact Pins RS-232	Solid or Stranded Wire, 28-20 AWG (.08 - .50 mm <sup>2</sup> ), F Type*	28-24 / 22-20 (.08 - .2 / .34 - .5 mm <sup>2</sup> )	PA8029 PA1359	PA2097	For Standard D-sub Pins Only; not for HD D-sub

## CrimpALL® Interchangeable Die Sets for Wire Ferrules

DESCRIPTION				CAT. NO.	CAT. NO.	
CABLE TYPE	CONNECTION	CRIMP SIZES	TOOL WITH DIE	DIE ONLY	REMARKS	
	Insulated & Non-Insulated Wire Ferrules	Solid or Stranded Wire, 22-10 AWG (.34 - 6 mm <sup>2</sup> )	22-20 / 18-16 / 14-12 / 10 (.34 - .55 / .75 - 1.5 / 2.5 - 4 / 6 mm <sup>2</sup> )	PA8025 PA1360	PA2095	For DIN or US Type Wire Ferrules

### D-sub Indent Crimpers



- Adjustable Pin Height Locator
- Cushion Grips for comfort.

CAT. NO.	DESCRIPTION
PA1460	D-sub 4 Indent Crimper 26-20 AWG
PA1461	D-sub 4 Indent Crimper 20-12 AWG
PA1462	D-sub 8 Indent Crimper 26-20 AWG

### Electrical Terminal Crimper



- D-sub Pins & Sockets 26-28 AWG.
- Butt-Insulated Connectors 22-26 AWG.
- Telephone Piercing Spade Lugs 22-26 AWG.
- Open Barrel Connectors 14-18, 20-22 AWG.

CAT. NO.	DESCRIPTION
PA1176	Multi-Purpose Electrical Terminal Crimper

### EDAC/ELCO Crimper



Pin locators



- Crimp tool for broadcast professionals terminating loose 28-18 AWG (.08-75 mm<sup>2</sup>) EDAC and ELCO rack and panel open barrel contacts.
- Crimps EDAC pins 516-290-590 & 516-290-591 along with ELCO pins 000-60-8017-03-13
  - Embedded pin locators properly align pins to ensure accurate, reliable crimping
  - Fully-ratcheted to prevent under crimping
  - Requires low hand force and provides superior crimp force
  - True ergonomic design for extreme comfort and performance
  - Non-slip, soft rubber handles
  - Double-plated for extended long-life and crimping accuracy
  - Factory-calibrated and set for precision

**SPECIFICATIONS**

**Weight** 19 oz. (538 g)

CAT. NO.	DESCRIPTION
PA1670	EDAC/ELCO Crimper



## Open Barrel Contact Pin Crimper



Professional crimping tool for open-barrel box and round connector contacts with a wire range of 30-18AWG (0.05-.75 mm<sup>2</sup>)

- Precision fixed dual-plate dies for crimp accuracy
- Crimps non-insulated terminal lugs, cable lugs and parallel and serial splices or "F-Type"
- Works with Molex, Waldom & Leoco-type connectors
- Durable steel construction for long life
- Rubber-embedded ergonomic handles for low-effort operation

### SPECIFICATIONS

<b>Weight</b>	14 oz. (400 g)
<b>Range</b>	Small: 30-24 AWG (0.05-.20 mm <sup>2</sup> ) Medium: 22-18 AWG (.34-.75 mm <sup>2</sup> )

CAT. NO.	DESCRIPTION
PA1645	Open Barrel Contact Pin Crimper

## Open Barrel Contact Pin Crimper



Professional crimping tool for open-barrel box and round connector contacts with a wire range of 24-14 AWG (0.2-2.5 mm<sup>2</sup>)

- Precision fixed dual-plate dies for crimp accuracy
- Built-in locator
- Crimps non-insulated terminal lugs, cable lugs and parallel and serial splices or "F-Type"
- Works with Molex, Waldom & Leoco-type connectors
- Durable steel construction for long life
- Rubber-embedded ergonomic handles for low-effort operation

### SPECIFICATIONS

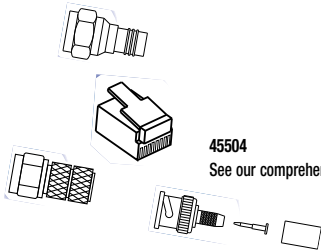
<b>Weight</b>	14 oz. (400 g)
<b>Range</b>	Small: 24-22 AWG (0.05-.20 mm <sup>2</sup> ) Medium: 18-14 AWG (.34-.75 mm <sup>2</sup> )

CAT. NO.	DESCRIPTION
PA1631	Open Barrel Contact Pin Crimper

## Kwik Cycle® 9" Crimp Frame




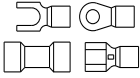

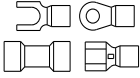

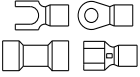

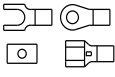
- Used to manually crimp a wide variety of connectors and terminals to factory specifications.
- Frame features a precision full-cycle ratchet for accurate, repeatable crimps every cycle.
- Crimp release lever improves throughput by eliminating rejected terminations due to improper connector positioning.
- Frame features a tension adjustment preset at the factory for optimum performance.
- High-leverage force and ergonomically-designed handle provides comfortable use.
- Frame and dies are manufactured from heat-treated, hardened tool steel for superior function and long life.
- All die sets are easily interchangeable with a simple screwdriver.



45504  
See our comprehensive line of connectors on pages 288-297.

CAT. NO.	UPC NO.	DESCRIPTION
45504	45504	Kwik Cycle 9" Crimp Frame

## Kwik Cycle® 9" Interchangeable Die Sets for Insulated & Non-Insulated Terminals

DESCRIPTION			CAT. NO.	UPC NO.	CAT. NO.	UPC NO.
CONNECTION	FEATURES	TOOL WITH DIE	DIE ONLY			
 22-10 AWG	 Color Coded nests for easy identification Standard insulated terminals, ring tongue, spade lug, slide on and butt splices	45500	45500	45509	45509	
 22-10 AWG	 Color Coded nests for easy identification for fully insulated slide-on style connectors AMP Ultrafast™ style	45501	45501	45570	45570	
 26-16 AWG	 For mini insulated terminals with smaller wire barrels. Ring tongue, spade, slide on and butt splices			45565	45565	
 22-8 AWG	 For non-insulated terminals and splices	45505	45505	45507	45507	

## Heat Gun



- Electronic variable heat control ranging from 250-1100° F (120-590° C).
- Two speeds: high & low.
- Double insulation safeguards injury from possible electrical failure inside gun.
- Comfortable, lightweight design reduces operator fatigue.
- Three nozzles included: window nozzle, deflection nozzle and .47" (12 mm) focusing nozzle.
- UL listed.

### SPECIFICATIONS

<b>Power reqs.</b>	120VAC 60 Hz
<b>Current draw</b>	7.5 amps max.
<b>Power cons.</b>	1200 watts max.

CAT. NO.	DESCRIPTION
PA1873	Heat gun

## Desoldering Tools



- Removes solder with simple push-button operation.
- Standard (regular & anti-static) replacement tips available.
- Repair kits come complete with replacement spring and suction rods.
- Durable metal frame.

CAT. NO.	DESCRIPTION: DESOLDERING TOOLS
PA1700	Desoldering tool (standard)
<b>R</b> PA2712	Standard replacement tip

## Cable Tie Gun



- For use with plastic cable ties up to 0.25" (6.35 mm) in width.
- Neatly fastens and cuts in one action.
- Adjustable tension for changing cable bundle pressure.
- Automatic cable tie cut off.

CAT. NO.	DESCRIPTION
PA1828-1	Cable tie gun

Note: Leaves 1 mm tab of lock after cut is made.

## Kwik Cycle® Cable Tie Guns



- Tension adjustment allows the user to adapt the tool to the size of the tie.
- Automatic cut-off eliminates sharp edges on ties.

CAT. NO.	UPC NO.	DESCRIPTION
45306	45306	Standard Cable Tie Gun
45300	45300	Heavy-Duty Cable Tie Gun

# HDMI TOOLS

## HDMI®\* HDFT™ Termination Tool

NEW PRODUCT



- Use with Greenlee® 24 AWG HDFT™ Cable & Connectors.
- Terminates cable using HDFT™ connectors and trims excess wire in one step.
- Ratcheted handles for uniform, complete crimping cycle.
- Interchangeable crimping die sets.
- Includes 8000 Series Frame, HDFT™ Die Set and HDFT™ Assembly Fixture.



VIDEO

A PRODUCT VIDEO IS AVAILABLE, SCAN THIS QR CODE OR VISIT: [www.youtube.com/GreenleeDEMO](http://www.youtube.com/GreenleeDEMO)

CAT NO.	UPC NO.	DESCRIPTION
PA8700	00097	Termination Tool with metal loading fixtures
PA4002	00096	Metal Loading Fixture (for use in PA8700 Termination Tool)

## HDMI®\* HDFT™ Cable Prep Tool

NEW PRODUCT



- Use with Greenlee® 24 AWG HDFT™ cable & connectors.
- Cuts 24 AWG HDFT™ cables, strips outer jacket and twisted pair shielding.
- Curved blade for cutting HDMI®\* and HDFT™ cables.
- Precision stripping cavity for removing outer jacket on 24 AWG HDFT™ cables.
- Exclusive cavity for removing twisted pair shielding on 24 AWG HDFT™ cables.

CAT NO.	UPC NO.	DESCRIPTION
PA1192	00072	Cable Prep Tool

## 24 AWG HDMI®\* Field Terminating Cable

NEW PRODUCT



- Use with Greenlee® HDFT™ Connectors.
- Make premium HDMI®\* High Speed with Ethernet cables.
- Supports HDMI®\* 1.4 features: 3D, Ethernet and Audio Return.
- 100' 24 AWG HDFT™ cable.
- Solid-core long grain copper.
- Fifth twisted pair for Ethernet and audio return.
- Other HDMI®\* 1.4\*\* features supported: 10.2 Gbps Data Rate, 3D Video Formats, Deep Color and 4k x 2k Resolution.

CAT NO.	UPC NO.	DESCRIPTION
FTHD24-100	00079	100' 24 AWG Field Terminating Cable

## HDMI®\* Field Terminating Connectors

NEW PRODUCT



- Make custom length, premium HDMI®\* cables.
- Eliminates cable clutter.
- Costs less than pre-terminated cables.
- 10 or 50 pack – 24 AWG HDFT™ Connector Components.
- Use With Greenlee® 24 AWG HDMI®\* Field Terminating Cable only.
- Includes main connector terminal block and wire guides.
- Guides are mated and color-coded for 24 AWG HDMI®\* Field Terminating cable.
- Make custom length, premium HDMI®\* High Speed with Ethernet cables.

CAT NO.	UPC NO.	DESCRIPTION
HDCN24-10	00073	Field Terminating Connectors (10 Pack)
HDCN24-50	00074	Field Terminating Connectors (50 Pack)

\*HDMI Equivalent  
HDMI®\* Registered trademark of HDMI Licensing, LLC  
HDFT™ Trademark owned by the Quest Group

**N** = NEW PRODUCT

**R** = REPLACEMENT PART

**A** = ACCESSORY

**B** = BARE TOOL



## HDFT™ Pro Deluxe Kit

**NEW PRODUCT**



- Make custom length, premium HDMI®\* cables.
- Eliminates cable clutter.
- Costs less than pre-terminated cables.

### 14 Piece Kit Includes:

- 1) PA1192 HDMI®\* HDFT™ Cable Prep Tool
- (1) PA8700 HDMI®\* HDFT™ Termination Tool
- (10) HDCN24-10 HDMI®\* Field Terminating Connectors
- (1) PA1175 Media Cable Cutter
- (1) TC-30 Deluxe Carrying Case

CAT NO.	UPC NO.	DESCRIPTION
PA4017	00099	Pro Deluxe Kit

## HDFT™ Pro Kit

**NEW PRODUCT**



### 12 Piece Kit Includes:

- (1) PA1192 HDMI®\* HDFT™ Cable Prep Tool
- (1) PA8700 HDMI®\* HDFT™ Termination Tool
- (10) HDCN24-10 HDMI®\* Field Terminating Connectors

CAT NO.	UPC NO.	DESCRIPTION
PA4019	00101	Pro Kit

## Pro HDMI® Cable Tester

**NEW PRODUCT**



- 14 LED readout for easy checking.
- Sweep function checks for crossed wires.
- 9V battery included.

CAT NO.	UPC NO.	DESCRIPTION
PA1599	00075	Pro Cable Tester

## HDFT™ Die Set

**NEW PRODUCT**



- Precision cast 4140 steel for durability.
- High tensile steel cutting blades for long life.
- Error-proof design avoids misalignment.

CAT NO.	UPC NO.	DESCRIPTION
PA4003	00098	Die Set

*\*HDMI Equivalent  
HDMI®\* Registered trademark of HDMI Licensing, LLC  
HDFT™ Trademark owned by the Quest Group*

# WIRE & CABLE IDENTIFICATION

## Classic 77 Series Tone Generators

FEATURES / SPECIFICATIONS	77HP-G	77HP-G/6A	77M-G
Selectable Warble Tone	✓	✓	✓
Continuity Testing	LED & Beeper	LED & Beeper	LED
Polarity Testing	✓	✓	✓
Talk Battery Supply	✓	✓	✓
Two-line Modular Test Lead (RJ-11)	✓	✓	
Three-color LED (identifies AC ring voltage)	✓	✓	✓
Weather-Resistant Design	✓	✓	✓
Bent Nose Clips with Bed-of-Nails Penetrator	✓	✓	
RJ11 & RJ45 socket	✓	✓	
Lanyard	✓	✓	
Battery Operated (9V not included)	✓	✓	✓



77HP-G



77HP-G/6A



77M-G

## Classic 77 Series Tone Generators

Permits technicians to identify the conductor within a bundle, at a cross-connect point or at the remote end. Can be used on twisted pair wiring (telecom, datacom, etc.), single conductors, coaxial cables, de-energized AC wiring and most other wiring.



77HP-G

CAT. NO.	UPC NO.	DESCRIPTION
77HP-G	49991	77H-GP Tone Generator
77HP-G/6A	49992	77HP-G/6A Tone Generator (ABN clips)
77M-G	49993	77M-G Tone Generator (basic)

Note: Not for use on energized AC wiring

CAT. NO.	UPC NO.	DESCRIPTION
77CS	08686	Leather Belt Holster for Classic 77 Series Tone Generators



77CS

## Replacement Piercing Clips



- These traditional telco-style clips can be used with almost any style cordsets.
- Clips feature bent nose design for use on 66 style punchdown blocks and bed-of-nails penetrator for use on insulated wires.
- Package of two clips with red and black boots.

CAT. NO.	UPC NO.	DESCRIPTION
RPC	08710	Piercing Clips

## Station Master Pro



- Troubleshoot irrigation systems.
- Activate and cycle solenoids.
- Test solenoids for continuity.
- Send tone to identify wires.
- Measure clock voltage.
- Low battery indication.
- Easy-to-understand LEDs.
- Test leads with Bed-of-Nails and piercing Pin Clips.
- 1-year limited warranty.

### SPECIFICATIONS

<b>Minimum Voltage for Clock LED</b> (LED intensity increases as voltage increases)	15 VAC
<b>Minimum Battery while Testing</b>	10.5 VDC
<b>Maximum Input Voltage between Test Leads</b>	28 VAC
<b>Solenoid Circuit Recharge Time</b>	2.5 seconds
<b>Maximum Distance Range to Activate one Solenoid</b>	12 AWG Loop 3000-13000 feet 14 AWG Loop 2000-8500 feet 18 AWG Loop 500-3000 feet
<b>Power Source</b>	9V alkaline batteries
<b>Battery Life</b>	3 hours continuous
<b>Operating/Storage Temp.</b>	32°F - 122°F (0° - 50°C)

CAT. NO.	UPC NO.	DESCRIPTION
24B	86786	Station Master Pro

## Station Master Pro Kit



- Troubleshoot irrigation systems.
- Chatter mode for audible locating of valves.
- Activate any 24V AC valve solenoid.
- Test solenoids for continuity.
- Send tone to identify wires.
- Check clock AC voltage.
- Low battery indication.
- Easy-to-understand LEDs.
- Test leads with 'bed-of-nails' and piercing pin plips.
- Tracing valve wiring.
- Locates underground solenoids.

### SPECIFICATIONS

<b>Minimum voltage for clock LED</b>	15 VAC
<b>Minimum battery while testing</b>	10.5 VDC
<b>Maximum input voltage between test leads:</b>	28 VAC
<b>Solenoid activate output voltage:</b>	27 to 18 VAC
<b>Battery:</b>	2 - 9V Alkaline batteries
<b>Operating/storage temperature:</b>	32°F to 122°F (0°C to 50°C)
<b>Relative humidity (max):</b>	80%

CAT. NO.	UPC NO.	DESCRIPTION
24BK	86787	Station Master Pro Kit

## Professional GX Series Tone Generators



- Microprocessor controlled circuitry for increased reliability.
- Two-line polarity indication for fast outlet identification.
- Automatic shutoff to prevent battery drain.
- Snag-proof boot prevents broken plug tabs.
- Convenient wrist/hanging lanyard.
- Three distinct, selectable tone signal outputs for multiple line identification.
- Two selectable tone power outputs for use on open and shorted pairs.
- Independent continuity test function.
- Independent talk battery supply with higher output voltage.
- Fixed alligator clips and removable modular plug for multiple connection options.
- 77GX2 includes premium telco-style bent nose clips with piercing pin and bed-of-nails connectors.

CAT. NO.	UPC NO.	DESCRIPTION
77GX	60556	77GX Tone Generator
77GX2	60560	77GX2 Tone Generator

*Note: Not for use on energized AC wiring*

## AdapToner Modular Breakout Tone Generator



- The AT8 Tone Generator makes it simple to test continuity, polarity, send tone and even supply talk battery to any configuration of pairs in 8-position modular jacks and plugs.
- Combines the features of our tone generators and a modular breakout adapter.
- In-line testing is made simple with both a modular plug and jack on each unit.
- 8-position "snag-proof" modular plug.
- 8-position jack with protective cover.
- Quick reference guide with common wiring configurations.
- Selectable solid/warble tone signal.
- Tone, continuity and talk battery supply using alligator clips.
- Weather-resistant design.
- Battery operated (9V not included).

CAT. NO.	UPC NO.	DESCRIPTION
AT8	08693	AdapToner Modular Breakout Tone Generator

*Note: Not for use on energized AC wiring*



## LAN Toner with HUB Blink and Detect



- The LAN Toner is designed for the network installation and maintenance professional and can be used on any wiring system including datacom, telecom, security/alarm, audio and CATV.
- Blinks HUB, Switch Port, and PC activity lights for fast identification.
- Detect LAN hubs & switches.
- Provides tone signaling, continuity testing and telephone line polarity indication combined with a modular breakout adapter.
- Selectable tone outputs for identifying multiple cable runs.
- Includes multiple connection options.

CAT. NO.	UPC NO.	DESCRIPTION
AT8L	60583	LAN Toner

*Note: Not for use on energized AC wiring*

## Tone Test Set



- Our most comprehensive tone test set.
- Traditional alternating tone signal for wire identification.
- Audible line condition testing (level) indicates dead, working and off-hook lines.
- Line 1 and 2 polarity testing using 4-conductor modular plug.
- Improved talk battery supply for communication over inactive pairs.
- Tone and test functions using either modular plug or 24" alligator clip leads.
- Audible resistance level measurement.
- Audible capacitance level measurement.
- Battery operated (9V not included).

CAT. NO.	UPC NO.	DESCRIPTION
600LS	08680	Tone Test Set

*Note: Not for use on energized AC wiring*

## Alarm Loop Verifier/Tone Generator



- Designed specifically for the security and alarm industry, the PE620 can be connected to a Normally Open or Normally Closed loop pair and provides a distinct audible tone when the alarm condition occurs.
- Latching feature provides a simple method for identifying intermittent failures ("swingers") and confirming operation of switches at remote locations.
- In the latching mode, the unit will catch the alarm condition and continue sounding until the tester is reset.
- As a tone generator, the unit provides a traditional variable tone that can be applied using the 24" red and black test leads or a convenient 6-position modular plug.
- Convenient magnetic back plate allows the PE620 to be mounted directly to the control panel cabinet or door.
- Battery operated (9V not included).

CAT. NO.	UPC NO.	DESCRIPTION
PE620	08665	Alarm Loop Verifier/Tone Generator

Note: Not for use on energized AC wiring

## Data Mate® Precision Tracing Tone Generator



- Trace wire or cable without interfering with digital two-way cable or ADSL services.
- The model 7780 Data Mate Precision Tone Generator is intended to provide tone for tracing and troubleshooting communication circuits without disrupting digital traffic on the line or adjacent lines.
- The high purity of the tracing tones combined with internal isolating filters allows safe tracing on circuits that carry digital services above the baseband (two-way cable and ADSL).
- The high-power differential output of the 7780 makes tones easy to find, even over long distances. Also useful for continuity testing and polarity testing, the 7780 provides the standard warble tone and talk battery supply.
- High Power Tone Output.
- Line Voltage and Polarity Indication.
- High Purity Tone Signal.
- Low Crosstalk.
- Low Battery Indicator.
- Filter-isolated Circuitry.
- Two-way Broadband Compatible.
- Modular and Telco Pro Alligator Leads.
- ADSL Service Compatible.
- Long Range.
- Popular, Standard Warble Tone Frequencies Continuity Testing
- Compatible with existing tone.

### SPECIFICATIONS

#### Electrical

Output Power	+9dBm
Output Signal Frequency	577/982 Hz alternating
Output Impedence	3,500 ohms minimum, 25kHz to 1.1 MHz

#### Mechanical

Length 5.5" (140 mm)	Depth 1.0" (25 mm)
Width 2.25" (57 mm)	Weight 0.38 lbs. (0.17 kg)

CAT. NO.	UPC NO.	DESCRIPTION
PE7780	60777	Data Mate Tone Generator

Note: Not for use on energized AC wiring

## Tone Probes Selection Guide

MODEL NO.	200B-G	200EP-G	200GX	200FP	200XP	500XP
Powerful 2" Rear-fire Speaker	✓	✓	✓	✓	✓	✓
One-button Operation	✓	✓	✓	✓	✓	Two-Button
Adjustable Volume Control	✓	✓	✓	✓	✓	✓
LED for Visual Signal Strength Indication		✓	✓	✓	✓	✓
Recessed Tabs for Telephone Test or Headset Connection			✓	✓	✓	
Headset Jack (audio shock protected)		✓				✓
LED Flashlight		✓				
Noise Filtration				✓	✓	✓
Replaceable Tip	✓	✓	✓	✓	✓	✓
Five-Minute Auto Shutoff				✓	✓	✓
Low-battery Indicator				✓	✓	✓
Battery Operated (9V not included)				✓	✓	✓
Water Resistant					✓	✓
"Mains Power" Warning (acAlert™)						✓
Patented				✓	✓	✓



## Tough & Water Resistant Multi-Filter Tone Probe

**NEW PRODUCT**



- Water resistant (floats) and tough, combined with all the very best digital signal processing filtering 500XP will help identify signals buried in the worst of noise.
- Cancels all 50 and 60 Hz "mains" harmonics and homes in on key 577 Hz and 983 Hz frequencies if needed.
- Simple two-button operation with dual signal strength indicating LEDs can work with any tone generator.
- Headset allows discrete use in quiet environments and can help in acoustically noisy areas.
- acAlert™ helps warn users if brought near hazardous ac power voltages which may be inaudible if using the advanced filtering.

CAT. NO.	UPC NO.	DESCRIPTION
500XP	01125	500XP Pair Tracing Probe (POS)
500XPB	01085	500XP Pair Tracing Probe (Boxed)
HS001	01126	Replacement Headset

## Tone Probe Amplifiers



- Used in conjunction with any tone generator, Tone Probe Amplifiers permit wire and cable identification without having to make direct metallic contact with the conductor.
- All models feature a powerful speaker for noisy environments, recessed on/off button control and high gain for accurate wire identification in congested cable bundles and equipment rooms.
- The 200B-G also includes adjustable volume control for precise identification.
- The 200GX also includes an LED for visual signal strength indication and recessed telephone test set connectors.
- The 200EP-G also includes a headset jack (audio shock protected) and an LED Flashlight for working safely behind furniture, inside racks or in dim lighting conditions.

CAT. NO.	UPC NO.	DESCRIPTION
200B-G	49986	Tone Probe, Basic
200GX	60557	Tone Probe, Standard
200EP-G	49987	Tone Probe, Standard, with Headset Jack & Flashlight
200C	08670	Leather Belt Holster for 200 Series Tone Probe Amplifiers

### Filter Tone Probe



- By selectively filtering out 60Hz (or 50Hz) and its harmonics, the 200FP can be used with any tone generator for faster, more accurate, cable and wire identification.
- Slim, comfortable design for use in limited-space areas.
- Recessed on/off push-button control to conserve battery life.
- Adjustable sensitivity/volume control to increase accuracy.
- Blended carbon/plastic tip to reduce the risk of shorting terminals.
- Patented.

CAT. NO.	UPC NO.	DESCRIPTION
200FP	08672	Filter Tone Probe (60Hz mains)
200FP/50	60467	Filter Tone Probe (50Hz mains)


### Multi-Filter Tone Probe



- Single button selects between default mode and two kinds of powerful noise filters.
- Filtering means faster, more accurate pair tracing.
- Digital signal processor for accuracy and sensitivity.
- Durable, light weight.
- Audible and visible signal detection.
- Continuous, wide-range volume control.
- Butt set terminals.
- Field replaceable tip, spare tip included.
- Uses a single 9 V battery.
- One probe for many applications.
- Works with any tone generator.
- The narrowband filter mode is especially well suited for 577Hz Telco tone sources and a version is available for 1kHz systems (983Hz).

CAT. NO.	UPC NO.	DESCRIPTION
200XP	60887	Multi-Filter Tone Probe (60Hz mains, 577Hz narrowband)
200XP/50	60888	Multi-Filter Tone Probe (50Hz mains, 983Hz narrowband)

### Replacement Plastic Tips for 200 Series Probes



- Plastic tips perform much the same as traditional metal tips while reducing the risk of shorting terminals.
- Specially formulated with a carbon powder and carbon fiber blended plastic.
- Tips fit 200B, 200EP, 200GX, 200FP and 200XP probes.
- RPT-1 comes with two pencil-style tips and two spade-style tips.

CAT. NO.	UPC NO.	DESCRIPTION
RPT-1	08711	Plastic Tips for 200B, 200EP, 200FP and 200XP
RPT-2	60561	Plastic Tips for 200GX

### Replacement Metal Tips for 200B and 200EP Probes



- Metal tips provide maximum performance when probing insulated wires or making direct metallic contact.
- Made of nickel-plated brass.
- Tips fit 200B and 200EP probes.
- Package contains two pencil-style tips.

CAT. NO.	UPC NO.	DESCRIPTION
RMT-1	08709	Metal Tips for 200B and 200EP Probes

## Precision Tone Generator



- Used in the telecommunications industry for pair identification and fault locating.
- Supplies a precise 577.5Hz crystal controlled signal frequency.
- Variable output allows technicians to adjust signal strength to suit field conditions and improve accuracy.
- Designed to work with any common amplifier and exploring coil for aerial fault locating.
- For communications over inactive pairs, the unit supplies talk battery to power two telephone test sets (buttsets).
- Each of the three test leads is equipped with traditional bent nose piercing clips with "bed-of-nails" insulation piercing pins.
- The tone generator and test leads fit neatly in a durable, protective woven polyester carrying case with shoulder strap.
- Battery-operated (1 – 6V lantern included).

CAT. NO.	UPC NO.	DESCRIPTION
177	08657	Precision Tone Generator

### SPECIFICATIONS

<b>Power Requirements</b>	One 6V lantern battery
<b>Battery Life</b>	40 hours nominal
<b>Transmitter Frequency</b>	577.5Hz pulsed at 1Hz, crystal controlled
<b>Output Voltage</b>	0.1 to 80Vp-p
<b>Output Signal Level</b>	0 to +30dBm
<b>Construction</b>	High impact ABS plastic in woven polyester case
<b>Dimensions</b>	7.25" x 5.5" x 4.5" in case
<b>Weight</b>	3 lbs. with battery

## Load Coil Detector



- Designed for the telecommunications market, the 88 Load Coil Detector will identify the presence and count the number of load coils on an active or inactive circuit.
- No complicated screens or test instructions to decipher.
- Designed to withstand the rigors of daily use, the tester speeds troubleshooting dedicated data circuits. Simply connect the test leads and turn the switch.
- While gradually turning the control, the display will "kick" to signify each coil detected on the pair.
- Accurately identifies and counts up to four load coils on the circuit under test.

### SPECIFICATIONS

<b>Power Requirements</b>	One 9V battery
<b>Battery Life</b>	100 hours nominal
<b>Construction</b>	High impact ABS plastic
<b>Dimensions</b>	4 x 2.25 x 1.5"
<b>Weight</b>	5.8 oz. with battery

CAT. NO.	UPC NO.	DESCRIPTION
88	08656	Load Coil Detector

## T-Bug® Digital Signal Identifier



- Used to detect digital signals on twisted pair cables, identify and isolate digital pairs for special handling and help technicians avoid accidentally putting pairs out of service.
- Operation is non-invasive and does not involve metallic contact so there's no risk of service interruption.
- Simple to use – just place the probe between the pairs in question.
- Differential amplifier saves time by allowing the technician to determine whether the signal is truly present or is an induced signal from adjacent pairs.
- False readings due to noise are virtually eliminated.
- Continuous self test ensures that the unit is functioning properly.
- Emits both visible and audible indication when digital signals are present.
- Patented.

CAT. NO.	UPC NO.	DESCRIPTION
0134-0500	60764	T-Bug® Digital Signal Identifier

**Classic Tone and Probe Kits**

**NEW  
PRODUCT**



701K-G

- 701K-G Kits include the 77HP-G High Power Tone Generator and the 200EP Tone Probe Amplifier in a rugged, woven nylon carrying case (700C).
- 601K-G Kit is a more basic version of the 701K-G kit, and includes the 77M-G Tone Generator and the 200B-G Tone Probe amplifier in a zippered nylon pouch.

CAT. NO.	UPC NO.	DESCRIPTION
601K-G	49989	Classic Tone and Probe Kit, Basic
701K-G	49990	Classic Tone and Probe Kit, Standard
701K-G/6A	35775	Classic Tone and Probe Kit, Standard with ABN clips

**Premium Tone and Probe Kit**



- Designed for more accurate wire identification, the 801K virtually eliminates power-related noise from the tone and probe operation.
- Kit includes the 77HP/6A High Power Tone Generator and 200 FP Filter Probe in a convenient Cordura® case (700C).

CAT. NO.	UPC NO.	DESCRIPTION
801K	08690	Premium Tone and Probe Kit
801K/50	60466	Premium Tone and Probe Kit (50Hz)


**Xpert Tone and Probe Kit**



- The Xpert Tone and Pobe Kit includes the 77GX (or 77GX2) Tone Generator and 200XP Multi-Filter Tone Probe Amplifier in a rugged, woven nylon carrying case.
- Especially suited for tracing in noisy environments.

CAT. NO.	UPC NO.	DESCRIPTION
811K	36001	Tone and Probe Kit, Xpert
811K/6A-BOX	26375	Tone and Probe Kit, Xpert with ABN clips

**AdapToner Kit**



- Designed for fast, accurate wire identification by combining the features of our tone generators and modular breakout adapter.
- Kit includes the AT8 Modular Breakout Tone Generator and 200EP Inductive Amplifier in a convenient carrying case (700C).

CAT. NO.	UPC NO.	DESCRIPTION
AT8K	08694	AdapToner Kit

## 802K Digital LAN Tracing Kit



- The 802K Digital LAN Tracing Kit is a powerful, unique troubleshooting and tracing solution for LANs and other types of VDV wiring. The industry standard 200FP filter probe (60Hz) is designed to eliminate hum from fluorescent lights and AC power wiring that can obscure tracing tones.
- The AT8L LAN Toner not only generates multiple tracing tones and provides basic wiring tests, but indicates the presence of 10/100Base-T network service.

CAT. NO.	UPC NO.	DESCRIPTION
802K	36000	Digital LAN Tracing Kit

## LAN Toner Kit



- Designed for the network installation and maintenance professional, the LAN Toner sends tone and blinks HUB, Switch Port, and PC activity lights for fast identification. This kit can be used on any wiring system including Datacom, Telecom, security/alarm, audio and CATV.
- Kit includes the AT8L LAN Toner and the 200GX Inductive Amplifier in a rugged, woven nylon carrying case (700C).

CAT. NO.	UPC NO.	DESCRIPTION
AT8LK	60584	LAN Toner Kit

## CATV Cable Tone Test Kit



- Designed specifically for the CATV industry, this kit allows you to tone through splitters, directional couplers and traps.
- Simple to use, the 402K provides accurate results and will eliminate long delays trying to figure out non-tagged or mis-tagged cable drops.
- Kit includes one transmitter, one receiver, one male F-to-F connector adapter cable, one male F-to-alligator clip adapter cable and a carrying case (700C).
- Transmitter and receiver are equipped with female F-connectors.
- Three methods of signal reception: electrostatic pickup for non-terminated cables, electromagnetic pickup for terminated or shorted cables and direct connection when identifying in the presence of passive devices.
- In continuity mode, provides both audible tone and LED display.
- Identifies the presence of AC or DC voltage on the cable under test.
- Four selectable tone outputs for multiple line identification.

CAT. NO.	UPC NO.	DESCRIPTION
402K	08677	CATV Cable Tone Test Set
<b>R</b> 402T	60376	Transmitter
<b>R</b> 402R	60377	Receiver
<b>R</b> CS9	60374	Male to male F-connector adapter cable
<b>R</b> CS19	60378	F-connector to alligator clip

## Security and Alarm Kit



- Designed specifically for the security and alarm industry, the 620K provides a simple method for identifying intermittent failures (swingers) and confirming operation of switches at remote locations.
- To better satisfy industry requirements, we've combined the Model PE620 Tone Generator with the popular Model 200EP Inductive Amplifier in a durable woven nylon pouch (700C).

CAT. NO.	UPC NO.	DESCRIPTION
620K	08682	Security and Alarm Kit

## Tone and Probe Plus Cable-Check™



### RJ45 LAN Tester

- True cable mapping function identifies:
  - Good connection, opens, shorts and crosses.
  - Connector and cable pin-out.
  - Clear LED display for each pin and shield.
  - Shielded RJ45 modular plug socket.
- Automatic display of mapping with dual speeds: slow or fast.
- Tests RJ11 and RJ45 cables with runs up to 600'.
- Check polarity of telephone line.
- View telephone line status: dial tone, ringing or busy line.
- Provides talk power for telephone lines and butt set use.
- Selectable dual/single tone application for balanced and unbalanced circuits.
- Four tone generator patterns.
- Test continuity of wires, cables and loads.
- Tone generator features auto-off function.
- Jack for headset.
- Audible speaker with adjustable volume control.

CAT. NO.	DESCRIPTION
PA1573	Tone & Probe Plus Cable-Check Kit



**N** = NEW PRODUCT

**R** = REPLACEMENT PART

**A** = ACCESSORY

**B** = BARE TOOL



## Cabling Pouch



- Designed to hold a complete set of wiring tools including: any (one) 77 Series Tone Generator, any (one) 200 Series Inductive Amplifier, a punchdown tool, a cabling knife and scissors.
- Convenient loop to hold most telephone test sets.
- Removable "parts pouch" allows you to keep small components in reach.
- Made of a durable woven nylon.
- Fits belts up to 5" wide.

CAT. NO.	UPC NO.	DESCRIPTION
750C	08685	Cabling Pouch

## Tone and Probe Carrying Case



700C

- Allows you to build your own kit using any tone generator and 200 Series probe.
- Durable woven nylon.
- Fits belts up to 3" wide.

CAT. NO.	UPC NO.	DESCRIPTION
700C	08683	Tone and Probe Carrying Case
711CS	60559	Tone and Probe Carrying Case with belt hook

# STRUCTURED WIRING TESTERS

## NETcat® Pro 2 NC-500



NC-500



NC-510  
(NC-500 not included)

### NC-500 Contents:

- NETcat Pro 2 main unit with stylus
- Removable remote jack and patch lead test and ID unit
- Twisted-pair (modular RJ45), coax (F) and alligator clip test cords
- 9V alkaline battery

### NC-510 NETcat Pro 2 Accessory Kit Contents:

- Seven additional remote jack test and ID units, RJ45 and F (male)
- Carrying case to hold additional remote test ID units and content of NC-500 main kit

- Test and troubleshoot telephone, data and coax wiring.
- NETcat Pro 2 Additional Features:
  - Gigabit device capability detection (still detects 10baseT and 100baseT too).
  - Cable type, velocity of propagation library, user editable.
  - Power over Ethernet (PoE) detection.
  - Memo pad.
- Detect split pairs, short circuits, broken and crossed wires.
- Step TDR technology shows length to open or short of all pairs.
- Test shielded twisted-pair (STP), unshielded twisted-pair (UTP) & coaxial cables.
- Test patch cords and remote jacks.
- Touch-screen control, included stylus slots into main unit.
- Large icons ensure easy use with your finger too.
- Large 3" (76mm) backlit high-contrast (user adjustable) monochrome display is highly visible in dark or brightly lit areas.
- Remote test and ID unit stores in base of main unit.
- Can identify up to 8 remote test ID units (7 extra available in NC-510 accessory kit along with carrying case).
- Tone generator with four selectable precision frequency tones, compatible with Greenlee advanced digital signal processing probes.
- Operates on single 9V battery with low battery indication.

### SPECIFICATIONS

<b>Dimensions</b>	3.3" x 1.4" x 6.7" (8.5 cm x 3.5 cm x 17 cm)	
<b>Weight</b>	0.45 lb. (200 g)	
<b>Power</b>	9V Alkaline battery (PP3)	
<b>Requirements</b>		
<b>User Interface</b>	Display LCD	Dot Pixels: 128 x 128 dots
	Viewing Area	60.0 x 58.4
	Backlight	White LED
	Buttons	LCD touch-screen, Single momentary contact push button
<b>Environmental</b>	Operating Temperature	0°C to 50°C
	Storage Temperature	-20°C to 70°C
<b>Interface</b>	RJ45 shielded jacks	
<b>Connections</b>	F-type threaded female coaxial connectors	
<b>TDR</b>	User selectable based on a known cable length.	
<b>Calibration</b>	40% to 100% in steps of 1%	
<b>TDR Range</b>	0 to 2000 ft. -	
<b>Resolution</b>	1 ft. (0.3 m)	
<b>Accuracy to Open/Short</b>	±4% or 2 ft. (0.6 m) whichever is greater	
<b>Remote Identifier</b>	2000 ft. (609.6 meters) maximum distance	
<b>Wiremap</b>	358 ft (100 meters) maximum distance	

CAT. NO.	UPC NO.	DESCRIPTION
NC-500	23639	NETcat Pro 2 Digital VDV Wiring Troubleshooter
NC-510	23640	NETcat Pro 2 Accessory Kit w/carry case

## NETcat® Micro NC-100



- Tests shielded twisted pair (STP), unshielded twisted pair (UTP) and coaxial cables.
- TIA/EIA standard wiring pair verification.
- Detects shorts, opens, reversed polarity, crossed and split pairs.
- Generates three distinct, selectable digital tone patterns for cable tracing and troubleshooting.
- Tracing modes can be adjusted for high performance LAN cables.
- Complete set of connector types standard (telephone, LAN and coax).
- Nested remote allows end-to-end testing of all wiring types.
- Simple testing of LAN wiring and phone lines.
- Detection of common wiring and connector errors.
- Warning of hazardous voltages.
- Checks for reversed telephone wires.

### SPECIFICATIONS

<b>Dimensions</b>	150 x 70 x 33mm	
<b>Weight</b>	220g including remote unit and battery	
<b>Power Source</b>	9V Alkaline battery (PP3)	
<b>User Interface</b>	<b>Display LCD</b>	Icon and seven segment type
	<b>Backlight</b>	Green LED
	<b>Buttons</b>	Four momentary contact push button
<b>Environmental</b>	Operating Temperature	0°C to 50°C
	Storage Temperature	-10°C to 60°C
	Humidity	up to 95% non-condensing
<b>Interface Connections</b>	RJ45 shielded socket	
	RJ12 6-way socket	
	F-type threaded female coaxial connectors	
<b>Network Split Pair Detection</b>	Minimum cable length	2 to 3 meters (5 to 10 ft.) depending on cable type
<b>Pair Tracing Tones</b>	Alternating frequencies of 577Hz and 983Hz are produced at three user selectable rates. Designed for standard tone probes, but compatible with precision digital Greenlee tone probes.	

CAT. NO.	UPC NO.	DESCRIPTION
NC-100	23636	NETcat® Micro Digital Voice Data and Video Wiring Tester

## LAN ProNavigator™ Tester & Remote

Main



Remote

- Simple PASS/FAIL test results in one second allows technicians to quickly move on to the next test site.
- Generates oscillating audio tone for use with tone probes to locate cables.
- Tests data and telephone cables up to 320 feet (100 meters) for proper pairing for EIA/TIA-568A, EIA/TIA-568B, Token Ring, 10 Base T, and common Category 5 configurations.
- Tests unshielded UTP and shielded STP data cable.
- Detects good connections, open connections, crossed wires and split pairs.
- Tests common BNC connected 50 and 75 ohm coaxial cables up to 320 feet (100 meters) for continuity.
- Tests coaxial cable types RG58, RG59, RG6, RG6 Quad, Belden 8281, RG8, RG11 and more.
- Belt clips provided and lanyard holes embedded in case to attach to belt or wrist.
- Features low battery test and auto-off function to preserve battery life.
- Includes standard 9V battery.

CAT. NO.	DESCRIPTION
PA1543	LAN ProNavigator™ test set (main & remote), 2 RJ45 patch cords, 2 belt clips, 12 oz.(342 g)
PA901066	LAN ProNavigator™ test set (main & remote), 2 RJ45 patch cords, 2 BNC coaxial cables, 2 CATV "F"-to-BNC adapters, 1 BNC/BNC adapter, 1 shielded RJ45 coupler, 2 belt clips in durable case
PA901074	Adapter, CATV "F" (female) to BNC (male)

NOTE: May not be compatible with CAT-6 flat or oval cable, or bonded cable.

PA901066



**SPECIFICATIONS**

**Weight  
Dimensions**

	MAIN	REMOTE	KIT
Weight	8 oz. (228 g)	2 oz. (57 g)	2 oz. (1140 g)
Dimensions	5.25" x 6.75" x 2.25" 133 mm x 171 mm x 57 mm	3.45" x 1.6" x 0.9" 87 mm x 41 mm x 24 mm	8.5" x 7.6" x 3" 216 mm x 193 mm x 76 mm

## Wiremap Tester



468

- Quickly identifies opens, shorts, reversals and transposed pairs.
- Economical tester includes all the basic functions.
- Connecting the receiver unit automatically activates the test process.
- Sequencing red and green LEDs provide fast, accurate and simple-to-understand results.
- Alerts the technician if connected to an active circuit without harming the unit.
- Connect any eight-position modular plug to the appropriate jack on the transmitter and a sweeping tone signal is applied to all pairs.
- At the far end of the cable, use any Tempo inductive amplifier (probe) to locate the corresponding plug or jack.
- Battery operated (9V not included).

CAT. NO.	UPC NO.	DESCRIPTION
468	08661	Wiremap Tester
<b>R</b> 468C	60382	Carrying Case for the Wiremap Tester
<b>R</b> 468T	60379	Transmitter
<b>R</b> 468R	60380	Receiver
<b>R</b> CS10	60381	Modular Adapter Cable

## Data/Link ID and Cable-Check™



- Cable mapping function tests data & phone connection schemes including patch cords and installed cables.
- Identifies cross-over telephone connections.
- Detects PC (NIC) & HUB data transmissions and PC (NIC) & HUB NLP or FLP link pulse.
- Identify data & link transmission speeds with real time detection: 100/10 MB.
- Automatically scans with choice of slow or fast speeds.
- Low battery detection on LAN ID tester.
- Includes 9V battery, 2 RJ45 patch cords and durable nylon carrying case with belt loop.

CAT. NO.	DESCRIPTION
PA1576	Data/Link ID and Cable-Check™

**LAN Cable-Check™**



- Identifies cross-over telephone connections.
- Automatically scans when cables connected and unit turned on.
- Two scan speeds: fast or slow.
- Maps connector and cable pin-out.
- Tests cables up to 1,650' or 500 m.
- Also tests RJ11 connections using an RJ11 adapter (not included).
- 2, RJ45 patch cords and 9V battery included.
- Contained in a durable nylon carrying case with belt loop.

CAT. NO.	DESCRIPTION
PA1574	LAN Cable-Check™ Tester

**LAN and A/V Cable-Check™**



**Network**

- Tests RJ45 patch cords and network installations to identify good connections, opens, shorts or cross-connections.
- Identifies data and telephone connection schemes.
- Maps cable pin-out.

**Coax**

- Tests continuity of cords and installed cable runs.
- Identifies good connections, opens and shorts.

**Features and Benefits:**

- Automatic scanning.
- User selectable slow or fast speeds.
- Quickly check cable installations and patch cords.
- Easy-to-use with clear LED read-outs.

**Includes:**

- 2 RJ45 patch cords
- 9V battery
- 75-ohm male terminator
- Durable, nylon carrying case
- Cable TV "F" female adapter
- RCA to CATV "F" adapter.

CAT. NO.	DESCRIPTION
PA1594	LAN and A/V Cable-Check™

**PC Cable-Check® PRO**



- Quickly & easily troubleshoot cables to eliminate the cable as the source of a problem.
- True cable mapping for over 20 different cable types: BNC coax & S-Video, VGA, Firewire, USB & Mini-USB, PS/2, parallel printer, RS-232 serial and Cat5e or Cat6 LAN.
- Supports these connectors: male and female DB9, DB15, DB25 and HDB15; 36-pin Centronics printer; RJ11, RJ12, RJ45 shielded & unshielded; BNC coax female; male and female mini-DIN6; female mini-DIN4; USB-A and USB-B; mini-USB 5-pin; IEEE 1394 FireWire 4- and 6-pin
- Tests 50 ohm cables up to 1000' (305 m) & 75 ohm cables up to 600' (183 m).
- Easy to read and understand LED indicator lights.
- New rugged case with built-in handle for easy transport.
- Auto scan or manual scan modes.
- Rubber feet grip to desk or bench to prevent slipping.
- Auto-off after 30 seconds of non-use to extend battery life.
- 9V battery included.

CAT. NO.	DESCRIPTION
PA1577	PC Cable-Check® Pro

# CABLE & SERVICE TESTING

## TM-700 Tele-Mate® Telephone Test Set TM-700

**NEW PRODUCT**



- Complete telephone set with ringer
- Phone-to-phone intercom, compatible with other SmartIntercom™ devices
- Modular or alligator clip connection
- Amplified loudspeaker line monitor
- Headset or handset operation
- Tone and pulse dialing
- Large 10-location speed dialing memory
- Multi-memory redial
- DTMF digit detection and measurement
- Tone output mode
- Caller ID with name display
- Call waiting Caller ID
- Missed call indication
- DSL compatible, high impedance monitor and filters
- Glow-in-the-dark keypad
- Line voltage and current display
- High voltage detect and lockout
- High current detect and lockout
- Uses 2 AA/LR6 batteries (included)
- Quick release belt-clip



**VIDEO**

A PRODUCT VIDEO IS AVAILABLE, SCAN THIS QR CODE OR VISIT:  
[www.youtube.com/GreenleeDEMO](http://www.youtube.com/GreenleeDEMO)

### SPECIFICATIONS

#### Technical Specifications

Length:	9.25" (235 mm)
Width:	2.5" (64 mm)
Height:	3.25" (83 mm)

CAT NO.	UPC NO.	DESCRIPTION	QTY.
<b>N</b> TM-700	00984	TM-700 Tele-Mate® TELEPHONE TEST SET	1

## Tele-Mate® Telephone Test Set

**NEW PRODUCT**



- Luminescent (glow-in-the-dark) keypad
- Can be used safely on a DSL enabled line
- High Impedance Monitor for monitoring line without disrupting existing traffic
- Over voltage and over current protection
- Tone and Pulse dialing for versatility on old and new phone lines
- Polarity test with LED indicator
- 32 digit last number redial and pause
- 10 number speed dial
- Adjustable volume control plus mute
- Pause
- Flash to generate a timed break recall
- Line powered, no battery needed
- Headset (included) for hands free operation
- RJ11 socket
- Quick release belt-clip

### SPECIFICATIONS

#### Technical Specifications

Length:	9.25" (235 mm)
Width:	2.5" (64 mm)
Height:	3.25" (83 mm)



CAT NO.	UPC NO.	DESCRIPTION	QTY.
<b>N</b> TM-500	00486	Telephone Test Set W/ ABN "Bed-Of-Nails" Croc Clips (POP)	1
<b>N</b> TM-500T	00494	Telephone Test Set W/ ABN "Bed-Of-Nails" Croc Clips (Boxed)	1
<b>N</b> TM-500i	00643	Telephone Test Set W/ Small Croc Clips (Boxed)	1

## Nautilus Range Telephone Test Sets



PE961

- Waterproof tested to an IEC IP67 rating, these test sets are so impervious to water they can actually withstand submersion, though they actually float.
- The PE961 features our DigAlert™ over-voltage alarm and lock-out function to reduce the risk of damaging or knocking out digital service lines.
- Built-in DSL Filter.
- Ten-number speed dial memory (32 digits each).
- Last number redial.
- Precise hook flash.
- Microphone mute.
- Audible and visual mode indicators.
- Polarity test in any mode.
- Unique quick-release belt clip.
- Premium cord set with bed-of-nails and piercing pin clips.
- Luminescent Keymat.

CAT. NO.	UPC NO.	DESCRIPTION
PE930	60487	Telephone Test Set
PE945	60489	Test Set with Two-Way Hands Free
PE961	60511	Test Set with Two-Way Hands Free and DigAlert
 PE901	60492	Ground Start Cord Set
 PE902	60493	Cord Set

FEATURE	PE930	PE945	PE961
Monitor safe for data	✓	✓	✓
Adjustable Ringer	✓	✓	✓
Waterproof Design	✓	✓	✓
Loud Speaker Listening		✓	✓
Two-Way Hands Free		✓	✓
DigAlert™ Data Lock-out			✓
ADSL Compatible	✓	✓	✓



## Sidekick® Plus Advanced Cable Maintenance Test Set

**NEW  
PRODUCT**



- 1 Gigaohm Insulation Resistance
- Advanced Pulse TDR for improved accuracy (Step TDR option available)
- Improved speed of test and menu selection
- Long lasting, Li-Ion Rechargeable Batteries

### Optional Features

- Available at Launch: Enable Wideband testing (Software Update)
  - Noise Spectrum Analysis to 30 MHz
  - Loss measurements to 4.4MHz
  - Reference Tone to 4.4MHz
- Coming Soon: Sidekick Plus® with Wideband and VDSL / ADSL Sync
  - All standard features of Sidekick Plus with Wideband plus:
    - Display of DSL Showtime information
    - Error and Alarm detection
    - Graphical display of bits-per-tone, signal-to-noise

CAT. NO.	UPC NO.	DESCRIPTION
1155-5001	01316	Sidekick Plus Kit
1155-5003	01324	Sidekick Plus CE Kit
<b>N</b> 1155-5005	01463	Sidekick Plus Kit with Impulse Noise, Step TDR
<b>N</b> 1155-5009	01317	Sidekick Plus with Wideband

### SPECIFICATIONS

<b>Stress Test</b>	0 to 82 dBmC
<b>AC Volts</b>	250V
<b>DC Volts</b>	300V
<b>Resistance</b>	100 MΩ
<b>Leakage</b>	999 MΩ
<b>Open Meter</b>	Up to 18.6 miles (30 km)
<b>Count Load Coils</b>	0 to 5
<b>Loop Current</b>	110 mA
<b>Circuit Loss</b>	-70 to 3 dBm
<b>Circuit Noise</b>	0 to 90 dBmC
<b>Tracing Tone Generator</b>	200 Hz to 20 kHz
<b>Reference Tone Output Level</b>	3 to -20 dBm
<b>Custom Auto Test with Pass/Fail</b>	400 Autotest Results
<b>Display Resolution</b>	320 x 240 sunlight readable
<b>Battery</b>	Li-Ion
<b>Battery Life (Typical)</b>	8 hours
<b>Weight (Including Battery)</b>	3 lbs (1.4 kg)
<b>Operating Conditions</b>	-0.4 to 122 °F (-18 to 50 °C), 0 to 95% Humidity
<b>IP Rating/Environmental Protection</b>	BS EN 60529 level IP20C

**Sidekick® SYNC**



- ADSL, ADSL2, ADSL2+ and VDSL2 Modem emulation
- CPE and Comodem emulation
- Isolates problems anywhere along the network
- Simple one-button testing for quick deployment
- Performs multiple diagnostic tests with only one instrument
- Auto Test makes testing customizable and consistent
- Easy-to-read digital display reduces meter interpretation errors
- Easily determines if the fault is inside or outside the premise
- Finds faults other test sets miss
- Simplifies troubleshooting
- Increase technician productivity
- Reduces repeat trouble calls

CAT NO.	UPC NO.	DESCRIPTION	QTY.
1160-5000	00720	SIDEKICK SYNC (1160-5000)	1
1160-0100	00721	MANUAL, SIDEKICK SYNC ENGLISH	1
1160-0101	00722	SOFTCASE, SIDEKICK SYNC	1
1160-0102	00723	CORD, RJ11 TO RING TIP POPPER CLIP	1
1160-0103	00724	ADAPTER USB 2.0 A TO MICRO B FEMALE	1
1160-0104	00725	BATTERY, LI-ION, 3 CELL SMBUS	1
1160-0105	00726	ADAPTER VEHICLE 6FT 5.5 OD, 2.5MM	1
1160-0106	00728	PWR 100-250VAC 2.5MM 15V 1.2A	1
1160-0107	00729	ADAPTER, COAX FEMALE TO FEMALE	1
1160-0108	00733	ASSY, DOOR, SIDEKICK SYNC	1
1160-1000	00734	TOP ASSY, SIDEKICK SYNC	1

**SPECIFICATIONS**

**Display**

Size: 128 x 64 pixels (3.07")  
 Type: Monochrome (Sunlight Readable) transreflective w/LED backlight.

**Batteries**

Type: Lithium Ion  
 Capacity: 18 hours of use per charge(typical)  
 Charge Time: 4 hours  
 Size: 8.85" x 4.8" x 1.92" (224.9mm x 121.9mm x 48.77mm)  
 Weight: 2.25 lbs (1.02kg) w/cords and softcase  
 Shock/vibration: Per Mil-std-810F  
 Operating Temp.: -14° F to 122° F (-10° C to 50° C)  
 Storage Temp.: -4° F to 140° F (-20° C to 60° C)  
 Humidity: 95% non-condensing

**Test Leads**

Length: 4'  
 Plug Type: RJ11  
 Clip Type: Popper Type  
 Other: RJ11  
 Connections: RJ45  
 F type Male Connector  
 USB Micro B  
 Certifications: CE (Pending)  
 RoHS/WEEE (Pending)

## Sidekick® T&ND

1144-5000



- Easy-to-read digital LCD display.
- Internal Dialer for making Transmission Test connections.
- Autotest – performs 22 individual tests at the touch of a button.
- Determines the stressed noise susceptibility of dry and working pairs.
- Measures AC/DC Volts, Leakage, resistance, and loop current.
- Performs circuit loss, circuit noise (metallic noise), and power influence tests.
- Built-in open meter.
- Locates up to 4 load coils.
- Single set up for Tip-Ring, Tip-Ground, and Ring-Ground tests.
- Field replaceable test leads.
- On-screen display of “LOW BATTERY” when batteries are near failure.

### SPECIFICATIONS

<b>Weight</b>	2 lbs.	<b>Opens</b>	0 to 60 kft.
<b>Dimensions</b>	10.75" X 4.25" X 2.5"	<b>Loop Current</b>	0 to 100 mA
<b>AC Volts</b>	300 Vrms max.	<b>Load Coil</b>	up to 4
<b>DC Volts</b>	± 300 Volts max.	<b>Circuit Loss</b>	+1 to -15 dB
<b>Resistance</b>	1 Megohm max.	<b>Power Influence</b>	40 to 100 dBmC
<b>Leakage</b>	100 Megohm max.	<b>Circuit Noise</b>	0 to 75 dBmC
<b>Stress</b>	0 to 82 dBmC	<b>Power</b>	Four AA Batteries

CAT. NO.	UPC NO.	DESCRIPTION
1144-5000	60853	Sidekick T&ND Test Set
<b>R</b> 1134-1002S	60752	Case

## Sidekick® T&N

1137-5002



- Five transmission and noise tests.
- Determines the stressed noise susceptibility of dry and working pairs.
- Measures resistance, AC/DC volts, and capacitive kick.
- Provides tone for twisted pair or crossed conductor identification.
- Single setup for testing Tip-Ring, Tip-Ground, and Ring-Ground.
- Minimal drying effect in all ranges.
- Field replaceable leads.
- Softcase with adjustable strand hook.
- Low battery indicator light.

### SPECIFICATIONS

<b>Dimensions</b>	10.75" x 4.25" x 2.5"	<b>Stress Test</b>	0 to 82 dBmC
<b>Weight</b>	2 lbs.	<b>Loop Current</b>	0 to 100 mA
<b>Resistance</b>	Rx1: Reads 0 to 2000 Ω Rx1K: Reads 0 to 2 MΩ	<b>Circuit Noise</b>	0 to 75 dBmC
<b>Leakage</b>	Rx10K: Reads 0 to 20 MΩ	<b>Circuit Loss</b>	-15 to +1 dB
<b>DC Voltage</b>	0 to 300 volts DC	<b>Power Influence</b>	50 to 100 dBmC
<b>AC Voltage</b>	0 to 300 Vrms	<b>Operating Temp.</b>	-4°F to +140°F
		<b>Power</b>	Four AA batteries

CAT. NO.	UPC NO.	DESCRIPTION
1137-5002	60526	Sidekick T&N
<b>R</b> 1134-1002S	60752	Case
<b>R</b> 1131-0202	60751	Test Leads

**Sidekick® 7B**



1134-5029

- Determines the stressed noise susceptibility of dry and working pairs.
- Measures resistance, AC/DC volts, and capacitive kick.
- Provides tone for twisted pair or crossed conductor identification.
- Single setup for testing Tip-Ring, Tip-Ground, and Ring-Ground.
- Minimal drying effect in all ranges.
- Field replaceable leads.
- Softcase with adjustable strand hook.
- Low battery indicator light.

**SPECIFICATIONS**

<b>Dimensions</b>	10.75" x 4.25" x 2.5"
<b>Weight</b>	2 lbs.
<b>Resistance</b>	Rx1: Reads 0 to 2000 Ω; Rx1K: Reads 0 to 2 MΩ
<b>Leakage</b>	Rx10K: Reads 0 to 20 MΩ
<b>DC Voltage</b>	0 to 100 Volts DC
<b>AC Voltage</b>	0 to 200 Vrms
<b>Stress Test</b>	0 to 82 dBmC

CAT. NO.	UPC NO.	DESCRIPTION
1134-5029	60525	Sidekick 7B
1134-1002S	60752	Case
1131-0202	60751	Test Leads

**ToneRanger**



- Direct buried fault location, it gives an exact location to the fault.
- Locates open shield and open bond faults.
- Locates twisted-pair resistance faults in aerial, underground, and direct buried cable.
- Locates splits, opens and bridge taps.
- Uses low voltage and does not damage cable, circuit cards, C.O. or subscriber equipment.
- Sends Pair ID tone through wet pulp and saves service outage time on small count section throws.
- Locates open shields and shield to earth faults.
- Does not interfere with DSL, IPTV or digital services on adjacent lines.
- NEW easy user interface.

CAT. NO.	UPC NO.	DESCRIPTION
10101-50000	27345	TF1A Kit, ToneRanger Aerial
10101-51000	02066	TF1ABL Kit, ToneRanger Aerial and Buried
10101-51100	02028	TF1AP Kit, ToneRanger Aerial with Pair ID
10101-51200	27338	TF1AB Kit, ToneRanger Aerial with Buried Wand
10101-51300	27321	TF1AL Kit, ToneRanger Aerial with Layup Stick
10101-51400	20191	TF1ABLP Kit, ToneRanger with Aerial, Buried & Pair ID
52042471	-	Transmitter Test Cable

## Throwmaster® Paragon



- Used by construction cable splicers all around the world.
- Transfer telephone/broadband services during normal working hours.
- Does not interrupt important customers.
- Simple to follow interface and process for successful transfer of circuits.
- LED's on the cords aid in telling the user in the cut, transfer and splice.
- Compatible with T-1, HDSL, HDSL-2, HDSL-4, ADSL and other services less than 10Mb/s.
- Each step is automatically tested and verifies the circuit is complete at the end of the transfer.

CAT. NO.	UPC NO.	DESCRIPTION
0529-0001	29019	Throwmaster® Paragon 519 Kit

## 1155 Fault Loop Simulator



- Simulates 8 faults that can be used individually, or in a combination:
  - Cross battery.
  - Resistive 5 kohm load to ground.
  - Resistive 500 ohm short.
  - Two balanced bridge taps.
  - 60 ohm series resistance fault.
  - 60 Hz Power Influence.
  - High frequency noise.
- 1910 foot cable length.
- Battery operated.
- Ruggedized case.
- Convenient Test Lead connections.
- Three access locations in the span for custom faults.
- Train users on real twisted-pair faults.
- Test multiple test set functions such as RFL, TDR, Power Influence, Stress, Leakage, Resistance, impulse noise and others.
- Verify results from the field in a controlled environment.
- Demonstrates how noise increases with pair imbalances.
- Show differences between shorts, bridge taps, series faults and opens with a TDR.

CAT. NO.	UPC NO.	DESCRIPTION
1155-7001	57691	Test Set

## 4-6-8 Modular Adapters



- Nylon-reinforced ABS plastic body.
- Easy-to-read wire layout.
- Removable/replaceable patch cord.
- Inline adapters.
- Snagless plugs.
- Belt clip.
- Notched copper contacts keep alligator clips attached during testing.

CAT. NO.	DESCRIPTION
PA1902	RJ45 Modular Adapter (8-way)
PA1903	RJ11 Modular Adapter (6-way)

## TurTEL Modular Adapters/Polarity Tester



- Use with tone generators, test sets and other test devices to troubleshoot and isolate problems with telephone circuits.
- Two jacks allow in-line testing without service interruption.
- The TurTEL 6 has two six-position, six-wire jacks.
- The TurTEL 8 has two eight-position, eight-wire jacks.
- Simple, push button operation to check polarity and power.
- Reduced chance of shorting adjacent alligator clips due to unique shape.
- Test contacts are perforated to provide sure grip for alligator clips or use of probes.
- The TurTEL 6 has an internal circuit to allow testing of polarity for either of two lines (pairs 4 to 5 or 3 to 6) – circuit allows verification of power and phone number assignments.
- Patch cord included.
- Heavy-duty stainless steel belt clip.

CAT. NO.	UPC NO.	DESCRIPTION
46040	46040	TurTEL 6 Modular Adapter/Polarity Tester
46050	46050	TurTEL 8 Modular Adapter

## TelScout® TS90



- Two Pair Test Capability.
- One-Step Setup.
- Automatic Instrument Control Mode.
- 45,000' (15 km) Fault Location Capability.
- Splash and Drip Proof.
- Single-Button Zoom Function.
- Pair Comparison Mode.
- Splits/Crosstalk Mode.
- Intermittent Fault Location.
- Measures Distance to Fault in Feet, Meters, or Time.
- Configurable for Any Cable Type and Vp (0.300 to 1.000).
- Accurate (±3 ft. at 10,000 ft.).
- On-line Tutorials.
- Large Backlit Display.

### SPECIFICATIONS

#### Environmental

Temperature –  
 Operating: 32° F to 77°F (0° C to +45° C).  
 Non-operating: 12° F to 92°F (-20° C to +60° C).  
 Humidity – 95% RH, non-condensing.  
 EMI Emissions –  
 EN55011 class A.  
 EN60555-2.

#### Power

Battery Operation –  
 Battery Type: Six AA Alkaline.  
 Operating Time: >4.5 hrs. with backlight off.  
 Battery Saver:  
 Selectable for 5 to 30 minutes or disabled.

### SPECIFICATIONS

#### Physical

Dimensions	in.	mm
Height	5.6	141
Width	8.3	211
Depth	1.8	43
Weight	.lb	kg.
Net	2.2	1

CAT. NO.	UPC NO.	DESCRIPTION
<b>R</b> 012154500	60740	Leads
<b>R</b> THM5BAT	60756	Rechargeable Battery Pack

## CATV TEST SETS

### Sidekick® V.O.C.



- Identifies defective inside wire and jacks.
- Measures resistance, AC/DC volts, quasi square wave, and pair balance.
- Identifies shorts, opens, crosses and grounds.
- Replaces the need for other meters.
- Provides tone for twisted pair or crossed conductor identification.
- Single set-up for testing Tip-Ring, Tip-Ground, and Ring-Ground with ground connection.
- Field replaceable leads.
- Softcase with adjustable hook.
- Low battery indicator light.

### SPECIFICATIONS

<b>Dimensions</b>	10.75 x 4.25 x 2.5 inches
<b>Weight</b>	2 lbs.
<b>Resistance</b>	Rx1: Reads 0 to 2000 Ω Rx1K: Reads 0 to 2 Megohms
<b>Leakage</b>	Rx10K: Reads 0 to 20 Megohms
<b>DC Voltage</b>	0 to 100 Volts DC
<b>AC Voltage</b>	0 to 200 Vrms
<b>Stress Test</b>	0 to 82 dBmC
<b>Operating Temp.</b>	-4°F to +140°F
<b>Power</b>	Four AA batteries

CAT. NO.	UPC NO.	DESCRIPTION
1143-5000	60527	Sidekick V.O.C.
<b>R</b> 1134-1002S	60752	Case

## CableScout™ TV220 - TDR Cable Tester for CATV

**NEW  
PRODUCT**



- Easier-to-use GUI interface requires little or no training
- PC application is compatible with all the current operating systems
- Improved clarity and trace functionality makes it even easier to identify faults on-screen and determine noise versus the fault
- Even higher SNR and Resolution makes it easier to identify events that were previously difficult or impossible to find
- Zero dead zone at the launch allows the user to see faults immediately
- Improved trace update rate allows you to see changes to the fault faster (5 times/sec. versus 2 times/sec.)
- Higher capacity to hold traces
- USB interface for trace download
- Lighter weight and longer charge life with the new lithium-ion battery
- TestWizard™ one-button testing
- Automatic Return Loss Measurements
- Automatic Multiple Event Marking
- High-Resolution, Short Pulse Width (1 ns)
- Rugged enough to withstand a 2 meter drop

CAT NO.	UPC NO.	DESCRIPTION
TV220	00676	TDR for CATV Broadband
<b>R</b> TV220-0350	17404	Soft Carrying Case
<b>A</b> 1155-1010	25877	Power Supply, AC-DC
<b>A</b> 174173401	16407	Vehicle DC Adapter/Charger
<b>R</b> 174326900	16414	Replacement Power Cord

### SPECIFICATIONS

<b>Output</b>	Test Signal Output – 1/2 Sine Amplitude – 4V into 75 Ω Pulse Width – 1 ns, 5 ns, 25 ns Output Impedance – 75 Ω
<b>Return Loss</b>	Acquisition System Bandwidth – 400 MHz Automatic at cursor location Resolution: ±1 dB Input Protection – ±400 VDC + peak AC up to 440 Hz, 30-second duration Maximum Distance Range – 12,000 ft. (3,658 m), depending on cable type and condition Gain – 0 to 72 dB Waveform Storage – Minimum of 20 waveforms with notes
<b>Distance Accuracy</b>	Feet: 0 to 2,000 ft.: ±2 ft. ± uncertainty in Vp 2,001 to 6,000 ft.: ±3 ft. ± uncertainty in Vp 6,001 to 12,000 ft.: ±4 ft. ± uncertainty in Vp Meters: 0 to 610 m: ±0.6 m ± uncertainty in Vp 611 to 1830 m: ±0.9 m ± uncertainty in Vp 1831 to 3658 m: ±1.2 m ± uncertainty in Vp
<b>Display</b>	Resolution: 640 x 440 (281,600 pixels) Size: 7.2 inch Type: High contrast LCD Backlight: Operator switchable Waveform Display Resolution – 0.33% of selected range, 4.5 cm (0.15 ft.) minimum Display Ranges – Twelve display ranges from 6 ft. (1.8 m) to 12,000 ft. (3,658 m), plus single-button zoom window Output Port – Serial 9-pin D type connector Distance Measurements – Meters, feet, nanoseconds

### SPECIFICATIONS

<b>Power</b>	AC Operation – Voltage Ranges: 110 V, 220 V, or 240 V with appropriate AC to DC adapter Line Frequency: 50 Hz to 60 Hz DC Operation – Voltage Range: 9 to 16 VDC @ 1A (charging and operating)
<b>Battery Operation –</b>	Type: Internal Li-Ion rechargeable battery Operating Time: Typically 12 hours continuous operation (backlight off) Battery Savers (user selectable) – Shutoff: 5 to 30 minutes or disabled Backlight: Shutoff 5 to 30 minutes, disabled, or always on
<b>General Characteristics</b>	Temperature – Operating: –10° C to +40° C (+11° F to +104° F) Non-operating: –20° C to +60° C (–4° F to +140° F) Humidity – 10% to 95% (non-condensing) Field Usage – Shock, water, and dust resistant Durability – Survives drop of 2 meters (6 ft.) to concrete in standard soft case. Drip proof, dust resistant
<b>EMI Emissions –</b>	EN55011, Class A EN60555-2
<b>Safety –</b>	CE (Low Voltage Directive)

### PHYSICAL

Dimensions	Centimeters	Inches
Height	24	9.5
Width	30	11.5
Depth	9	3.5
Weight	Kilograms	Pounds
Net	3	6.4



## CableScout™ TV90



- High performance easy to use, Time Domain Reflectometer for Coaxial testing applications.
- Employs optimized pulsing and sampling, coupled with advanced filtering and signal-processing techniques to ensure clean waveform and easy identification.
- Context-sensitive help screens for all functions.
- Small, portable and lightweight 2.2 lbs. (1kg).
- Includes rechargeable battery pack.
- Includes twisted pair adapter and test probe.

CAT. NO.	UPC NO.	DESCRIPTION
TV90	12600	TV90 CableScout™ TDR
<b>R</b> THM5BAT	60756	Rechargeable Battery Pack
<b>A</b> THM5AC	17299	AC Adapter 110V
<b>R</b> TS90-0350	17398	Soft Carrying Case

### SPECIFICATIONS

- Easy to operate (help screens available for all functions)
- Fast fault finding with automatic gain and vertical waveform positioning
- One-button Expand/Full View Function and zoom control.
- Precision accuracy 0-200 ft +/- 2 ft. 1% beyond.
- Range up to 4000 ft.
- High-resolution with optimizing pulse and sampling and advanced filtering
- Input Protection: 200 VDC + Peak AC.
- Rugged - designed for harsh environments
- Large 7.2-in. high-resolution backlit display.
- International power supply options

### Environmental

#### Temperature:

Operating: 32° F to 77° F (0° C to +45° C).

Non-Operating: 12° F to 92° F (-20° C to +60° C).

Durability: Survives Drop test of 6 foot (2m) to concrete in soft case

Power: 110 V, 220 V, 240 V with appropriate power adapter

Battery type: 6 AA Alkaline and NiCad rechargeable pack. 4.5 hours continuous operation with adjustable battery saver modes

### Standards

UL, FCC EMI, CAN/CSA, EN, and CE

# BURIED FACILITY LOCATION AND MARKING

## Tracker II



HS-1 (08695)  
Optional headset is available for use in high-traffic areas or other noisy environments.

- Traces the path and determines the depth of wires and metallic pipes on active or dead systems without having to deactivate the system.
- Lightweight receiver provides audible and visual indications of signal strength.
- Transmitter output and receiver sensitivity are fully adjustable for maximum accuracy.
- Transmitter offers three methods of connection: direct, inductive coupler and inductive antenna.
- Includes transmitter assembly, receiver assembly, inductive coupler (clamp), built-in inductive antenna, two 8' (2.4 m) test leads with heavy-duty alligator clips and durable polyethylene case.
- High frequency transmitter provides range up to 4,000' (1,219 m) and depths up to 7' (2 m).
- Receiver is 32" long (813 mm).
- Battery operated (eight AA and one 9V battery is included).
- Molded carrying case included.

CAT. NO.	UPC NO.	DESCRIPTION
501	08662	Tracker II
501T	60353	Transmitter
501R	60352	Receiver
IC1	60354	Inductive Clamp
CS16	60355	Transmitter Cord Set
500CA	60351	Case with Antenna

### SPECIFICATIONS

<b>Power Requirements</b>	Transmitter – (8) AA batteries; Receiver – (1) 9V battery
<b>Battery Life</b>	Transmitter – 30 hours nominal; Receiver – 10 hours nominal
<b>Transmitter Frequency</b>	447.5kHz
<b>Transmitter Power</b>	40Vp-p (140mW) maximum
<b>Voltage Protection</b>	240VAC/500VDC
<b>Automatic Shut Off</b>	90 Min. Transmitter and Receiver
<b>Construction</b>	Transmitter/Receiver – powder coated aluminum Case – vacuum formed polyethylene
<b>Dimensions</b>	Transmitter – 4.25" x 3" x 3.25" (108 x 76.2 x 82.6 mm) Receiver – 32" x 2.75" x 4" (812.8 x 69.9 x 101.6 mm) Case – 33.5" x 8.25" x 3.75" (850.9 x 209.6 x 95.3 mm)
<b>Weight</b>	6.7 lbs. complete kit (3.04 kg)

## Buried Line Locator



- LED and LCD signal strength indicators make it quick and easy to find exact line location.
- Lightweight and ergonomically balanced.
- Automatic signal boost makes it easy to trace lines, even those with very weak signals.
- Receiver may be used in active or passive mode.
- Receiver locates multiple passive frequencies with a single setting.
- Receiver automatically locks out passive range when it detects a transmitter signal, reducing the chance of tracing other lines carrying weaker signals.
- Microprocessor-based circuitry delivers increased accuracy and features auto-gain control in all environments.
- Traces 20' (6 m) underground and provides depth readings up to 15' (4.57 m).
- Transmitter can be connected to live lines up to 600V.
- Molded carrying case included.

CAT. NO.	UPC NO.	DESCRIPTION
BLL-200	07796	Buried Line Locator

### SPECIFICATIONS

<b>Transmitter</b>		<b>Receiver</b>	
<b>Operating Voltage</b>	0-600VAC, 0-300 VDC	<b>Depth Range</b>	Measures: 0-15 ft Traces: 0-20 ft.
<b>Current</b>	13mA (open line) 150mA (live or shorted line)	<b>Depth Resolution</b>	0.1 ft. increments
<b>Frequency</b>	33.3kHz	<b>Passive Trace Frequency</b>	- 12Hz-24kHz
<b>Operating Temperature</b>	0°F to 120°F (-17°C to 50°C)	<b>Operating Temperature</b>	0°F to 120°F (-17°C to 50°C)
<b>Size</b>	7.5" x 4" x 2.1" (190.5 mm x 101.6 mm x 53 mm)	<b>Size</b>	4.1" x 8.5" x 38" (104.1 mm x 215.9 mm x 965.2 mm)
<b>Power</b>	6 VDC (4 AA batteries)	<b>Power</b>	6 VDC (4 AA batteries)
<b>Weight</b>	15 oz. (425 g) (with batteries and clamp)	<b>Weight</b>	1 lb. 12 oz. (794 g)

## Pulser Fault Locator



PE2003  
Great complement to any buried line cable locator.

- Identifies the exact location of even the smallest breaks in insulation by "pulsing" a high-voltage signal that radiates into the earth at the location of the faults. With the A-frame mounted receiver, a visual analog meter points the way to the source of the voltage.
- Multiple faults on a single wire can be identified indicating the need to replace instead of repair.
- Extra-long test leads feature heavy-duty alligator clips for use on multiple cable types.
- Includes a rechargeable transmitter, receiver, A-frame, ground stake, 120V charger and a 12V DC (cigarette lighter) adapter.
- Battery operated (one 12V and one 9V battery are included).
- Molded carrying case included.

### SPECIFICATIONS

<b>Power Requirements</b>	Transmitter: (1) 12V rechargeable battery Receiver: (1) 9V battery
<b>Battery Life</b>	Transmitter: 23 hours per charge; Receiver: 200 hours
<b>Transmitter Power</b>	2400VDC peak
<b>Voltage Protection</b>	240VAC/400VDC
<b>Construction</b>	Transmitter – aluminum housing in polyethylene case Receiver – powder coated aluminum
<b>Dimensions</b>	Transmitter – 17" x 8.5" x 6.5" (421 mm x 215 mm x 160 mm) in case Receiver – 33.5" x 21.75" x 3.25" (840 mm x 550 mm x 8 mm) on A-Frame
<b>Weight</b>	12.5 lbs. (5.7 kg) complete

CAT. NO.	UPC NO.	DESCRIPTION
PE2003	08666	Pulser
<b>R</b> 2000H	60357	Transmitter (Includes CH1 & CH2)
<b>R</b> 2000R	60358	Receiver
<b>R</b> AF2	60482	A-Frame
<b>R</b> CH1	60360	AC Charger
<b>R</b> CH2	60361	DC Charger
<b>R</b> 59F0002	66216	Battery, Replacement (12V 2.5 Ah)

## Wire Finder/Mini Locator



- Traces energized or non-energized wires in walls and drop ceilings.
- Provides reliable results on buried cables to depths of 3' (1 m) and lengths up to 1000' (308 m).
- Determines the approximate depth of the wire before digging.
- Compact design and easy-to-understand operations.
- Fully adjustable transmitter and receiver for accurate locating.
- Quick change test leads for use in any industry, even international power outlets.
- Voltage protection to allow use on live AC circuits.
- Automatic shut-off to prevent accidental battery discharge.
- Housed in a durable, molded carrying case with a quick reference operation guide on the inside of the lid.
- Battery-operated: (2) 9V batteries included.

### SPECIFICATIONS

<b>Power Requirements</b>	(1) 9V each (transmitter and receiver, included)
<b>Battery Life</b>	Transmitter 35 hours nominal; Receiver 20 hours nominal
<b>Transmitter Frequency</b>	447.5kHz
<b>Transmitter Power</b>	9Vp-p (11mW)
<b>Voltage Protection</b>	240VAC/500VDC
<b>Construction</b>	Transmitter/Receiver – high-impact ABS plastic, Case – vacuum-formed polyethylene
<b>Dimensions</b>	Transmitter – 4" x 2.3" x 1" (101.6 x 58.4 x 25.4 mm), Receiver – 6" x 2.35" x 1" (152.4 x 59.7 x 25.4 mm), Case – 9.5" x 8" x 3" (241.3 x 203.2 x 76.2 mm)
<b>Weight</b>	2.6 lbs. (1.2 kg)

CAT. NO.	UPC NO.	DESCRIPTION
508S	08678	Wire Finder/Mini Locator
<b>R</b> 508ST	60363	Transmitter
<b>R</b> 508SR	60364	Receiver
<b>R</b> CS14	60366	Alligator Clip Cord set
<b>R</b> CS15	60367	AC Outlet Cord set

## Wire and Valve Locator



- Adjustable transmit power allows you to select the best signal for maximum performance.
- Transmitter's high power output offers extended range and use on higher resistance wire paths that other locators can't touch.
- Receiver provides both audible and visual indications of signal strength.
- Lightweight receiver wand makes it easy for you to move along quickly to locate even the longest wire path.
- Rugged headphones block ambient noise and improve "feel" for the signal.
- Includes transmitter, receiver, headset, ground stake, and complete instructions.
- Battery-operated: (8) "D" Cells and (1) 9V.

CAT. NO.	UPC NO.	DESCRIPTION
521A	86788	Wire and Valve Locator
<b>R</b> 521A-R	12623	Receiver
<b>R</b> HS1	08695	Headset
<b>R</b> GS1	60362	Ground Stake

### SPECIFICATIONS

<b>Power Requirements</b>	Transmitter: (8) "D" Cell; Receiver: (1) 9V battery
<b>Battery Life</b>	Transmitter: 50 hours nominal Receiver: 100 hours nominal
<b>Transmitter Frequency</b>	1748Hz
<b>Transmitter Power</b>	750Vp-p 285Vrms
<b>Voltage Protection</b>	120VAC/250VDC
<b>Construction</b>	Powder-coated aluminum housing in polyethylene case
<b>Case Dimensions</b>	33.5" x 8.25" x 3.75"
<b>Weight</b>	12 lbs. complete

## Locators Application Guide

FEATURE	BLL-200	501	PE2003	508S	521A
Trace concealed wiring in walls and floors		•		•	
Locate junction box relays and transformers	•				
Locate switch gear	•				
Find shorts to ground			• <sup>2</sup>		• <sup>1</sup>
Trace wires in PVC (nonmetallic conduit)	•	•		•	
Find opens in a circuit					•
Localize power and lighting panels	•	•		•	
Operate on energized circuits	•	•		•	
Operate on telecom circuits	•	•	•	•	
Operate on power circuits (600VAC)	•				
Operate on unenergized circuits	•	•	•	•	•
Trace shielded cable	•	• <sup>3</sup>		• <sup>3</sup>	• <sup>3</sup>
Trace buried metal conduit					
Trace coax cable	•	• <sup>5</sup>		• <sup>5</sup>	• <sup>4</sup>
Auto gain circuitry for improved accuracy	•				
AC voltage range	0-600V	0-240V	0-240V	0-240V	0-120V
DC voltage range	0-300V	0-500V	0-400V	0-500V	0-250V
Distance—receiver from transmitter	5,000 ft.	• <sup>7</sup>	5000 ft.	1000 ft.	• <sup>6</sup>
Transmitter battery	(4) AA	(8) AA	12V rechargeable	(1) 9V	(8) D
Receiver battery	(4) AA	(1) 9V	(1) 9V	(1) 9V	(1) 9V

1. 10,000 ohms and less—both ends isolated from grounds.  
 2. Does not locate the path—has to be predetermined and only in direct burial applications. 5,000,000 and less.  
 3. Transmitter connected to metallic shield.  
 4. Will trace coax providing the b0nd is in place at the remote end—will disrupt service.  
 5. No sorting (high RF bleeds) can trace coax if transmitter connected to braid.  
 6. Low frequency locators need a "path to earth" (dir), 5000 ft. on an open conductor and 2500 ft. on a metallic pipe at 3 ft. deep

7. Direct Connection 4,000 ft at 7 ft deep  
 Inductive Coupler 1,000 ft at 3 ft deep  
 Inductive Antenna 700 ft at 3 ft deep

## Marker-Mate®



- Designed to locate buried electronic markers, including Omni Marker®, and Uni Marker™
- Five+ foot depth range
- Detects up to seven different marker types
- Scan mode provides simultaneous detection of all marker types
- User-adjustable Detection Threshold
- Digital signal processor accuracy
- Large-character display is easy to read
- Bar graph, numeric & audible signal strength indicators
- Speaker volume adjust
- Headphone jack
- Battery level indicator
- Low battery warning
- Adjustable time out feature prolongs battery life (and can be turned off)
- Weather resistant
- Rugged construction

### SPECIFICATIONS

<b>Electrical:</b>	Twelve AA batteries Battery Life: 20 hours typical
<b>Environment:</b>	Operating Temperature: -4°F to 122°F (-20°C to 50°C) Storage Temperature: -40°F to 158°F (-40°C to 70°C) Weather Resistant
<b>Physical:</b>	Length: 30.7 in. (780 mm) Width: 7.8 in. (198 mm) Height: 12.8 in. (325 mm) Weight: 4.5 lbs. with batteries (2 kg)

CAT. NO.	UPC NO.	DESCRIPTION
EML100	60798	Marker-Mate Electronic Marker Locator

## Omni Marker®



- Electronically marks and relocates buried facilities.
- Unique design produces a uniform, spherical RF field in every direction.
- Easily located up to 5' away with any modern marker locator.
- Wider field with a signal peak directly above the marker provides precise location.
- Requires no particular orientation when buried.
- Greater range than standard 4" ball markers.
- High-reliability design lasts as long as your buried plant.
- Color coded by utility application.
- Patented.

APPLICATION	COLOR	FREQUENCY	CAT NO.	UPC NO.
Power	Red	169.8kHz	0160-0001-1	60765
Water	Blue	145.7kHz	0161-0001-1	60766
Sanitary	Green	121.6kHz	0162-0001-1	60767
Telephone	Orange	101.4kHz	0163-0001-1	60768
Gas	Yellow	83.0kHz	0164-0001-1	60769
Cable TV	Orange/Black	77.0kHz	0165-0001-1	60770
Non-Potable/Gen I	Purple	66.35kHz	0168-0001-1	11050

**Uni Marker™**



- Electronically marks buried facilities for later relocation.
- Rugged polyethylene case ensures years of useful life.
- Small size and flat design attach easily to non-metallic utility box lids, hand holes and other buried enclosures.
- Location is simple with any modern marker locator.
- Range is 25% more than other similar-style markers.
- Signal peak ensures location within inches of the marker.
- Color coded by utility application.

APPLICATION	COLOR	FREQUENCY	CAT NO.	UPC NO.
Power	Red	169.8kHz	0170-0001-1	60771
Water	Blue	145.7kHz	0171-0001-1	60772
Sanitary	Green	121.6kHz	0172-0001-1	60773
Telephone	Orange	101.4kHz	0173-0001-1	60774
Gas	Yellow	83.0kHz	0174-0001-1	60775
Cable TV	Orange/Black	77.0kHz	0175-0001-1	60776
Non-Potable/Gen I	Purple	66.35kHz	0178-0001-1	11059

# COMMUNICATIONS KITS

## GripPack Quick-Release Tool Holster



- Easy-on, easy off with new quick-release belt clip.
- Belt clip swivels so the holster moves with you and the tools stay out of your way.
- Form fitted PVC material ensures that tools don't fall out - even if you drop your kit or they are upside down.
- Molded specifically to hold the following Paladin Tools: Data SureStrip® UTP/STP & flat satin phone cutter/stripper, Datacomm scissors with serrated blades & ergonomic handles, Punchdown tool - either the ergonomic SurePunch® Pro or the original SurePunch® PDT, Mini-MagLite® or SurePunch® Pro detachable LED, and a Sharpie® marker.

CAT. NO.	DESCRIPTION
PA4940	GripPack Quick-Release Tool Holster
PA4941	GripPack SurePunch® Pro Technician's Kit
PA4942	GripPack SurePunch® Pro Installer's Kit
PA4943	GripPack SurePunch® Technician's Kit
PA4946	GripPack UTP Essentials
PA4940-31	Replacement Belt Clip

## Grip Pack Kits



PA4945



DESCRIPTION	MODEL	PA4941	PA4942	PA4943	PA4946
GripPack Tool Holster	PA4940	✓	✓	✓	
Data SureStrip® UTP/STP & flat satin cutter/stripper	PA1116	✓	✓	✓	✓
Datacomm scissors	PA1931	✓	✓	✓	✓
Reversible 110/66 blade	PA4571	✓	✓	✓	✓
SurePunch® Pro PDT punchdown tool handle	PA3589	✓	✓		
SurePunch® PDT punchdown tool handle	PA3570			✓	✓
SurePunch® Pro detachable LED light & batteries	PA4599	✓	✓		
MagLite® with 2 AA batteries	N/A	✓		✓	
Black Sharpie® pen	N/A	✓		✓	

## Pro COAX Tool Kit



Designed for the professional CATV cable installer. Offers the convenience in having six essential tools needed for coaxial repair and installation with a unique Grip Pack Pouch.

CAT. NO.	UPS NO.	DESCRIPTION
46601	01292	Pro COAX Tool Kit

### 46601 PRO COAX TOOL KIT INCLUDES

- R** 0251-08D 8" Diagonal Cutting Pliers, Dipped Grip
- R** 45591 RG59/6/6Q, RG7/11 Coaxial Cable Stripper
- R** PA70020 RG59/6/6Q, RG7/11 Coaxial Cable Crimper
- R** 0153-42C 6-in-1 Multi-Tool (Screwdriver/Nut Driver Tool)
- R** 0354-14 Combo Ratcheting Closed and Open Ended 7/16" Wrench
- R** FL2AAP LED Water Resistant Penlight
- R** PA5000 Custom Grip Pack Pouch with Belt Clip

**Ultimate Technician Kit**



CAT. NO.	DESCRIPTION	WEIGHT
PA4932	Ultimate Technician Kit	7.2 lbs

**PA4932 ULTIMATE TECHNICIAN KIT INCLUDES**

- R PA1179 KT8 round cable cutter
- R PA1116 Data SureStrip® UTP/STP & flat satin cutter/stripper
- R PA1257 LC-CST CATV "F" coax stripper
- R PA1923 Untwist tool
- R PA1927 CATV "F" flaring & attachment tool - RG6/RG6 QS
- R PA1559 SealTite® Pro compression crimper
- R PA1556 All-in-One Phone/Data tool
- R PA3589 SurePunch® Pro punchdown tool
- R PA4599 SurePunch® Pro detachable LED light
- R PA4572 110 blade
- R PA4591 Double 110 blade
- R PA4573 66 blade
- R PA4574 BIX blade
- R PA4575 Krone LSA blade
- R PA1543 LAN ProNavigator® tester & remote
- R PA1573 Telephone Test Set & LAN Cable-Check™
- R PA1902 RJ45 adapter
- R PA1900 Can wrench
- N/A (10) RJ22 handset plugs
- R PA9520 (10) RJ11/12 plugs, stranded, flat cable
- R PA9546 (10) RJ45 plugs, Cat5e, solid, round cable
- R PA9644 (10) CATV "F" RG6/RG6 QS connectors
- R PA901074 (2) BNC-to-CATV "F" adapters
- R PA4923 Ultimate Tool Bag
- N/A Plano® plastic tackle box

**Ultimate Premise Service Kit**



This kit is designed for today's on-the-go LAN professional. It provides all the tools and testers you need to maintain your data, voice and video networks all in our Ultimate Tool Bag that's always ready.

CAT. NO.	DESCRIPTION	WEIGHT
PA4933	Ultimate Premise Service Kit	6.1 lbs

**PA4932 ULTIMATE PREMISE SERVICE KIT INCLUDES**

- R PA1179 KT8 round cable cutter
  - R PA1116 Data SureStrip® UTP/STP & flat satin cutter/stripper
  - R PA1257 LC-CST CATV "F" coax stripper
  - R PA8000 CrimpALL® crimp frame with EZI-CHANGE™ thumb screws
  - R PA3589 SurePunch® Pro punchdown tool
  - R PA4572 110 blade
  - R PA4573 66 blade
  - R PA1543 LAN ProNavigator® tester & remote
  - R PA1573 Telephone Test Set & LAN Cable-Check™
  - R PA1902 RJ45 adapter
  - R PA901074 (2) BNC-to-CATV "F" adapters
  - R PA4923 Ultimate Tool Bag
  - N/A Plano® plastic tackle box
- Die Sets:**
- R PA2062 Die Sets: RJ11/12 WE/SS-style
  - R PA2687 Die Sets: RJ45 WE/SS-style & RG6/RG6 QS CATV "F"



## Ultimate Coax Compression Tool Kit



This kit is for installing home theaters, HDTV, satellite and digital cable TV systems. It contains everything needed for new home construction or retrofitting sophisticated A/V solutions.

CAT. NO.	DESCRIPTION	WEIGHT
PA4939	Ultimate Coax Compression Tool Kit	8.25 lbs

### PA4939 ULTIMATE COAX COMPRESSION TOOL PRO KIT INCLUDES

<b>R</b>	PA1821	AM 35 Slitter
<b>R</b>	PA1179	KT8 Cutter
<b>R</b>	PA1119	UTP/Coax Cutter/Stripper
<b>R</b>	PA1280	CST Pro Coax tool
<b>R</b>	PA2280	CST Pro GRN Cassette
<b>R</b>	PA2281	CST Pro OG – Kings & Amphenol BNC
<b>R</b>	PA2282	CST Pro BK – ADC, Amphenol HDTV BNC
<b>R</b>	PA2283	CST Pro BL – CATV “F”
<b>R</b>	PA2284	CST Pro Rollers
<b>R</b>	PA1927	CATV “F” Flaring & Insertion Tool
<b>R</b>	PA1557	SealTite® Pro Compression Crimper
<b>R</b>	PA1907	BNC Extraction Tool
<b>R</b>	PA1908	CATV “F” Extraction Tool
<b>R</b>	PA1594	LAN & A/V Cable-Check™ Tester
	N/A	Plano® Tackle Box
<b>R</b>	PA4923	Ultimate Tool Bag
<b>R</b>	PA9645	(50) SealTite™ CATV “F” – RG59
<b>R</b>	PA9720	(10) SealTite™ RCA – RGX
<b>R</b>	PA9730	(10) SealTite™ BNC – RGX
<b>R</b>	PA906002	(30) Connector & Adapter Assortment Pack

## Ultimate DataReady® Pro Kit



If you're an installer or technician needing a data cable tool kit solution, this is it. It includes all the tools you need for Cat5, Cat5e and Cat6 installation or maintenance in our rugged Ultimate Tool Bag.

CAT. NO.	DESCRIPTION	WEIGHT
PA4934	Ultimate DataReady® Pro Kit	5.15 lbs

### PA4932 ULTIMATE DATAREADY® PRO KIT INCLUDES

<b>R</b>	PA1116	Data SureStrip® UTP/STP & flat satin cutter/stripper
<b>R</b>	PA1923	Untwist tool
<b>R</b>	PA8000	CrimpALL® crimp frame with EZI-CHANGE™ thumb screws
<b>R</b>	PA3589	SurePunch® Pro punchdown tool
<b>R</b>	PA4599	SurePunch® Pro detachable LED light
<b>R</b>	PA4571	110/ 66 blade
<b>R</b>	PA4591	Double 110 blade
<b>R</b>	PA1543	LAN ProNavigator® tester & remote
<b>R</b>	PA4923	Ultimate Tool Bag
	N/A	Plano® plastic tackle box
<b>Die Sets:</b>		
<b>R</b>	PA2061	RJ45 WE/SS-style
<b>R</b>	PA2062	RJ11/12 WE/SS-style
<b>R</b>	PA2063	RJ22 handset
<b>R</b>	PA2064	RJ45 AMP-style
<b>R</b>	PA2067	RJ11 DEC-MMJ











## Ultimate Data/Voice Pro Kit



This complete kit is for data and voice installation and maintenance stored in the new versatile Ultimate Tool Bag.

CAT. NO.	DESCRIPTION	WEIGHT
PA4935	Ultimate Data/Voice Pro Kit	4.5 lbs

### PA4935 ULTIMATE DATA/VOICE PRO KIT INCLUDES

	PA1116	Data SureStrip® UTP/STP & flat satin cutter/stripper
	PA1923	Untwist tool
	PA1561	All-in-One Phone/Data tool
	PA3589	SurePunch® Pro punchdown tool
	PA4572	110 blade
	PA4573	66 blade
	PA4591	Double 110 blade
	PA1573	Telephone Test Set & LAN Cable-Check™
	PA1900	Can wrench
	PA4923	Ultimate Tool Bag
	N/A	Plano® plastic tackle box

## Ultimate Tool Bag



Tools and bits not included

- Main compartment features removable inner tote and 3 additional pockets.
- Removable inner tote with 8 adjustable storage slots keeps smaller tools handy.
- Detachable shoulder strap with 3 anchor points to carry bag horizontally or vertically.
- Deep Velcro pockets holds large tools or test equipment.
- Plano® divided tackle box neatly stores dies, blades & connectors. Fits into all outer pockets.
- Sturdy bottom prevents bag from flopping over when sitting upright.

CAT. NO.	DESCRIPTION	WEIGHT
PA4923	Ultimate Tool Bag with Plano® tackle box	2.2 lbs

## SealTite® Pro A/V Kit



The new SealTite® Pro A/V kit is all you need to make custom length digital and analog audio and component video cables using compression RCA, BNC and cable TV "F" connectors.

CAT. NO.	DESCRIPTION	WEIGHT
PA4915	SealTite® Pro A/V Kit	46 oz

### SEALTITE® PRO A/V KIT INCLUDES

PA1119	Combination UTP/Coax Data SureStrip
PA1559	SealTite Pro Compression Crimper
N/A	2 sets of color bands for RCA & BNC Connectors

### 6 BONUS RG6/RG6 QS Compression Connectors

PA9714	(2) RCA
PA9715	(2) BNC
PA9643	(2) Cable TV "F"

## SealTite® Pro Cable TV "F" Kit



Tackle all of your compression crimping jobs with the complete SealTite® Pro Kit. Includes all the tools you need to prepare the cable and terminate any compression connector using RG59, RG6 or RG6 Quad shield cables.

CAT. NO.	DESCRIPTION	WEIGHT
PA4910	SealTite® Pro Kit	46 oz

### SEALTITE® PRO KIT INCLUDES

<b>R</b>	PA1179	KT8 round cable cutter
<b>R</b>	PA1257	LC CST CATV "F" coax stripper
<b>R</b>	PA1917	RG6/RG6 Quad shield flaring tool
<b>R</b>	PA1559	SealTite® Pro compression crimper
	N/A	RG6/RG6 Quad SealTite® connectors (10)

## CoaxReady™ Compression Tool Kit



Adding to our CoaxReady solutions, this kit has everything you will need to terminate any manufacturers' cable TV "F", RCA or BNC compression connectors using RG6, RG6 Quad or RG59 cable sizes.

- 12 piece kit
- Includes zippered cordura portfolio case

CAT. NO.	DESCRIPTION	WEIGHT
PA906003	CoaxReady™ Compression Tool Kit	3.5 lbs

### COAXREADY™ COMPRESSION TOOL KIT INCLUDES

<b>R</b>	PA1821	AM 35 Slitter
<b>R</b>	PA1179	KT8 Cutter
<b>R</b>	PA1119	Data & AV UTP & Coax Cutter/Stripper
<b>R</b>	PA1280	CST Pro Coax tool
<b>R</b>	PA2280	CST Pro GRN 3-Level Strip Blade Cartridge
<b>R</b>	PA2283	CST Pro OG 3-Level Strip Blade Cartridge
<b>R</b>	PA2282	CST Pro BK 3-Level Strip Blade Cartridge
<b>R</b>	PA2284	CST Pro Rollers
<b>R</b>	PA1927	CATV "F" Flaring & Insertion Tool
<b>R</b>	PA1555	SealTite® Pro Compression Crimper
	N/A	Zippered Cordura® Portfolio Case

## CoaxReady™ Deluxe Kit



Perfect for LAN/Ethernet or video & CATV installation. For a wide variety of coaxial connectors including mini-coax and HDTV applications, CoaxReady™ Deluxe combines our most popular tools for a complete coax solution in a handy zipper case.

- Kit also includes terminators and adapters

CAT. NO.	DESCRIPTION	WEIGHT
PA901081	CoaxReady™ Deluxe Kit	3 lbs

### COAXREADY™ DELUXE KIT INCLUDES

<b>R</b>	PA1179	KT8 round cable cutter
<b>R</b>	PA1255	LC CST-58/59 coax stripper
<b>R</b>	PA1578	SoHo Cable Check™
<b>R</b>	PA1302	1300 crimp tool frame with EZI-CHANGE™ thumb screws

### DIE SETS:

<b>R</b>	PA2034	BNC/TNC - RG58/59/62AU
<b>R</b>	PA2649	BNC/TNC - CATV "F" RG59/6/Belden 8281/1694A and 1505A
<b>R</b>	PA2653	SMA/SMB/Mini 59 BNC & TNC/Mini-UHF

## CoaxReady™ Kit



With this kit a technician is set to tackle most coaxial cabling challenges. Perfect for the LAN/Ethernet or video installation installer. For a wide variety of coaxial connectors including mini-coax applications, CoaxReady™ combines our most popular tools with the new LC CST coax stripper in a handy zippered case.

CAT. NO.	DESCRIPTION	WEIGHT
PA901054	CoaxReady™ Kit	2.5 lbs

### COAXREADY™ KIT INCLUDES

<b>R</b>	PA1179	KT8 round cable cutter
<b>R</b>	PA1255	LC CST-58/59 coax stripper
<b>R</b>	PA1302	1300 crimp tool frame with EZI-CHANGE™ thumb screws

### DIE SETS:

<b>R</b>	PA2034	BNC/TNC - RG58/59/62AU
<b>R</b>	PA2075	BNC/TNC - RG58/59/62AU RG6 Teflon/Plenum
<b>R</b>	PA2653	SMA/SMB/Mini 59 BNC & TNC/Mini-UHF

Teflon® is a registered trademark of DuPont

## Telco Technician Tool Kit



CAT. NO.	DESCRIPTION	WEIGHT
PA4938	Telco Technician Kit	7.6 lbs

### BROADCASTREADY® PRO KIT INCLUDES

<b>R</b>	PA1116	Data SureStrip® UTP/STP Cutter/Stripper
<b>R</b>	PA1933	Datacomm Scissors
<b>R</b>	PA3570	SurePunch® Pro Punchdown Tool
<b>R</b>	PA4571	110/66 blade
<b>R</b>	PA4599	SurePunch® Pro Detachable LED Light
	N/A	Mini-MagLite®
	N/A	Sharpie® Black Marker
<b>R</b>	PA4940	GripPack Quick Release PDT Holster
<b>R</b>	PA1561	All-in-One Phone/Data Crimp Tool
<b>R</b>	PA9655	(50) RJ45 Cat5e Modular Plugs
<b>R</b>	PA9654	(50) RJ11 Modular Plugs
<b>R</b>	PA1902	RJ45 Adapter
<b>R</b>	PA1903	RJ11 Adapter
<b>R</b>	PA1573	Tone Probe Plus Cable-Check™
<b>R</b>	TM500	Butt Set
	N/A	Plano® Tackle Box
<b>R</b>	PA4923	Ultimate Tool Bag

## BroadcastReady® Kit



The BroadcastReady™ Kit includes professional tools for cutting, stripping, crimping and testing coaxial cable connections for HDTV, video and RF communications. Protected by a padded, zipper case. Also includes a screwdriver to change out die sets.

CAT. NO.	DESCRIPTION	WEIGHT
PA901083	BroadcastReady® Kit	3 lbs

### BROADCASTREADY® PRO KIT INCLUDES

<b>R</b>	PA1179	KT8 round cable cutter
<b>R</b>	PA1280	CST Pro Coax tool
<b>R</b>	PA2280	CST Pro GRN – common connectors
<b>R</b>	PA2281	CST Pro OG – Kings & Amphenol 3-piece
<b>R</b>	PA2282	CST Pro BK – ADC, Amphenol HDTV
	N/A	Screwdriver to change dies
<b>R</b>	PA1543	LAN ProNavigator® tester & remote
<b>R</b>	PA1600	1600 Series crimp frame

## DataComm Pro Starter Kit Max



This kit is also a starter kit for datacomm professionals.

- 66 piece kit
- Includes the complete solution for cutting, crimping, and terminating
- All the tools included come in a compact zipper case

CAT. NO.	DESCRIPTION	WEIGHT
PA4908	DataComm Pro Starter Kit	1.8 lbs

### DATACOMM PRO STARTER KIT INCLUDES

<b>R</b>	PA1116	Data SureStrip® UTP/STP Cutter/Stripper
<b>R</b>	PA1931	Datacomm Scissors
<b>R</b>	PA3570	SurePunch® Pro Punchdown Tool
<b>R</b>	PA4528	110 Reversible blade
<b>R</b>	PA1561	All-in-One Phone/Data Crimp Tool
<b>R</b>	PA9520	(10) RJ45 Cat5e Modular Plugs
<b>R</b>	PA9654	(50) RJ11 Modular Plugs
	N/A	Compact Zipper Case

## DataReady™ Pro Kit



A complete data cable installation kit providing everything to support the installer using commonly-available connectors, and punchdown termination blocks. All tools contained in a professional-quality, soft-sided zipper case with heavy-duty wrist strap.

CAT. NO.	DESCRIPTION	WEIGHT
PA901378	DataReady™ PRO Kit	4 lbs
PA9013781	DataReady™ PRO Kit - Krone*	4 lbs

### DATAREADY™ PRO KITS INCLUDE

<b>R</b>	PA1116	Data SureStrip® UTP/STP & flat satin cutter/stripper
<b>R</b>	PA1923	Untwist Tool
<b>R</b>	PA3589	SurePunch® Pro punchdown tool
<b>R</b>	PA4599	SurePunch® Pro detachable LED light
<b>R</b>	PA4591	Double 110 blade
<b>R</b>	PA4571	110/ 66 blade**
<b>R</b>	PA1543	LAN ProNavigator® UTP/STP continuity tester & remote
<b>R</b>	PA8000	CrimpALL® crimp frame with EZI-CHANGE™ thumb screws

### DIE SETS:

<b>R</b>	PA2061	RJ45 WE/SS-style
<b>R</b>	PA2062	RJ11/12 WE/SS-style
<b>R</b>	PA2063	RJ22 handset
<b>R</b>	PA2064	DRJ45 AMP-style
<b>R</b>	PA2067	RJ11 DEC-MMJ

\* Additional 110 blade included in PA9013781 Kit

\*\* Replaced with Krone blade PA4575 (only with PA9013781 Kit)

## DataReady™ Kit



The complete Category 5 datacomm tool set in a handy zipper case. Everything needed for a CAT-5 installation except the cable.

CAT. NO.	DESCRIPTION	WEIGHT
PA901053	DataReady™ Kit	3 lbs
PA9010531	DataReady™ Kit - AMP/Krone*	3 lbs

### DATEREADY™ KITS INCLUDE

<b>R</b>	PA1116	Data SureStrip® UTP/STP & flat satin cutter/stripper
<b>R</b>	PA1561	All-in-One Phone/Data tool*
<b>R</b>	PA3570	SurePunch® Impact Punchdown Tool
<b>R</b>	PA4571	110/ 66 blade**
<b>R</b>	PA1576	Data Link/ID and Cable-Check™ Tester
	N/A	(20) RJ45 plugs, Cat5e, solid/stranded; flat/round cable
	N/A	Zipper Case with Carrying Strap

\* WE/SS - style replaced with AMP - style #1557

\*\* Contains 110 & Krone blades PA4575 (only with PA9010531 Kit)

## Premise Service Kit



Our biggest data, voice, and coaxial LAN installation kit provides everything for twisted pair and coaxial cable installation. All tools contained in a professional blow-mold case complete with form-fitting foam.

CAT. NO.	DESCRIPTION	WEIGHT
PA901039	Premise Service Kit	7.6 lbs
PA9010391	Premise Service Kit - AMP/Krone*	7.6 lbs

### PREMISE SERVICE KITS INCLUDE

<b>R</b>	PA1179	KT8 round cable cutter
<b>R</b>	PA1257	LC-CST CATV "F" coax stripper*
<b>R</b>	PA1116	Data SureStrip® UTP/STP & flat satin cutter/stripper
<b>R</b>	PA8000	CrimpALL® crimp frame with EZI-CHANGE™ thumb screws
<b>R</b>	PA3589	SurePunch® Pro punchdown tool
<b>R</b>	PA4599	SurePunch® Pro detachable LED light
<b>R</b>	PA4578	110 blade
<b>R</b>	PA4573	66 blade***
<b>R</b>	PA1543	LAN ProNavigator® UTP/STP continuity tester & remote
<b>R</b>	PA1573	Telephone Test Set & LAN Cable-Check™
<b>R</b>	PA1902	RJ45 8-way adapter

### DIE SETS:

<b>R</b>	PA2062	RJ11/12 WE/SS-style**
<b>R</b>	PA2687	RJ45 WE/SS-style & RG6/RG6 QS CATV "F"***

\* Replaced with LC CST-58/59 coax stripper PA1255

\*\* Replaced with RJ45 AMP-style & RG58/59 BNC/TNC dies PA2034, PA2064, PA2065

\*\*\* Replaced with BIX or Krone blade #PA4575 (only with PA9010391 Kit)

## Network Tool Bundle



This new bundle provides the perfect solution for DIYers that want to use professional tools or for small contractors just starting out installing networks. It includes everything you need but the cable to get the job done.

CAT. NO.	DESCRIPTION	WEIGHT
PA4909	Network Tool Bundle	18.4 oz

### PA4909 NETWORK TOOL BUNDLE INCLUDES

- R** PA1116 Data SureStrip® UTP/STP & flat satin cutter/stripper
- R** PA1561 All-in-One Phone & Data Tool
- R** PA3580 Non-impact 110 punchdown
- R** PA9546 10, RJ45 Cat5e plugs
- R** PA9520 10, RJ11 plugs



## Computer Service Kit



- 3.6V cordless screwdriver, battery & charger.
- ESD wrist strap.
- 30-watt soldering iron.
- Desolderer & soldering aid with pick & scraper/cutter tip.
- Needle nose pliers (2).
- Angled-head lead cutter.
- Insulated tweezers.
- Component gripper & IC extractor.
- 10-piece driver socket set.
- 24-piece driver bit set: Torx, Hex, Phillips, Pozidrive, Slotted, and Square-Head.
- Socket adapter/extender & socket bit holder/extender.

CAT. NO.	DESCRIPTION	WEIGHT
PA4370	Computer service kit	4.5 lbs

## Cordless Screwdriver & Socket Set



- Adjustable torque up to 21.7in-lbs (2.4 N-m).
- Includes 3.6V rechargeable battery.
- AC adapter/battery charger & bit holder included.
- Forward/reverse direction.
- One-hand operation.
- Handle swings easily from pistol to rod form.
- Includes 14-piece socket set: 6-12 mm; 3/16"-1/2".
- Includes 26-piece driver bits: 3 slotted, 5 Torx, 3 Phillips, 3 Robertson, 12 hex.
- Accepts 1/4" bits.

### SPECIFICATIONS

<b>Weight</b>	1.38 lbs. (.63 kg)
<b>Length</b>	9.52" (242 mm)
<b>Power Requirements</b>	3.6V NiCd battery
<b>Battery Life</b>	Approx. 600 cycles
<b>Charging Time</b>	3-6 hours
<b>AC adapter input</b>	120VAC 50-60Hz
<b>No-load Speed</b>	170 rpm
<b>Motor</b>	3.6VDC
<b>Max. torque</b>	21.7 in-lbs. (2.4 N-m)

\* Not for use on precision torque screw requirements.

CAT. NO.	DESCRIPTION
PA4336	Cordless screwdriver & socket set
PA6000	Replacement battery)
PA6001	Battery Charger

# TERMINATION & TESTING

## Voice and Category 5 Data Termination Kit



- Includes the tools and connectors necessary for installing a voice and data network.
- Durable Cordura® Plus zipper case protects and organizes tools and includes a see-through pouch for storing connectors.
- Outside pockets provide convenient storage of instruction manuals or worksite documents.

CAT. NO.	UPC NO.	DESCRIPTION
45469	45469	Voice and Category 5 Data Termination Kit

**Kit Includes:**

CAT. NO.	UPC NO.	DESCRIPTION
45482	45482	Cable Cutter
45579	45579	Kwik Stripper® Twisted Pair Stripper
46023	46023	Punchdown Tool with 110 Blade
46022	46022	66 Style Punchdown Blade
45575	45575	Telephone Ratchet Crimper for 4-, 6- and 8-Position Modular Plugs
45760	45760	Category 5 Connectors RJ45, 8-Position (Qty. 50)
45479	45479	Zipper Case

## Category 5 Data Termination and Test Kit



- Includes the tools, connectors and testers necessary for installing a Cat 5 data network.
- Durable Cordura® Plus zipper case protects and organizes tools and includes a see-through pouch for storing connectors.
- Outside pockets provide convenient storage of instruction manuals or worksite documents.

CAT. NO.	UPC NO.	DESCRIPTION
45470	45470	Category 5 Data Termination and Test Kit

**Kit Includes:**

CAT. NO.	UPC NO.	DESCRIPTION
45482	45482	Cable Cutter
45579	45579	Kwik Stripper® Twisted Pair Stripper
46023	46023	Punchdown Tool with 110 Blade
45575	45575	Telephone Ratchet Crimper for 4-, 6- and 8-Position Modular Plugs
45760	45760	Category 5 Connectors RJ45, 8-Position (Qty. 50)
468T	60379	Modular Cable Tester Transmitter with Tone Generator
468R	60380	Modular Cable Tester Receiver
45485	45485	Zipper Case

# FIBER OPTIC HAND TOOLS

## ProGrip 5-in-1 Fiber Optic Stripper



- Precision ground stripping cavities for:
  - 2.0 - 2.4 mm outer jacket
  - 2.0 - 3.0 mm loose tube
  - 2.8 - 3.0 mm outer jacket
  - 900 µm buffer insulation
  - 900/125 µm and 250/125 µm buffer/acrylate
- Factory calibrated.

CAT. NO.	DESCRIPTION
PA1171	ProGrip 5-in-1 Fiber Optic Stripper

## ProGrip 3-in-1 Fiber Optic Stripper



- Precision ground stripping cavities for:
  - 2.0 mm outer jacket
  - 900 µm buffer insulation
  - 250 µm buffer/acrylate
- Factory calibrated.

CAT. NO.	DESCRIPTION
PA1177	ProGrip 3-in-1 Fiber Optic Stripper

## Economy Kevlar® Cutter



- Cut protective Kevlar strands in fiber optic cable.
- Hard-chromed serrated edges to easily cut through Kevlar.
- Comfortable handles with large finger openings.
- 7.75" (197 mm) long

CAT. NO.	DESCRIPTION	WEIGHT
PA1511	Economy Kevlar Cutter	2 oz

Kevlar is a registered trademark of E.I. DuPont, Inc.

## Economy Fiber Optic Stripper



- Pre-calibrated and factory set to ensure precision.
- Bright orange rubber dipped handles.
- Lock closure for safety and transport.
- Tool is for stripping 2.0-3.0 mm Fiber Optic cable, micron-cladded core.
- 5" (127 mm) long

### SPECIFICATIONS

Weight	3 oz. (86 g)
Length	5" (127 mm)

CAT. NO.	DESCRIPTION	WEIGHT
PA1162	Economy Fiber Optic Stripper	3 oz

### Pocket Cable Stripper



- Specifically designed for stripping power and telecommunications cables from 3/4" to 1-1/2" in diameter (19 mm to 40 mm).
- Strips solid conductor, stranded conductor and multiple conductor cables.
- Easy blade depth adjustment.
- Blade rotates for circular, longitudinal and spiral cuts.

CAT. NO.	UPC NO.	DESCRIPTION
1903	12679	Cable Stripping Tool
13544	13544	Replacement Blade (2 per package)
13545	13545	Replacement Small Hook
13546	13546	Replacement Large Hook

### Fiber Optic Scribe



- Pen-type scribe with screw-in non-reversible carbide tip.
- Wedge shaped tip.
- Pocket-clip.
- Stainless steel barrel.
- 5.25" (197 mm)

CAT. NO.	DESCRIPTION	WEIGHT
PA1922-1	Fiber Optic Scribe	2 oz

### Fiber Optic Polishing Pucks



- Manufactured from aluminum with tungsten coating.
- Cleaner than conventional plastic pucks because less debris left behind.
- Double the lifetime of conventional plastic pucks.
- Length: 7.75" (197 mm)

CAT. NO.	DESCRIPTION	WEIGHT
PA1920-1	SC, ST, FC Polishing Puck	2 oz
PA1926-1	LC Polishing Puck	2 oz

## Fiber Optic Inspection Microscope



- High-powered microscope is used to check a connector's endface for excess epoxy, core or cladding chips or other irregularities that degrade optical performance of the connector.
- Laser safety filter protects eyesight.
- Rubber eyecup for comfortable use.
- Rugged aluminum housing.
- 200X magnification.
- Universal adapter works with ST, SC or FC connectors.
- Includes padded nylon carrying case.

CAT. NO.	UPC NO.	DESCRIPTION
45651	45651	Fiber Optic Inspection Microscope


## Connector Cleaning Systems



- Special lint-free fabric-on-a-reel quickly cleans ferrule endfaces of dust, oil and other contaminants.
- Cleaning system is completely self-contained.
- No need for alcohol.
- A single cleaning reel can be used for over 400 ferrule cleanings.
- ReelCleaner™ can be used on all connector types including MTP and MT-RJ.

CAT. NO.	UPC NO.	DESCRIPTION
948	60692	ReelCleaner™ Connector Cleaning System
<b>R</b> 948/2	10792	Reel Set, 2/Package
<b>R</b> 945/ESD/1	24053	Reel Set, 1/Package

## Adapter Cleaning Wands



- Specially-created, lint-free materials clean hard-to-reach fiber optic interfaces, bulkhead adapters and ferrule alignment sleeves.

CAT. NO.	UPC NO.	DESCRIPTION
946	60571	2.5 mm Cleaning Wands, 10/Package
946K	60689	2.5 mm Cleaning Wands, 200/Box
947	60690	1.25 mm Cleaning Wands, 10/Package
947K	60691	1.25 mm Cleaning Wands, 200/Box

## Fiber Optic Consumables Kit



- Contains the most commonly used consumables for epoxy and polish fiber optic terminations.

CAT. NO.	UPC NO.	DESCRIPTION
45656	45656	Fiber Optic Consumables Kit

# FIBER OPTIC TESTING

## 525-90 PON Optical Loss Test Set



- 1310/1490/1550nm.
- Automated Insertion/Return Loss measurements.
- One button AUTOTEST.
- Stores 1000 measurement results.
- Cable acceptance software for report generation and fiber optic cable management.
- Optical power meter.
- Optical return loss meter.
- Rechargeable batteries.
- Rugged package for outside plant environment.

CAT. NO.	UPC NO.	DESCRIPTION
525-90-FC	00899	PON Optical Loss Test Set (1310/1490/1550 nm)
525-90-SC	00900	PON Optical Loss Test Set (1310/1490/1550 nm)

### SPECIFICATIONS

#### POWER METER

Detector Type	InGaAs
Display Range	+10 dBm to -70 dBm
Calibrated Wavelengths	850, 980, 1300, 1310, 1490, 1550, 1625
Absolute Accuracy	<±0.25 dB
Resolution	0.01 dB
Measurement Units	dBm, dB

#### SOURCE

Center Wavelength	1310 nm ±	1490 nm ±	1550 nm ±
	30 nm	30 nm	30 nm
Spectral Width	<5	<5	<5
Output Power	>-10 dBm	>-10 dBm	>-10 dBm
Output Stability	<±0.15 dB/8 hrs	<±0.15 dB/8 hrs	<±0.15 dB/8 hrs
Bulkhead Type	UCI-APC polish adapter 9-125 SM SOCA Adapter		

See page 368 for available adapters.

### SPECIFICATIONS

#### AUTOTEST INSERTION LOSS

Test Port	40 dB
Measurement Range	
Calibrated Wavelengths	1310, 1490, 1550 nm

#### RETURN LOSS

Measurement Range	10 to 45 dB
Accuracy	.5 dB

#### GENERAL SPECIFICATIONS

Display Type	Graphics Liquid Crystal with Backlight
Fiber Type	Singlemode 9/125 um
Standard Adapter Type	FC, SC, ST other adapter options available
Laser Classification	Class 1 CFR 1040
Operating Temperature	0° C to +50° C
Storage Temperature	-20° C to +60° C
Relative Humidity	0 to 95% RH non-condensing
Size	7.6 x 4.3 x 2.3 in. (19.3 x 10.9 x 5.8 cm)
Weight	2.2 lbs. (1.0 kg)
Power	Internal rechargeable NiMH
Battery Life	> 8 hours

## 525-60 Smart Optical Loss Test Set



- Automated bi-directional testing.
- Optical return loss measurements.
- Dual wavelength insertion loss measurements.
- Multi-mode and Single-mode models feature user settable PASS/FAIL thresholds.
- Communications between units via messaging.
- Wide dynamic range optical power meter.
- Test record storage and data management software.
- Rugged outside plant instrument package.
- Universal connector interface.

CAT. NO.	UPC NO.	DESCRIPTION
525-60-FC	00894	1310/1550 nm Smart Optical Loss Test Set - PC Connectors
525-60-SC	00895	1310/1550 nm Smart Optical Loss Test Set - APC Connectors
525-60-ST	00896	1310/1550 nm Smart Optical Loss Test Set - APC Connectors
525-60RLAPC-FC	00897	1310/1550 nm Smart Optical Loss Test Set - APC Connectors
525-60RLAPC-SC	00898	1310/1550 nm Smart Optical Loss Test Set - APC Connectors

### SPECIFICATIONS

	525-60-XX	525-60RLAPC-XX
Instrument Type	Singlemode Smart Loss Test Set	Singlemode Smart Loss Test Set
Interface Connector	PC Connector Interface AUTOTEST performs	APC Connector Interface AUTOTEST performs
AUTOTEST measurements	Insertion Loss Test and Manual Return Loss	Insertion and Return Loss in one Test

### POWER METER SPECIFICATIONS

Detector Type	InGaAs	InGaAs
Display Range	+10 dBm to -70 dBm	+10 dBm to -70 dBm
Calibrated Wavelengths	850, 980, 1300, 1310, 1550, 1480, 1625	850, 980, 1300, 1310, 1550, 1480, 1625
Absolute Accuracy	±0.25 dB	±0.25 dB
Resolution	0.01 dB	0.01 dB
Measurement Units	dBm, dB, W	dBm, dB, W
Adapter Type	UCI-UPC flat polish adapter 9/125SM	UCI-UPC flat polish adapter 9/125SM

### SOURCE SPECIFICATIONS

Center Wavelength	1310 nm ±30 nm	1550 nm ±30 nm	1310 nm ±30 nm	1550 nm ±30 nm
Spectral Width	<5	<5	<5	<5
Output Power	>-10 dBm	>-10 dBm	>-10 dBm	>-10 dBm
Output Stability	±0.15 dB	±0.15 dB	±0.15 dB	±0.15 dB
	8 hours	8 hours	8 hours	8 hours

### AUTOTEST INSERTION LOSS SPECIFICATIONS

Test Port Measurement Range	40 dB	40 dB
Calibrated Wavelengths	1310, 1550 nm	1310, 1550 nm

### RETURN LOSS SPECIFICATIONS

Measurement Range	10 to 45 dB	10 to 45 dB
Accuracy	.5 dB	.5 dB

### GENERAL DESCRIPTIONS

Display Type	Graphics Liquid Crystal with Backlight	Graphics Liquid Crystal with Backlight
Fiber Type	Singlemode 9/125 um	Singlemode 9/125 um
Standard Adapter Type	FC, SC, ST other adapter options available	FC, SC, ST other adapter options available
Laser Classification	Class 1 CFR 1040	Class 1 CFR 1040
Operating Temperature	0° C to +50° C	0° C to +50° C
Storage Temperature	-20° C to +60° C	-20° C to +60° C
Relative Humidity	0 to 95% RH non-condensing	0 to 95% RH non-condensing
Size	19.3 x 10.9 x 5.8 cm (7.6 x 4.3 x 2.3 in)	19.3 x 10.9 x 5.8 cm (7.6 x 4.3 x 2.3 in)
Weight	1.0 kg (2.2 lbs)	1.0 kg (2.2 lbs)
Power	Internal rechargeable NiMH	Internal rechargeable NiMH
Battery Life	>8 hours	>8 hours

## 525-30 Smart Optical Loss Test Set



- Automated dual cable testing.
- Optical return loss measurements.
- Dual wavelength insertion loss measurements.
- Multi-mode and Single-mode models feature user settable PASS/FAIL thresholds.
- Communications between units via messaging.
- Wide dynamic range optical power meter.
- Test record storage and data management software.
- Rugged outside plant instrument package.
- Universal connector interface.

### SPECIFICATIONS

CAT. NO.	UPC NO.	DESCRIPTION
525-30-FC	00891	850/1300nm Smart Optical Loss Test Set - PC Connectors

#### POWER METER

<b>Detector Type</b>	InGaAs
<b>Display Range</b>	+10 dBm to -70 dBm
<b>Calibrated Wavelengths</b>	850, 980, 1300, 1310, 1550, 1480, 1625 nm
<b>Absolute Accuracy</b>	<±0.25 dB
<b>Resolution</b>	0.01 dB
<b>Measurement Units</b>	dBm, dB

#### SOURCE

<b>Center Wavelength</b>	850 nm ±30 nm	1300 nm ±30 nm
<b>Spectral Width</b>	<170	<170
<b>Output Power</b>	>-21 dBm	>-21 dBm
<b>Output Stability</b>	<±0.10 dB/8 hrs	<±0.10 dB/8 hrs
<b>HOMP</b>		0.03 dB to 0.80 dB
<b>Adapter Type</b>	UCI-APC flat polish adapter 62.5/125 SM	

See page 368 for available adapters.

#### AUTOTEST INSERTION LOSS

<b>Test Port</b>	
<b>Measurement Range</b>	25 dB
<b>Calibrated Wavelengths</b>	850, 1300 nm

#### GENERAL SPECIFICATIONS

<b>Display Type</b>	Graphics Liquid Crystal with Backlight
<b>Fiber Type</b>	Multimode 62.5/125 um
<b>Standard Adapter Type</b>	FC, SC, ST other adapter options available
<b>Operating Temperature</b>	0° C to +50° C
<b>Storage Temperature</b>	-20° C to +60° C
<b>Relative Humidity</b>	0 to 95% RH non-condensing
<b>Size</b>	7.6 x 4.3 x 2.3 in. (19.3 x 10.9 x 5.8 cm)
<b>Weight</b>	2.2 lbs. (1.0 kg)
<b>Power</b>	Internal rechargeable NiMH
<b>Battery Life</b>	> 8 hours

## Fiber Optic Power Meter



- Easy to use - three buttons control all functions.
- Loss measurements in (dB); power measurements in (dBm).
- 0.01 dB measurement resolution.
- Multi-wavelength storage - store and recall reference power levels for faster, more efficient measurements.
- Snap-On connector interface adapts to FC, SC and ST connectors.
- Long battery life.
- User selectable auto shut-off.
- Rugged and splash-proof.
- Economically priced.

CAT. NO.	UPC NO.	DESCRIPTION
560XL	84485	Fiber Optic Power Meter
A 1062	60575	SC/PC UCI Adapter
A T1020	60576	FC/PC SOC Adapter
A T1030	60577	ST/PC SOC Adapter

### SPECIFICATIONS

#### Environmental

<b>Operating temperature</b>	-15° C to +55° C
<b>Storage temperature</b>	-35° C to +70° C
<b>Humidity</b>	0 to 95% non-condensing
<b>Dimensions</b>	7.2 x 14.2 x 3.5 cm (2.8 x 5.6 x 1.4 in.)
<b>Weight</b>	241 g (8.5 oz.)
<b>CE</b>	EN61010; EN50081-1: 1992; EN55011, Group 1, Class A EN50082-1: 1992 IEC 801-2, -3, -4

### SPECIFICATIONS

#### OPTICAL

<b>Calibration Wavelengths</b>	850 nm, 1300 nm, 1310 nm and 1550 nm
<b>Power Range</b>	+3 dBm to -60 dBm
<b>Accuracy</b>	± 0.25 dB
<b>Linearity</b>	
+3dBm to -3dBm	±0.5 dB
-3dBm to -50dBm	±0.5 dB
-50dBm to -60dBm	±0.5 dB
<b>Resolution</b>	0.01 dB
<b>Power Requirements</b>	Two AA size 1.5V batteries (approx. 100 hours continuous operation)
<b>Connector interface</b>	FC, SC or ST SOC Adapter



## Silicon Fiber Optic Power Meter

**NEW PRODUCT**



### SPECIFICATIONS

#### Environmental

<b>Operating temperature</b>	-15° C to +55° C
<b>Storage temperature</b>	-35° C to +70° C
<b>Humidity</b>	0 to 95% non-condensing
<b>Dimensions</b>	7.2 x 14.2 x 3.5 cm (2.8 x 5.6 x 1.4 in.)
<b>Weight</b>	241 g (8.5 oz.)
<b>CE</b>	EN61010; EN50081-1: 1992; EN55011, Group 1, Class A EN50082-1: 1992 IEC 801-2, -3, -4

- Easy to use - three buttons control all functions
- Loss measurements in (dB); power measurements in (dBm)
- 0.01 dB measurement resolution
- Snap on connector interface adapts to FC, SC and ST connectors. Contact Greenlee for other available adapters.
- Long battery life
- User selectable auto shut-off
- Rugged and splash-proof
- Economically priced

CAT. NO.	UPC NO.	DESCRIPTION
567XL	00025	XL fiberTOOLS - Silicon Fiber Optic Power Meter

### SPECIFICATIONS

#### OPTICAL

<b>Detector Type</b>	3 x 3.5 mm Silicon	
<b>Calibration Wavelengths</b>	635 nm, 780 nm, and 850 nm	
<b>Power Range</b>	+3 dBm to -60 dBm	
<b>Accuracy</b>	±0.25 dB	
<b>Linearity at:</b>	+3 dBm to -3 dBm	±0.5 db
	-3 dBm to -50 dBm	±0.05 db
	-50 dBm to -60 dBm	±0.5 db
<b>Resolution</b>	0.01 dB	
<b>Power Requirements</b>	Two AA size 1.5V batteries (approx. 100 hours continuous operation)	
<b>Connector Interface</b>	SOC	

## High Intensity Fiber Optic Power Meter

**NEW PRODUCT**



### SPECIFICATIONS

#### Environmental

<b>Operating temperature</b>	-15° C to +55° C
<b>Storage temperature</b>	-35° C to +70° C
<b>Humidity</b>	0 to 95% non-condensing
<b>Dimensions</b>	7.2 x 14.2 x 3.5 cm (2.8 x 5.6 x 1.4 in.)
<b>Weight</b>	241 g (8.5 oz.)
<b>CE</b>	EN61010; EN50081-1: 1992; EN55011, Group 1, Class A EN50082-1: 1992 IEC 801-2, -3, -4

- Easy to use - three buttons control all functions
- Multi-Wavelength Storage: Store and recall reference power levels for faster, more efficient measurements!
- 0.01dB measurement resolution
- Loss measurements in (dB); power measurements in (dBm)
- Snap on connector interface adapts to FC, SC and ST connectors. Contact Greenlee for other available adapters.
- Long battery life
- User selectable auto shut-off
- Rugged and splash-proof
- Economically priced

CAT. NO.	UPC NO.	DESCRIPTION
568XL	00026	XL fiberTOOLS - High Intensity Optic Power Meter

### SPECIFICATIONS

#### OPTICAL

<b>Detector Type</b>	2 mm indium-arsenide (InGaAs)	
<b>Calibration Wavelengths</b>	980 nm, 1310 nm, and 1550 nm	
<b>Power Range</b>	+25 to -30 dBm (1310 nm and 1550 nm); +25 to -27 dBm measurement range at 980 nm. To avoid thermal damage, limit exposure high power (greater than +23 dBm) to less than 30 minutes.; +25 to -27 dBm (980 nm only)	
<b>Linearity at: (1310nm and 1550nm)</b>	+25 dBm to +22 dBm	±1.0 dB
	+22 dBm to +18 dBm	±0.5 dB
	+18 dBm to +10 dBm	±0.2 dB
	+10 dBm to -30 dBm	±0.05 dB
<b>Absolute Accuracy</b>	±0.25dB at calibration conditions	
<b>Wavelength Dependence</b>	975 to 985 nm	0.025 dB/nm
	1270 to 1330 nm	0.0033 dB/nm
	1500 to 1625 nm	0.0016 dB/nm
<b>Polarization Dependence</b>	<0.1 dB	
<b>Resolution</b>	±0.01 dB	
<b>Power Requirements</b>	Two AA size 1.5V batteries (approx. 100 hours continuous operation)	
<b>Connector Interface</b>	SOC	

### 850/1300 nm LED Source



**SPECIFICATIONS**

**ENVIRONMENTAL**

**Operating temperature** -15° C to +55° C  
**Storage temperature** -35° C to +70° C  
**Humidity** 0 to 95% non-condensing  
**Dimensions** 7.2 x 14.2 x 3.5 cm (2.8 x 5.6 x 1.4 in.)  
**Weight** 241 g (8.5 oz.)  
**CE** EN61010; EN50081-1: 1992; EN55011, Group 1, Class A EN50082-1: 1992 IEC 801-2, -3, -4

- 850/1300 nm wavelengths.
- Stable calibrated output.
- Easy to use.
- Continuous wave and modulated output.
- Fixed connector interface FC, SC or ST.
- Long battery life - approx. 80 hours.
- User selectable auto shut-off.
- Rugged and splash-proof.
- Economically priced.

CAT. NO.	UPC NO.	DESCRIPTION
570XL-FC	84486	850/1300 nm LED source w/FC interface
570XL-SC	84487	850/1300 nm LED source w/SC interface
570XL-ST	84488	850/1300 nm LED source w/ST interface

**SPECIFICATIONS**

**OPTICAL**

<b>Center Wavelengths</b>	850 nm	1300 nm
<b>Range (typical)</b>	840 nm to 880 nm	1270 nm to 1345 nm
<b>Max. spectral width</b>	55 nm	150 nm
<b>Stability (1 hour)</b>	±0.05 dB	±0.05 dB
<b>Typical power output</b>		
<b>100/140um</b>	-13 dBm	-20 dBm
<b>62.5/125um</b>	-13 dBm	-20 dBm
<b>50/125um</b>	-14 dBm	-21 dBm
<b>Modulation frequency</b>	270 kHz, 1 kHz and 2 kHz	270 kHz, 1 kHz and 2 kHz
<b>Power Requirements</b>	Two AA size 1.5V batteries	Two AA size 1.5V batteries
<b>(approx. 80 hours continuous operation)</b>		
<b>Connector interface</b>	FC, SC or ST	FC, SC or ST

### 1310/1550 nm Laser Source



**SPECIFICATIONS**

**ENVIRONMENTAL**

**Operating temperature** -15° C to +55° C  
**Storage temperature** -35° C to +70° C  
**Humidity** 0 to 95% non-condensing  
**Dimensions** 7.2 x 14.2 x 3.5 cm (2.8 x 5.6 x 1.4 in.)  
**Weight** 241 g (8.5 oz.)  
**CE** EN61010; EN50081-1: 1992; EN55011, Group 1, Class A EN50082-1: 1992 IEC 801-2, -3, -4  
**CDRH Laser Class** Class 1

- 1310/1550nm wavelengths.
- Stable calibrated output.
- Easy to use.
- Continuous wave and modulated output.
- Fixed connect interface FC, SC or ST.
- Long battery life - approx. 80 hours.
- User selectable auto shut-off.
- Rugged and splash-proof.
- Economically priced.

CAT. NO.	UPC NO.	DESCRIPTION
580XL-FC	84489	1310/1550nm Laser source w/FC interface
580XL-SC	84490	1310/1550nm Laser source w/SC interface
580XL-ST	84491	1310/1550nm Laser source w/ST interface

**SPECIFICATIONS**

**OPTICAL**

<b>Center Wavelengths</b>	1310 nm	1550 nm
<b>Range (typical)</b>	1280 nm to 1340 nm	1520 nm to 1580 nm
<b>Max. spectral width</b>	<5 nm	<5 nm
<b>Stability (1 hour)</b>	±0.05 dB	±0.05 dB
<b>Typical power output (9/125)</b>		
<b>Minimum</b>	-8 dBm	-8 dBm
<b>Typical</b>	-7 dBm	-7 dBm
<b>Modulation frequency</b>	270 kHz, 1 kHz and 2 kHz	270 kHz, 1 kHz and 2 kHz
<b>Power Requirements</b>	Two AA size 1.5V batteries	Two AA size 1.5V batteries
<b>(approx. 80 hours continuous operation)</b>		
<b>Connector interface</b>	FC, SC or ST	FC, SC or ST

## 650 nm LED Source for Large Core Plastic and Glass Fiber

**NEW PRODUCT**



- 650 nm wavelength
- Stable calibrated output
- Easy to use
- Continuous wave and modulated output
- ST connector interface
- Long battery life - approx. 24 hours
- User selectable auto shut-off
- Rugged and splash-proof
- Economically priced

CAT. NO.	UPC NO.	DESCRIPTION
573XL-ST	00023	650NM LED source w/ST interface
573XL-UNIV	00598	650NM LED source w/UCI interface

### SPECIFICATIONS

#### ENVIRONMENTAL

<b>Operating temperature</b>	-15° C to +55° C
<b>Storage temperature</b>	-35° C to +70° C
<b>Humidity</b>	0 to 95% non-condensing
<b>Dimensions</b>	7.2 x 14.2 x 3.5 cm (2.8 x 5.6 x 1.4 in.)
<b>Weight</b>	241 g (8.5 oz.)
<b>CE</b>	EN61010; EN50081-1: 1992; EN55011, Group 1, Class A EN50082-1: 1992 IEC 801-2, -3, -4

### SPECIFICATIONS

#### OPTICAL

<b>Center Wavelength</b>	650 nm
<b>Range (Typical)</b>	630 nm to 670 nm
<b>Max. Spectral Width (FWHM)</b>	40 nm
<b>Stability (1 hour)</b>	±0.05 dB
<b>Power Output into MM 200/300 SI Fiber</b>	-15 dBm ±0.5 dB
<b>Modular Frequencies</b>	270 kHz, 1 kHz and 2 kHz ±0.5 dB
<b>Power Requirements</b>	Two AA size 1.5V batteries (approx. 24 hours continuous operation)
<b>Connector Interface</b>	ST

## 1300 nm LED Source with M90 Launch Condition using 62.5/1.25 Fiber

**NEW PRODUCT**



- 850 nm wavelength
- Stable calibrated output
- Easy to use
- Continuous wave and modulated output
- Universal connector interface
- Long battery life - approx. 24 hours
- User selectable auto shut-off
- Rugged and splash-proof
- Economically priced

CAT. NO.	UPC NO.	DESCRIPTION
578XL-M90	00753	LED Source 1300 NM, 62.5/1.25 Fiber
ACP-108	60572	FC/PC UCI Adapter
AST-108	60573	ST/PC UCI Adapter
ASC-108	60574	SC/PC UCI Adapter

### SPECIFICATIONS

#### ENVIRONMENTAL

<b>Operating temperature</b>	-15° C to +55° C
<b>Storage temperature</b>	-35° C to +70° C
<b>Humidity</b>	0 to 95% non-condensing
<b>Dimensions</b>	7.2 x 14.2 x 3.5 cm (2.8 x 5.6 x 1.4 in.)
<b>Weight</b>	241g (8.5 oz.)
<b>CE</b>	EN61010; EN50081-1: 1992; EN55011, Group 1, Class A EN50082-1: 1992 IEC 801-2, -3, -4

### SPECIFICATIONS

#### OPTICAL

<b>Center Wavelength</b>	1300 nm
<b>Range (Typical)</b>	150 nm
<b>Max. Spectral Width (FWHM)</b>	<55 nm
<b>Stability (1 hour)</b>	±0.05 dB
<b>Launch Profile</b>	M90
<b>Power Output into MM 62.5/125 GI fiber</b>	-20 dBm
<b>Modular Frequencies</b>	270 kHz, 1 kHz and 2 kHz ±5%
<b>Power Requirements</b>	Two AA size 1.5V batteries (approx. 24 hours continuous operation)
<b>Connector Interface</b>	Universal connector interface, physical contact (UCI-PC)

### 850 nm LED Source with AS-100 Launch Condition using 100/140 Fiber

**NEW PRODUCT**



- 850 nm wavelength
- Stable calibrated output
- Easy to use
- Continuous wave and modulated output
- Universal connector interface
- Long battery life - approx. 24 hours
- User selectable auto shut-off
- Rugged and splash-proof
- Economically priced

CAT. NO.	UPC NO.	DESCRIPTION
577XL AS100	00029	850 nm LED source w/AS100 Launch
A ACP-108	60572	FC/PC UCI Adapter
A AST-108	60573	ST/PC UCI Adapter
A ASC-108	60574	SC/PC UCI Adapter

**SPECIFICATIONS**

**ENVIRONMENTAL**

Operating temperature	-15° C to +55° C
Storage temperature	-35° C to +70° C
Humidity	0 to 95% non-condensing
Dimensions	7.2 x 14.2 x 3.5 cm (2.8 x 5.6 x 1.4 in.)
Weight	241 g (8.5 oz.)
CE	EN61010; EN50081-1: 1992; EN55011, Group 1, Class A EN50082-1: 1992 IEC 801-2, -3, -4

**SPECIFICATIONS**

**OPTICAL**

Center Wavelength	850 nm
Range (Typical)	840 nm to 880 nm
Max. Spectral Width (FWHM)	<55 nm
Stability (1 hour)	±0.05 dB
Launch Profile	AS100
Power Output into MM 100/140 GI fiber	-13 dBm ±0.5 dB
Modular Frequencies	270 kHz, 1 kHz and 2 kHz ±5%
Power Requirements	Two AA size 1.5V batteries (approx. 24 hours continuous operation)
Connector Interface	Universal connector interface, physical contact (UCI-PC)

### Multimode Fiber Optic Test Set



- Insertion loss test set for multimode fiber.
- 850/1300 nm loss measurements.
- Connector for FC, SC or ST.
- Rugged package design.
- Easy to use portable package.
- Economically priced.

**SPECIFICATIONS**

**5670-FC INCLUDES:**

- 560XL Optical Power Meter
- 570XL-FC 850/1300 nm LED Source w/FC Connector
- T1020 FC/PC SOC Adapter
- 914B Carrying Case

**5670-SC INCLUDES:**

- 560XL Optical Power Meter
- 570XL-SC 850/1300 nm LED Source w/SC Connector
- SC/PC SOC Adapter
- 914B Carrying Case

**5670-ST INCLUDES:**

- 560XL Optical Power Meter
- 570XL-ST 850/1300 nm LED Source w/ST Connector
- T1030 ST/PC SOC Adapter
- 914B Carrying Case

CAT. NO.	UPC NO.	DESCRIPTION
5670-FC	84492	Multimode Fiber Optic Test Set w/FC interface
5670-SC	84493	Multimode Fiber Optic Test Set w/SC interface
5670-ST	84494	Multimode Fiber Optic Test Set w/ST interface

## Singlemode Fiber Optic Test Set



- Insertion loss test set for singlemode fiber.
- 1310/1550 nm loss measurements.
- Connector for FC, SC or ST.
- Rugged package design.
- Easy to use portable package.
- Economically priced.

### KIT SPECIFICATIONS

#### 5680-FC INCLUDES:

- 560XL Optical Power Meter
- 580XL-FC 1310/1550 nm Laser Source w/FC Connector
- T1020 FC/PC SOC Adapter
- 914B Carrying Case

#### 5680-SC INCLUDES:

- 560XL Optical Power Meter
- 580XL-SC 1310/1550 nm Laser Source w/SC Connector
- 1062 SC/PC SOC Adapter
- 914B Carrying Case

#### 5680-ST INCLUDES:

- 560XL Optical Power Meter
- 580XL-ST 1310/1550 nm Laser Source w/ST Connector
- T1030 ST/PC SOC Adapter
- 914B Carrying Case

CAT. NO.	UPC NO.	DESCRIPTION
5680-FC	84495	Singlemode Fiber Optic Test Set w/FC interface
5680-SC	84496	Singlemode Fiber Optic Test Set w/SC interface
5680-ST	84497	Singlemode Fiber Optic Test Set w/ST interface

## Multimode and Singlemode Fiber Optic Test Set



- Insertion loss test set for multimode and singlemode fiber.
- 850/1300 nm Loss measurements.
- 1310/1550 nm Loss measurements.
- Connector for FC, SC or ST.
- Rugged package design.
- Easy to use portable package.
- Economically priced.

### KIT SPECIFICATIONS

#### 5890-FC INCLUDES:

- 560XL Optical Power Meter
- 570XL-FC 850/1300 nm LED Source w/FC Connector
- 580XL-FC 1310/1550 nm Laser Source w/FC Connector
- T1020 FC/PC SOC Adapter
- 915B Carrying Case

#### 5890-SC INCLUDES:

- 560XL Optical Power Meter
- 570XL-SC 850/1300 nm LED Source w/SC Connector
- 580XL-SC 1310/1550 nm Laser Source w/SC Connector
- 1062 SC/PC SOC Adapter
- 915B Carrying Case

#### 5890-ST INCLUDES:

- 560XL Optical Power Meter
- 570XL-ST 850/1300 nm LED Source w/ST Connector
- 580XL-ST 1310/1550 nm Laser Source w/ST Connector
- T1030 ST/PC SOC Adapter
- 915B Carrying Case

CAT. NO.	UPC NO.	DESCRIPTION
5890-FC	84498	Multimode and Singlemode Fiber Optic Test Set w/FC interface
5890-SC	84499	Multimode and Singlemode Fiber Optic Test Set w/SC interface
5890-ST	84500	Multimode and Singlemode Fiber Optic Test Set w/ST interface

## Visual Fault Finder



### SPECIFICATIONS

#### ENVIRONMENTAL

<b>Operating temperature</b>	-10° C to +50° C
<b>Storage temperature</b>	-40° C to +60° C
<b>Humidity</b>	0 to 95% non-condensing
<b>Dimensions</b>	Length: 22 cm (9.0 in.); Diameter: 2.54 cm (1 in.)
<b>Weight</b>	200 g (7 oz.)
<b>CDRH Laser Class:</b>	Class IIIa
<b>CE</b>	IEC 60-1-2 portion of the EN50082-1 ESD immunity requirement EN50082-1: 1992 IEC 801-2, -3, -4

- Continuous wave output mode for steady fault location.
- Find breaks to 5km.
- Blinking output mode increases viewing contrast.
- Easy to use quick interface fits all 2.5mm connector interfaces (FC, SC, ST).
- 1.0mW output power.
- Ergonomic rotary switch permits easy one-handed operation.
- Rugged, compact and splash-proof aluminum design.
- Two AA batteries provide 48 hours continuous operation.
- Nylon belt holster included.

### SPECIFICATIONS

#### OPTICAL

<b>Light source type</b>	635 nm red laser diode
<b>Center wavelength</b>	
<b>Nominal</b>	635 nm
<b>Range (typical)</b>	630 nm to 640 nm
<b>Spectral width (FWHM)</b>	<2 nm
<b>Typical output power</b>	1.0 mW (0dBm) into Single Mode (SMF-28) fiber

#### Blink frequency in

<b>MOD mode</b>	<3hz approximate)
<b>Power Requirements</b>	Two AA size 1.5V batteries (Battery life Approx. 48 hours continuous operation)
<b>Connector interface</b>	Standard "Quick Connect" universal 2.5 mm receptacle

CAT. NO.	UPC NO.	DESCRIPTION
170XL	84501	Visual Fault Finder

## SensoLITE™ Light Detector



Promotes workplace safety – can help prevent accidental eye exposure to hazardous laser radiation when used as directed

### SPECIFICATIONS

#### ENVIRONMENTAL

<b>Operating temperature</b>	-15° C to +55° C
<b>Storage temperature</b>	-25° C to +70° C
<b>Humidity</b>	0 to 90% RH, non-condensing
<b>Dimensions</b>	14.2 x 4.3 x 3.3 cm (5.6 x 1.7 x 1.3 in.)
<b>Weight</b>	120 g (4.2 oz.) with batteries

- Detects visible and invisible light wavelengths (630 nm to 1600 nm)
- Saves time and eliminates guesswork
- Simple, durable, and easy to use
- Works with bare and connectorized fibers
- Accepts all fiber and most connector types
- Wide sensitivity range: from -55 dBm to +25 dBm
- Presence of light indicated by an audible signal and an illuminated front panel LED
- Unique design permits testing in bright ambient light conditions
- Long battery life—up to one year of normal use
- Low battery indicator
- Replaceable light blocking curtain

### SPECIFICATIONS

#### OPTICAL

<b>Center Wavelength</b>	630 nm to 1600 nm
<b>Detector</b>	PIN-type germanium
<b>Optical Interface</b>	Direct connection to bare or connectorized fibers; No specialized adapters required
<b>Sensitivity</b>	
<b>630nm</b>	< -40 dBm
<b>850nm</b>	< -55 dBm
<b>1300nm</b>	< -55 dBm
<b>1550nm</b>	< -55 dBm
<b>Output Indicators</b>	
<b>Light &gt; -40dBm</b>	Amber LED/audible signal
<b>Battery test</b>	Green LED
<b>Power Requirements</b>	Two AA size 1.5V batteries (approx. 100 hours continuous operation)

CAT. NO.	UPC NO.	DESCRIPTION
510XL	00024	Visual Fault Finder

## 920xc Handheld Multimode OTDR



- Economical.
- Compact handheld design.
- Easy to use.
- Fast automated testing.
- Up to 22 db dynamic range.
- Large backlight LCD display.
- Measure length and defects of coiled fiber.
- Fiber analysis software for data management and report generation.
- RS-232/USB interface.
- NiMH batteries for 8 hours continuous use.

### MULTIMODE SPECIFICATIONS

Fiber Type	920XC-20M	
Wavelength (± 20nm)	850	1300
Dynamic Range (dB)	18	22
Event deadzone (m)	7	
Attenuation Deadzone (m)	20	
Emitter Type	LED	
Pulsewidth (ns)	12/30/100/275/1us	30/100/275/1us/2us
Selectable Ranges (km)	0.1/0.3/0.5/1.3/2.5/5/10	0.1/0.3/0.5/1.3/2.5/5/10/20/40/80
Average Time	15s/30s/1 min/2 min/3 min	
Distance measurement accuracy	±(1m + 5 X 10 <sup>-6</sup> x distance + sampling space)	
Connector Type	PC (interchangeable FC, SC, ST)	
Fiber Analysis Software		
Reflection detect accuracy	±4 dB	
Attenuation detect accuracy	±0.05 dB/dB	
Measurement data storage	1,000 test curves	
Data transmission	RS-232/USB port	
General		
Power Supply	NiMH chargeable battery/AC adapter	
Battery Life	Support over 8 hours operating on one charge or over 20 hours standby	
Operating Temperature	-10° to 50° C	
Storage Temperature	-20° to 60° C	
Relative Humidity	0 to 95% (non-condensing)	
Weight	1.9 lbs. (0.87 kg)	
Dimensions	7.7" H x 3.9" W x 2.4" L (196mm x 100mm x 64mm)	

CAT. NO.	UPC NO.	DESCRIPTION
920XC-20M PC FC	25688	Handheld OTDR, 850/1300 nm, FC/PC
920XC-20M PC SC	25689	Handheld OTDR, 850/1300 nm, SC/PC
920XC-20M PC ST	25690	Handheld OTDR, 850/1300 nm, ST/PC
<b>A</b> 946	60571	Cleaning Wand 10/PK
<b>A</b> 948	60692	REEL Cleener CONN Cleaner (948)
<b>A</b> 20988	20988	Soft Carrying Case
<b>R</b> 20989	20989	USB Cable for OTDR
<b>R</b> 20990	20990	RS-232 Cable
<b>A</b> AC-CONN-FC-L2	20996	FC Connector (for UPC & APC)
<b>A</b> AC-CONN-ST-L2	20997	ST Connector (for UPC only)
<b>A</b> AC-CONN-SC-L2	20998	SC Connector (for UPC & APC)
<b>A</b> AC-ADPT-20-UNIV	25691	Power Supply Universal
<b>R</b> 920XC-QR	25692	Quick Reference Guide - UN
<b>R</b> 20999	20999	NiMH Battery (9.6V)
<b>A</b> 1155-0526	10582	Car Adapter
920XC-SM-MM	26307	OTDR Kit - Single and Multimode OTDR Kit.

### 920xc Handheld Singlemode OTDR



- Up to 38 db dynamic range.
- Large backlight LCD display.
- Measure length and defects of coiled fiber.
- Fiber analysis software for data management and report generation.
- 1625 nm operation for live fiber testing.
- RS-232/USB interface.

CAT. NO.	UPC NO.	DESCRIPTION
920XC-20C UPC SC	89882	Handheld OTDR, 1310/1550 nm, SC/UPC
920XC-20C UPC FC	89872	Handheld OTDR, 1310/1550 nm, FC/UPC
920XC-20C UPC ST	89877	Handheld OTDR, 1310/1550 nm, ST/UPC
920XC-20C APC SC	89892	Handheld OTDR, 1310/1550 nm, SC/APC
920XC-20C APC FC	89887	Handheld OTDR, 1310/1550 nm, FC/APC
920XC-30P UPC SC	19237	Handheld OTDR, 1310/1490/1550 nm, SC/UPC
920XC-30P UPC FC	19238	Handheld OTDR, 1310/1490/1550 nm, FC/UPC
920XC-30P UPC ST	19239	Handheld OTDR, 1310/1490/1550 nm, ST/UPC
920XC-30P APC SC	19240	Handheld OTDR, 1310/1490/1550 nm, SC/APC
920XC-30P APC FC	19252	Handheld OTDR, 1310/1490/1550 nm, FC/APC
920XC-30F UPC SC	19247	Handheld OTDR, 1310/1550/1625 nm, SC/UPC
920XC-30F UPC FC	19248	Handheld OTDR, 1310/1550/1625 nm, FC/UPC
920XC-30F UPC ST	19251	Handheld OTDR, 1310/1550/1625 nm, ST/UPC
920XC-30F APC SC	19249	Handheld OTDR, 1310/1550/1625 nm, SC/APC
920XC-30F APC FC	19250	Handheld OTDR, 1310/1550/1625 nm, FC/APC
A 946	60571	Cleaning Wand 10/PK
A 948	60692	REEL Cleener CONN Cleaner (948)
A 20988	20988	Soft Carrying Case
R 20989	20989	USB Cable for OTDR
R 20990	20990	RS-232 Cable
A AC-CONN-FC-L2	20996	FC Connector (for UPC & APC)
A AC-CONN-ST-L2	20997	ST Connector (for UPC only)
A AC-CONN-SC-L2	20998	SC Connector (for UPC & APC)
A AC-ADPT-20-UNIV	25691	Power Supply Universal
R 920XC-QR	25692	Quick Reference Guide - UN
R 20999	20999	NiMH Battery (9.6V)
A 1155-0526	10582	Car Adapter
920XC-SM-MM	26307	OTDR Kit - Single and Multimode OTDR Kit.

#### SINGLEMODE SPECIFICATIONS

Fiber Type	920XC-20C	920XC-30F	920XC-30P
Wavelength (± 20nm)	1310/1550	1310/1550/1625	1310/1490/1550
Dynamic Range (dB)	35	38	38
Event deadzone (m)	2.5	1.5	2.5
Attenuation Deadzone (m)	14	10	14
Emitter Type	Laser		
Pulsewidth (ns)	5, 10, 30, 100, 300, 1 us, 2.5 us, 10 us, 20 us		
Selectable Ranges (km)	0.3/1.3/2.5/5/10/20/40/80/120/160/240		
Average Time	15s/30s/1 min/2 min/3 min		
Distance measurement accuracy	±(1m + 5 X 105 x distance + sampling space)		
Connector Type	PC or APC (interchangeable FC, SC, ST)		
<b>Visual Fault Locator</b>			
Wavelength	650 nm	n/a	
Peak power output	3 mw	n/a	
Connector interface	(interchangeable FC, SC, ST)	n/a	
<b>Fiber Analysis Software</b>			
Reflection detect accuracy	±4 dB		
Attenuation detect accuracy	±0.05 dB/dB		
Measurement data storage	1,000 test curves		
Data transmission	RS-232/USB port		
<b>General</b>			
Power Supply	NiMH chargeable battery/AC adapter		
Battery Life	Support over 8 hours operating on one charge or over 20 hours standby		
Operating Temperature	-10° to 50° C		
Storage Temperature	-20° to 60° C		
Relative Humidity	0 to 95% (non-condensing)		
Weight	1.9 lbs. (0.87 kg)		
Dimensions	7.7" H x 3.9" W x 2.4" L (196mm x 100mm x 64mm)		



## Optical Fiber Monitors



OFM1020



OFM130

### OFM1020

- mm Resolution.
- Zero Deadzone.
- 90dB Return loss dynamic range.
- 850/1300 nm operation.
- Measure optical components, cables and sensors.
- Monitor bend loss and fiber stress.
- Universal optical interface.
- Ruggedized for field deployment.
- AC/DC operation.
- Custom configurations available (fiber, outputs, wavelengths).

### OFM130

- mm Resolution.
- Zero Deadzone.
- 85dB Return loss dynamic range.
- 1310/1490/1550/1625 nm operation.
- Measure optical components, cables and sensors.
- Analyze optical amplifiers.
- Monitor bend loss and fiber stress.
- Custom configurations available (fiber, outputs, wavelengths).

CAT. NO.	UPC NO.	DESCRIPTION
----------	---------	-------------

**Please consult with a customer service representative for ordering details.**

### SPECIFICATIONS

Fiber Type	OFM1020	OFM130
<b>Distance</b>		
Range		0-20 km (65,000 ft.)
Accuracy		0.02% + 2.5cm (1")
Single Point Resolution		5 mm (0.2")
Two Point Resolution		10 cm (4")
<b>Deadzone</b>		
Event		12 cm typical (5")
Attenuation		38 cm typical (15")
<b>Return Loss</b>		
Dynamic Range		90dB
Accuracy		±1.0dB
<b>Insertion loss, fresnel</b>		
Dynamic Range		40dB
Accuracy		±0.3dB
<b>Insertion loss, rayleigh</b>		
Dynamic Range		20dB
Accuracy		±0.02 dB
<b>Wavelength</b>		
Accuracy		40 nm
Spectral Width		20 nm
<b>Mechanical</b>		
Size	36 cm x 48 cm x 20 cm (14.2"x18.9"x7.9")	35 cm x 39 cm x 20 cm (13.8"x15.3"x7.9")
Weight	11 kg (24 lb.)	9.5 kg (21 lb.)
<b>Power</b>		
AC		110/220V, 60/400Hz
DC	24V	n/a

### Fiber Optic Instrument Adapters – SOC and UCI

- Our SOC and UCI adapters provide direct connectivity for Tempo fiberTOOLS® to a wide range of industry-standard fiber optic connectors.
- Adapter design ensures maximum accuracy and repeatability when performing critical measurements on fiber optic systems.
- Easy to clean and use.
- Single-mode and multimode compatible.
- SOC adapters are compatible with both PC and Angled APC physical contact interfaces.
- UCI adapters feature durable phosphor bronze alignment sleeve.
- SOC (Snap-On Connector) adapter is used on all power meters and 250 “B” series LED Sources.
- UCI (Universal Connector Interface) adapter is used on all 250/260 “A” Series Sources and 330 Series Variable Optical Attenuators.

### Fiber Optic Instrument Adapters – SOC and UCI

CONNECTOR TYPE DESCRIPTION	SOC ADAPTER		UCI ADAPTER			
		CAT. NO.	UPC NO.		CAT. NO.	UPC NO.
1.25 mm Quick-Connect Universal Adapter (LC, MU, etc.)		T1026	60588	Use Hybrid Cable Only *		
2.5 mm SOC Quick-Connect Adapter (E2000, FC, SC, ST, etc.)		T1025	60587		AU-250	60703
E-2000		T10E2	60599		AE2-10	60698
FC		T1020	60576		APC-108	60572
HMS-10/HP		T1040	60590		AHP-10	60699
LC		T10LC	60600	Use Hybrid Cable * or FoPro®.x		
MIL-T-29504/4 & /5 Termini		T1038	60589	Use Hybrid Cable * or FoPro®.x		
MT-RJ		T13A2	60605Æ	Use Hybrid Cable Only *		
SC		1062	60575		ASC-108	60574
SMA 905/906		T1087	60596		ASM-90	60702
ST		T1030	60577		ATS-108	60573
TOSLINK – Simplex		T10TB	60602	Use Hybrid Cable Only *		
TOSLINK – Duplex (Set of 2)		T10TD	60603	Use Hybrid Cable Only *		
Versatile Link – V/Z PIN		T10ZP	60604	Use Hybrid Cable Only*		

\* FoPro ferrule options include 2.5 mm, 1.57 mm (MIL-style 16AWG optical contacts) and 1.25 mm.

\* When using a Hybrid Adapter Cable, the instrument UCI adapter and one end of the Hybrid Adapter Cable should be a commonly available connector type. (i.e. FC, SC or ST)



**90SOC (60687)**  
SOC adapter tool for easy installation and removal of SOC adapters from instrument interfaces. (Product shown may vary)

# FIBER OPTIC KITS

## Fiber Optic Termination Kit



- Contains all of the tools and consumable materials necessary for epoxy and polish connector terminations.
- Durable Cordura® Plus carrying case protects and organizes tools and includes see-through pouches for storing connectors.
- Outside pockets provide convenient storage of instruction manuals or worksite documents.

CAT. NO.	UPC NO.	DESCRIPTION
45658	45658	Fiber Optic Termination Kit

### KIT CONTENTS MAY BE PURCHASED SEPARATELY:

45586	45586	Fiber Optic Kevlar® Shears
1955A	06857	Pro-Plus Wire Stripper, 10-18 AWG
45637	45637	Kwik Cycle® 8" Crimp Frame with 0.151", 0.178", 0.213" Hex Cavities
45651	45651	Fiber Optic Inspection Microscope
45639	45639	Carrying Case

### KIT INCLUDES THE FOLLOWING CONSUMABLE ITEMS WHICH ARE NOT SOLD SEPARATELY:

50 Sheets Polishing Paper, 0.3 micron	100 Lint-free Wipes
50 Sheets Polishing Paper, 1 micron	10 Alcohol Wipes
50 Sheets Polishing Paper, 5 micron	1 Alcohol Bottle
10 ml (0.34 oz.) Opticure Adhesive	1 Water Bottle
26 ml (0.9 oz.) Opticure Primer	1 Fiber Debris Disposal Container
1 Pair Safety Glasses	10 Syringes
1 Plastic Utility Box	10 Needle Tips
1 Felt-tipped Marker	

## Ultimate Fiber Tool Kit



This Ultimate Kit contains all the slitters, strippers, and Kevlar® cutters you will need to start your fiber optic terminations. Also included is the premium 1600 Series Crimper with 3 interchangeable dies. The Ultimate Tool Bag has plenty of room for you to add your consumables.

CAT. NO.	DESCRIPTION	WEIGHT
PA4924	Ultimate Fiber Tool Kit	5.65 lbs

### ULTIMATE FIBER TOOL KIT INCLUDES

<b>R</b>	PA1511	Kevlar® Cutter
<b>R</b>	PA1171	ProGrip 5-in-1 Fiber Optic Stripper
<b>R</b>	PA1162	Economy Fiber Optic Stripper
<b>R</b>	PA1161	Adjustable Jacket Stripper
<b>R</b>	PA1820	AM 25 Slitter
<b>R</b>	PA1821	AM 35 Slitter
<b>R</b>	PA1258	LC CST-mini Stripper
<b>R</b>	PA1600	1600 Series Crimp Frame
<b>R</b>	PA2044	STII Type Die Set
<b>R</b>	PA2664	SMA/SMB/FC/BICONIC Die Set
<b>R</b>	PA2668	SC & ST Die Set
<b>R</b>	PA1922-1	Fiber Optic Scribe
<b>R</b>	PA1920-1	SC/ST/FC Polishing Puck
<b>R</b>	PA1926-1	LC Polishing Puck
	N/A	Plano® Tackle Box
<b>R</b>	PA4923	Ultimate Tool Bag








## FiberReady Tool Kit



This kit contains an assortment of cable slitters, strippers and Kevlar® cutters to prep fiber optic cable along with our 1600 Series premium crimper with interchangeable dies.

CAT. NO.	DESCRIPTION	WEIGHT
PA906001	FiberReady Tool Kit	3.1 lbs

### FIBERREADY TOOL KIT INCLUDES

	PA1511	Kevlar® Cutter
	PA1171	ProGrip 5-in-1 Fiber Optic Stripper
	PA1822	Universal Cable Stripper
	PA1600	1600 Series Crimp Frame
	PA2044	STII Type Die Set
	PA2664	SMA/SMB/FC/BICONIC Die Set
	PA2668	SC & ST Die Set
	N/A	Zippered Portfolio Case with Handles

Kevlar is a registered trademark of E.I. DuPont, Inc.



## TESTING & MEASUREMENT

**SAFE. ACCURATE. RELIABLE. EXPECT NOTHING BUT THE BEST FROM GREENLEE ELECTRIC TEST AND MEASUREMENT EQUIPMENT. BACKED BY A LIMITED LIFETIME WARRANTY AND DESIGNED TO WITHSTAND RIGOROUS TASKS AND HARSH ELEMENTS, GREENLEE TEST AND MEASUREMENT TOOLS GET THE JOB DONE FASTER, SAFER, AND EASIER.**

### *Contents*

Electrical Testers	373
Multimeters	377
Multimeter Accessories	385
Clamp-On Meters	387
Circuit Tracing	397
Locators	400
Basic Electrical Kits	404
Circuit Verifying	405
Insulation Testing	406
Motor Rotation & Phase Sequence	408
Temperature	409
Specialty Testers	410
Accessories	412
Fuse Guide	417

## Meeting today's stringent safety standards is essential.

Greenlee's certification of selected instruments to both the most recent IEC and UL requirements brings you assurance of the highest level of protection currently available.

## What you should know about Measurement Category ratings.

IEC Category standards specify protection levels that are far above a system's rated capacity. Without this additional protection, transient overvoltages, which are becoming increasingly common, can lead to serious injury or death.

**Measurement Category I** is the signal level for telecommunications and electronic equipment or other circuits that are not directly connected to the utility mains.

**Measurement Category II** is the local level for fixed or nonfixed powered devices – everything from lighting to appliances to office equipment such as copiers. May also be used in Category I areas.

**Measurement Category III** is the distribution level – fixed primary feeders or branch circuits. These circuits are usually separated from Category IV (whether utility service or other high-voltage source) by a minimum of one level of transformer isolation. May also be used in Category II and Category I areas.

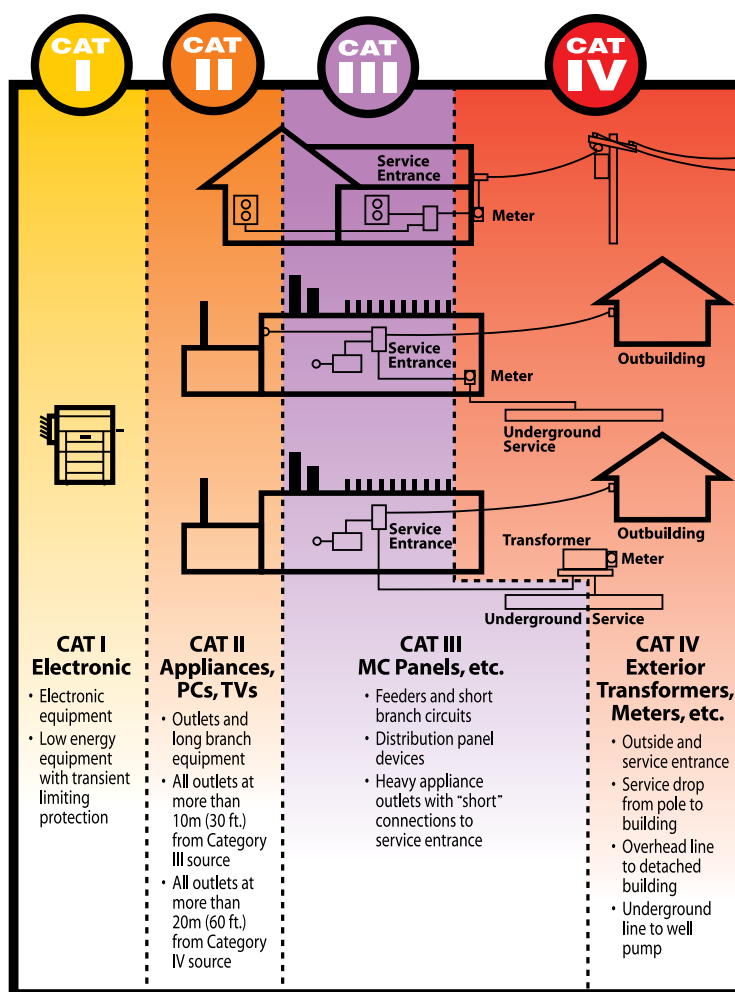
**Measurement Category IV** is the primary supply level. Greenlee is leading the way in offering protection certified to conform with the highest level of protection as specified by UL & IEC standards. May be used in all Category environments.

**Greenlee Instruments** – Independently tested and certified to meet the standards.

Throughout this catalog, you'll see Category designations for many Greenlee instruments indicating that they comply with UL & IEC Category II, III, IV. All of these designations reflect third-party testing by independent testing organizations such as UL and ETL – added assurance for you. While there is no requirement for independent verification, we believe you deserve it.

## Get the right protection for the job.

Wherever you need overvoltage protection, choose at least the rating appropriate to the type of work you expect to be doing. If you have any questions on using Greenlee test instruments to help ensure user safety, please contact Greenlee.



# ELECTRICAL TESTERS

## Electrical Testers Comparison Guide

FEATURE	GT-95	GT-65	GT-540	GT-220	CSJ-100	CMT-90	CMT-80	2010	GT-16	GT-12
VDC (V max)	1000	1000	1000	1000	1000	1000	600			
VAC (V max)	1000	1000	1000	1000	1000	1000	600	1000	1000	1000
AAC (A max)					200	600	400			
Continuity and beeper	•	•	•	•	•	•	•			
Resistance			•	•	•	•	•			
Data hold			•	•	•	•	•			
GFCI test	•									
Non-contact voltage detection	•	•	•	•	•			•	•	•
Adjustable sensitivity								•	•	
Display type	Digital/LED	LED	Digital	Digital	Digital	Digital	Digital	LED	LED	LED
Measurement Category	IV, 600V III, 1000V	IV, 600V III, 1000V	IV, 1000V	IV, 1000V	IV, 600V III, 1000V	IV, 600V III, 1000V	III, 600V	III, 1000V	IV, 1000V	IV, 1000V
UL/cUL	•	•	•	•	•	•	•	•	•	•
CE	•	•	•	•	•	•	•	•	•	•

### GT-95 Voltage Tester



- AC/DC voltage and polarity measurement.
- LCD and dual color LEDs for convenience.
- Selectable SHAKER feature when measuring AC voltage.
- Overvoltage warning gives user visual notification that voltage levels have exceeded 1000V AC/ 380V DC.
- Auto-hold automatically activates when tester is removed from voltage reading.
- Continuity test and single probe detection of live conductors for added flexibility.
- Safe, non-contact voltage detection.
- GFCI test capability eliminates the need for additional testers.
- Visual and audible continuity.
- Accessories included: (2) 1.5V AAA batteries, test leads and carrying case
- Lifetime Limited Warranty.

#### SPECIFICATIONS

<b>Voltage Detection</b>	19 to 1000V AC, 5 to 1000V DC
<b>Continuity Verification</b>	0 to 50 kΩ
<b>Frequency</b>	DC, 45-65 Hz
<b>GFCI</b>	7.5 mA nominal at 120V AC
<b>Measurement Category</b>	CAT IV, 600V; CAT III, 1000V

CAT. NO.	UPC NO.	DESCRIPTION
GT-95	09027	Voltage Tester, LCD & GFCI
TSG-3	12034	Sure-Grip Test Leads
TC-5	07588	Carrying Case

### GT-65 Voltage Tester



- AC/DC voltage and polarity measurement.
- Continuity test and single probe detection of live conductors for added flexibility.
- Overvoltage warning gives user visual notification that voltage levels have exceeded 1000V AC/ 380V DC.
- Safe, non-contact voltage detection.
- Auto-hold automatically activates when tester is removed from voltage reading.
- Visual and audible continuity.
- Accessories included: (2) 1.5V AAA batteries and test leads
- Lifetime Limited Warranty.

#### SPECIFICATIONS

<b>Voltage Detection</b>	19 to 1000V AC, 5 to 1000V DC
<b>Continuity Verification</b>	0 to 50 kΩ
<b>Frequency</b>	DC, 45-65 Hz
<b>Measurement Category</b>	CAT IV, 600V; CAT III, 1000V

CAT. NO.	UPC NO.	DESCRIPTION
GT-65	09025	Voltage Tester
TSG-3	12034	Sure-Grip Test Leads

## Electrical Tester



GT-540

### GT-220 features:

- Hassle-free, automatic measurement of voltage and resistance.
- Low impedance eliminates stray or "ghost" voltage readings.
- AC/DC voltage measurements.
- Autoranging for quick, convenient measurements.
- Non-contact voltage detection for identifying live lines without contacting conductors.
- Auto off for longer battery life.
- Low battery indicator.
- Resistance measurement.
- Audible continuity test.
- Data hold to capture measurements.
- U.S. Patent D491,084.
- Accessories included: (1) 9V battery, test leads and carrying case.
- Lifetime Limited Warranty.

### GT-540 also features:

- High impedance AC/DC voltage measurement capability for load-sensitive circuits.
- Capacitance measurement.
- Diode test.
- Low resistance range with fast continuity test.
- Enhanced accuracy.
- Auto and manual range selection.

### SPECIFICATIONS

<b>Voltage Measurement</b>	6.000, 60.00, 600.0, 1000V
<b>Resistance Measurement</b>	6.000, 60.00, 600.0k $\Omega$ ; 6.000 M $\Omega$
<b>Capacitance</b>	100.0, 1000.0 nF; 10.00, 100.0, 2000 $\mu$ F
<b>Display</b>	6000-count LCD
<b>Measurement Category</b>	CAT IV, 1000V

CAT. NO.	UPC NO.	DESCRIPTION
GT-540	07749	Multifunction Electrical Tester
GT-220	07748	Electrical Tester
TSG-3	12034	Sure-Grip Test Leads
TC-40	19216	Carrying Case

## AC Open Jaw Clamp Meter



- AC amperage, AC/DC voltage measurement.
- Open jaw design eases AC current measurement.
- Slim profile with build-in probe storage on back.
- Measures resistance up to 20M $\Omega$ .
- Audible continuity and diode test.
- Bright LED and audible alarm for non-contact voltage detection.
- Auto power off for longer battery life.
- Data hold to capture measurements.
- 2000 count LCD.
- Accessories included: (2) 1.5V AAA batteries, test leads and carrying case.
- Lifetime Limited Warranty

### SPECIFICATIONS

<b>Amperage Measurement</b>	200.0 AC
<b>Voltage Measurement Range</b>	200.0, 1000V
<b>Resistance Measurement</b>	200.0 $\Omega$ ; 2.000, 20.00, 200.0 k $\Omega$ ; 2.000, 20.00 M $\Omega$
<b>Display</b>	2000-count LCD
<b>Jaw Opening</b>	0.63" (16mm)
<b>Measurement Category</b>	CAT IV 600V, CAT III 1000V

CAT. NO.	UPC NO.	DESCRIPTION
CSJ-100	87136	Clamp, Open Jaw
11372	11372	Test Leads
TC-5	07588	Carrying Case



## Automatic Electrical Tester



- Hassle-free, automatic measurement of amperage, voltage and resistance.
- Low impedance eliminates stray or "ghost" voltage readings.
- True RMS for the most accurate measurement when harmonics are present.
- High resolution, auto-illuminating LCD backlit display.
- Auto off for longer battery life.
- Resistance measurement.
- Audible continuity test.
- Diode test
- Data hold to capture measurements.
- Accessories included: (1) 9 V battery, test leads and carrying case.
- Lifetime Limited Warranty.

### SPECIFICATIONS

<b>Amperage Measurement</b>	ACA 0.9 to 600.0
<b>Voltage Measurement</b>	ACV: 1.3 to 999.9; DCV: 2.1 to 999.9; -0.7 to -999.9
<b>Resistance</b>	999Ω; 9.999kΩ
<b>Display</b>	10,000-count LCD
<b>Jaw Opening</b>	1.34" (34 mm)
<b>Measurement Category</b>	CAT IV, 600 V; CAT III, 1000 V

CAT. NO.	UPC NO.	DESCRIPTION
CMT-90	12123	Electrical Tester, 1000V, 600A
<b>R</b> 00606	00606	Test Leads
<b>R</b> TC-10	07534	Carrying case

## Automatic Electrical Tester



- Hassle-free, automatic measurement of amperage, voltage, and resistance.
- Low impedance eliminates stray or "ghost" voltage readings.
- Compact design for measuring in tight spaces.
- Resistance measurement
- Audible continuity test
- Diode test
- Data hold to capture important readings.
- Auto off for longer battery life.
- Accessories included: (1) 9 V battery, test leads, carrying case.
- Lifetime Limited Warranty.

### SPECIFICATIONS

<b>Amperage Measurement</b>	0.9 - 400.0A AC
<b>Voltage Measurement</b>	ACV: 1.3-600.0V; DCV: 2.1-600.0; -0.7 to -600.0V
<b>Resistance</b>	999Ω; 9.999kΩ
<b>Display</b>	10,000-count LCD
<b>Jaw Opening</b>	1.06" (27 mm)
<b>Measurement Category</b>	CAT III, 600V

CAT. NO.	UPC NO.	DESCRIPTION
CMT-80	07735	Electrical Tester
<b>R</b> 11372	11372	Test Leads
<b>R</b> TC-5	07588	Carrying case

## Touchless AC Voltage Indicator



- Bright LED and audible alarm if voltage is present.
- Fast, easy, non-contact voltage detection.
- Adjustable sensitivity.
- Identifies hot and neutral conductors.
- Checks individual breakers for power.
- Accessories included: (1) 9V battery.
- Lifetime Limited Warranty.

### SPECIFICATIONS

<b>Voltage Measurement</b>	AC V 24-1000
<b>Frequency</b>	50-500Hz
<b>Measurement Category</b>	CAT III, 1000V

CAT. NO.	UPC NO.	DESCRIPTION
2010	34470	Touchless AC Voltage Indicator

## Adjustable Non-Contact Voltage Detector



- Adjustable to safely detect power and low voltage.
- Safely detects AC voltage without touching the bare conductor.
- Adjustable for use on power wiring plus lighting, thermostats and other low voltage circuits.
- Use to detect voltage in outlets, lighting fixtures, wires and cables.
- Finds breaks in wires.
- Identifies hot and neutral conductors.
- Low battery indication.
- Accessories included: (1) 1.5V AAA battery.
- Lifetime Limited Warranty.

### SPECIFICATIONS

<b>Voltage Detection:</b>	ACV 5-1000
<b>Frequency:</b>	50-500Hz
<b>Measurement Category:</b>	CAT IV, 1000V

CAT. NO.	UPC NO.	DESCRIPTION
GT-16	12727	Adjustable Non-Contact Voltage Detector

## Non-Contact Self Testing Voltage Detector



- Design and assembled in USA.
- Patented Automatic self-test verifies the integrity of the unit.
- Bright LEDs and audible alarm sound if voltage is present.
- Silent-mode feature for use in quiet settings.
- Safe, non-contact voltage detection.
- Use to detect voltage in outlets, lighting fixtures, circuit breakers, wires, and cables or to find a break in a wire.
- Automatically turns off after five minutes of non-use to conserve battery life.
- Low battery indicator.
- (2) 1.5V AAA batteries included.
- Lifetime Limited Warranty.

### SPECIFICATIONS

<b>Voltage Detection:</b>	ACV 50-1000
<b>Frequency:</b>	50-500Hz
<b>Measurement Category:</b>	CAT IV, 1000V

CAT. NO.	UPC NO.	DESCRIPTION
GT-12	20947	Non-Contact Self-Testing Voltage Detector

**N** = NEW PRODUCT

**R** = REPLACEMENT PART

**A** = ACCESSORY

**B** = BARE TOOL



# MULTIMETERS

## DMM Comparison Guide

FEATURE	DM-860A	DML-430A	DM-830A	DM-820A	DM-810A	DM-510A	DM-210A	DM-200A
True RMS	AC+DC	AC+DC	AC+DC	•	•	•		
DCA (A max)	10	10	10	10	10	8	8	8
Maximum resolution (µA)	0.01	0.1	0.1	0.1	0.1	0.1	0.1	0.1
Best accuracy (%)	0.1	0.2	0.2	0.2	0.2	0.5	0.5	0.5
ACA (A max)	10	10	10	10	10	8	8	8
Maximum resolution (µA)	0.01	0.1	0.1	0.1	0.1	0.1	0.1	0.1
Best accuracy (%)	0.5	0.6	0.6	0.6	0.6	1.0	1.0	1.0
DCV (V max)	1000	1000	1000	1000	1000	1000	1000	1000
Maximum resolution (µV)	1	10	10	10	10	10	10	10
Best accuracy (%)	0.02	0.06	0.06	0.06	0.06	0.2	0.2	0.2
ACV (V max)	1000	1000	1000	1000	1000	1000	1000	1000
Maximum resolution (µV)	10	10	10	10	10	10	10	10
Best accuracy (%)	0.3	0.5	0.5	0.5	0.5	1.0	1.0	1.0
Resistance (MΩ)	50	60	60	60	60	60	60	60
Maximum resolution (mΩ)	10	100	100	100	100	100	100	100
Best accuracy (%)	0.07	0.1	0.1	0.1	0.1	0.5	0.5	0.5
Conductance	•	•	•	•				
Continuity and beeper	•	•	•	•	•	•	•	•
Diode Test	•	•	•	•	•	•	•	•
Capacitance	•	•	•	•	•	•	•	•
Frequency	•	•	•	•	•	•	•	•
Frequency Response (Hz)	20-100k	40-500	40-500	40-500	40-500	50-400	50-400	50-400
Temperature Measurement	Dual	Dual	Dual	Single		Single	Single	
Display Type	Dual Digital	Dual Digital	Dual Digital	Dual Digital	Dual Digital	Digital	Digital	Digital
Display counts	50,000 500,000	10,000	10,000	10,000	10,000	6,000	6,000	6,000
Backlight	•	•	•	•	•	•	•	•
Display update X/sec	5	5	5	5	5	5	5	5
Analog bar graph segments	41	41	41	41	41	24	24	24
Analog update X/sec	60	60	60	60	60	40	40	40
Computer Interface	USB	USB	USB	USB	USB	USB, RS-232	USB, RS-232	USB, RS-232
Auto and manual ranging	•	•	•	•	•	•	•	•
Intelligent Auto Power Off	•	•	•	•	•			
Auto Power Off						•	•	•
Non-Contact Voltage Detection			•	•		•	•	•
Low Impedance AutoCheck™ mode		•	•			•		
Beep-Jack™ Input error warning	•	•	•	•	•	•	•	•
Peak (crest) Hold - Max, Min	•	•	•	•	•	•	•	•
Data Hold	•	•	•	•	•	•	•	•
Max/Min/Avg	•	max, min	•	•		max, min		
Relative offset mode ( Δ )	•	•	•	•	•	•	•	•
Process loop measurement	•							
Data logging (points stored, single channel)		87,000						
Data logging (points stored, dual channel)		43,000						
Duty cycle	•	•	•	•	•			
VFD (Variable Frequency Drive) ACV & Hz	•							
Measurement Category Rating	IV, 1000	IV, 1000	IV, 1000	IV, 1000	IV, 1000	IV, 300 III, 600 II, 1000	IV, 300 III, 600 II, 1000	IV, 300 III, 600 II, 1000
UL or ETL	•	•	•	•	•	•	•	•
cUL, cETL or CSA	•	•	•	•	•	•	•	•
CE	•	•	•	•	•	•	•	•

## DMM Comparison Guide

FEATURE	DM-350	DM-330	DM-310	DM-300	DM-65	DM-45	DM-25	PDMM-20	AM-6
True RMS	•	•		•					
DCA (A max)	10	10	10		10	10			500mA
Maximum resolution (µA)	0.1	1000	1000		0.1	0.1			
Best accuracy (%)	0.9	0.9	0.9		1.0	1.0			
ACA (A max)	10	10	10		10	10			
Maximum resolution (µA)	0.1	1000	1000		0.1	0.1			
Best accuracy (%)	1.2	1.2	1.2		1.8	1.8			
DCV (V max)	1000	1000	1000	1000	1000	600	600	450	300
Maximum resolution (µV)	100	100	100	100	100	100	10 mV	1000	
Best accuracy (%)	0.5	0.5	0.5	0.5	0.8	0.8	0.8	0.5	
ACV (V max)	1000	1000	1000	1000	1000	600	600	450	300
Maximum resolution (µV)	100	100	100	100	1000	1000	0.1V	1000	
Best accuracy (%)	1.0	1.0	1.0	1.0	0.8	0.8	1.2	1.5	
Resistance (MΩ)	60	60	60	60	60	40	2	6	1
Maximum resolution (mΩ)	100	100	100	100	100	100	100	1000	
Best accuracy (%)	0.7	0.7	0.7	0.7	1.0	1.0	1.0	1.0	
Conductivity									
Continuity and beeper	•	•	•	•	•	•	•	•	
Diode test	•	•	•	•	•	•	•		
Capacitance	•	•	•	•	•	•		•	
Frequency	•	•	•	•	•	•		•	
Frequency response (Hz)	50-500	50-500	50-500	50-500	40-400	40-400	40-400	50-60	
Temperature measurement					Single	Single			
Display type	Digital	Digital	Digital	Digital	Digital	Digital	Digital	Digital	Analog
Display counts	6000	6000	6000	6000	6000	4000	2000	6000	
Backlight	•				•	•			
Display update X/sec	5	5	5	5	3	3	2.5	5	
Analog bar graph segments					61				
Analog update X/sec					3				
Computer interface									
Auto and manual ranging	•	•	•	•	•	•			
Intelligent Auto power off	•	•	•	•				•	
Auto power off					•	•			
Non-contact voltage detection	•	•	•	•				•	
Low Impedance AutoCheck™ mode								•	
Beep-Jack™ Input error warning	•	•	•						
Peak (crest) Hold - Max, Min									
Data hold	•	•	•	•	•	•			
Min/Max/Avg	max, min	max, min	max, min	max, min					
Relative offset mode (Δ)					•	•			
Process loop measurement									
Data logging (points stored, single channel)									
Data logging (points stored, dual channel)									
Duty cycle					•	•			
VFD (variable frequency drive) ACV & Hz									
Measurement Category Rating	IV, 600V III, 1000V	IV, 600V III, 1000V	IV, 600V III, 1000V	IV, 600V III, 1000V	IV, 600V III, 1000V	III, 600V	III, 600V	III, 300V II, 450V	II, 300V
UL or ETL	•	•	•	•	•	•	•	•	•
cUL, cETL or CSA	•	•	•	•	•	•	•	•	•
CE	•	•	•	•	•	•	•	•	

## ESM™ Industrial 500,000-Count Digital Multimeter

**NEW PRODUCT**

**LIFETIME WARRANTY**



### SPECIFICATIONS

<b>Voltage Measurement</b>	500.00mV; 5.0000, 50.000, 500.00, 1000.0V
<b>DC Voltage Measurement</b>	500,000 counts mode: 500.00mV; 5.00000, 50.0000, 500.000, 1000.00V
<b>Amperage Measurement</b>	500.00, 5000.0µA; 50.000, 500.00mA; 5.0000, 10.000A
<b>Resistance</b>	500.00Ω; 5.0000, 50.000, 500.00kΩ; 5.0000, 50.000MΩ
<b>Conductance</b>	99.99 nS
<b>Capacitance</b>	50.00; 500.0nF; 5.000, 50.00, 500.0µF; 5.000, 25.00 mF
<b>Frequency</b>	5Hz-200kHz sine wave; 5Hz-2MHz logic level square wave
<b>Temperature</b>	K type, -58°F to 1832°F (-50°C to 1000°C)
<b>Measurement Category</b>	CAT IV, 1000V

- AC+DC True RMS, 50,000-count display for greater accuracy. 500,000 count available in DC voltage mode.
- VFD (variable frequency drive) voltage and frequency functions for accurate readings on noisy drive waveforms.
- Beep-Jack™ audible and visual input alert helps avoid blown fuses or damage to meter.
- 41-segment analog bar graph makes it easy to view quick changes.
- Record max, min, avg., and max-min and data hold.
- Crest capture (peak hold) max and min readings.
- Relative offset display mode makes monitoring relative measurement changes simple.
- Performs resistance, conductance, frequency, duty cycle, temperature and capacitance measurements, plus diode and continuity tests.
- Dual temperature measurement up to 1832°F/1000°C using type K thermocouples.
- Bright backlit display is easy to read under any light condition.
- Intelligent Auto Power Off conserves battery life but will not turn meter off during measurements.
- Wide AC bandwidth – to 100 kHz for voltage and 20 kHz for current.
- USB Interface using optional DMSC-9U cable and software allows connection to a PC for extended measurement capability.
- Accessories included: (1) 9V battery, bead temperature probe (400°F/ 204°C max.), test leads, protective boot, carrying case.
- Lifetime Limited Warranty.

CAT. NO.	UPC NO.	DESCRIPTION
<b>N</b> DM-860A	12938	Industrial 500,000-Count Digital Multimeter
<b>N</b> DM-860A-C*	02069	Industrial 500,000-Count Digital Multimeter
<b>R</b> TC-20	07535	Carrying Case (included)
<b>R</b> TSG-3	12034	Sure-Grip Test Leads
<b>R</b> TPB	07592	Bead Temperature Probe
<b>A</b> DMSC-9U	35773	For DM-800A Series and DML-430A Multimeters

\*Includes Certificate of Calibration

## ESM™ Digital Logging Meter

**LIFETIME WARRANTY**



FEATURING:

**AutoCHECK**



### SPECIFICATIONS

<b>Voltage Measurement</b>	60.00, 600.0 mV; 9.999, 99.99, 999.9V
<b>Amperage Measurement</b>	600.0, 6000µA; 60.00, 600.0mA; 6.000, 10.00A
<b>Resistance</b>	600.0Ω; 6.000, 60.00, 600.0 kΩ; 6.000, 60.00 MΩ
<b>Conductance</b>	99.99nS
<b>Capacitance</b>	60.00, 600.0nF; 6.000, 60.00, 600.0µF; 6.000, 25.00 mF
<b>Frequency</b>	15Hz-50kHz sine wave; 5Hz-1MHz logic level square wave
<b>Temperature</b>	K type, -58 to 1832 °F (-50 to 1000 °C)
<b>Measurement Category</b>	CAT IV, 1000V

- Datalogging capability – stores 87,000 single-channel or 43,000 dual-channel measurements. Use optional USB interface DMSC-9U to transfer data to PC or for direct-to-PC logging.
- AC+DC True RMS gives accurate readings on complex waveforms
- Low impedance AutoCheck™ mode – automatically selects AC or DC volts, resistance or continuity. Low impedance masks “ghost” voltage pickup.
- Backlit LCD displays 2 readings with 10,000 count resolution
- BeepJack™ warns when test leads are incorrectly inserted in current measurement terminals
- Measures voltage, current, resistance, conductance, frequency and capacitance.
- Checks continuity and tests diodes
- Two temperature measurements using type K thermocouples
- Accessories included: (1) 9V battery, bead temperature probe (400°F / 204°C max.), test leads, protective boot, carrying case.
- Lifetime Limited Warranty.

CAT. NO.	UPC NO.	DESCRIPTION
DML-430A	08746	Digital Logging Meter (43,000 data points)
DML-430A-C*	35771*	Digital Logging Meter (43,000 data points)
<b>R</b> TC-20	07535	Carrying Case (included)
<b>R</b> TSG-3	12034	Sure-Grip Test Leads
<b>R</b> TPB	07592	Bead Temperature Probe

\*Includes Certificate of Calibration

## ESM™ Series Digital Multimeters



FEATURING:



DM-830A



DM-820A



DM-810A

### DM-810A features:

- True RMS for no-compromise accuracy
- Measures voltage, current, resistance, capacitance and frequency.
- Tests continuity and diodes.
- Backlit LCD with dual 10,000 count displays
- BeepJack™ warns when test leads are incorrectly inserted in current measurement terminals
- Automatic and manual range selection
- Relative offset mode to see changes in measurements
- Data hold
- Use optional USB interface DMSC-9U for direct-to-PC logging.
- Lifetime Limited Warranty

### DM-820A also features:

- Crest capture (peak hold) plus recording of max, min, max-min and average
- Two voltage detection modes – non-contact or using a single test lead
- One temperature measurement using a type K thermocouple
- Conductance measurement

### DM-830A has all DM-810A features plus:

- AC+DC True RMS gives accurate readings on complex waveforms
- Low impedance AutoCheck™ mode – automatically selects AC or DC volts, resistance or continuity. Low impedance masks “ghost” voltage pickup.
- dBm function with 20 selectable reference impedance values
- Crest capture (peak hold) plus recording of max, min, max-min and average
- Two voltage detection modes – non-contact or using a single test lead
- Two temperature measurements using type K thermocouples
- Conductance measurement

### Accessories included:

- (1) 9V battery, bead temperature probe (DM-820A, DM-830A only, 400°F/204°C max), test leads, protective boot, carrying case.

### SPECIFICATIONS

<b>Voltage Measurement</b>	60.00, 600.0 mV; 9.999, 99.99, 999.9 V
<b>Amperage Measurement</b>	600.0, 6000µA; 60.00, 600.0mA; 6.000, 10.00A
<b>Resistance</b>	600.0Ω; 6.000, 60.00, 600.0 kΩ; 6.000, 60.00 MΩ
<b>Conductance</b>	99.99nS
<b>Capacitance</b>	60.00, 600.0nF; 6.000, 60.00, 600.0µF; 6.000, 25.00 mF
<b>Frequency</b>	15Hz-50kHz sine wave; 5Hz-1MHz logic level square wave
<b>Temperature</b>	K type, -58 to 1832 °F (-50 to 1000 °C)
<b>Measurement Category</b>	CAT IV, 1000V

CAT. NO.	UPC NO.	DESCRIPTION
DM-830A	08745	Digital Multimeter
DM-830A-C*	35770*	Digital Multimeter
DM-820A	08744	Digital Multimeter
DM-820A-C*	35760*	Digital Multimeter
DM-810A	08743	Digital Multimeter
DM-810A-C*	35759*	Digital Multimeter
TC-20	07535	Carrying Case
TSG-3	12034	Sure-Grip Test Leads
TPB	07592	Bead Temperature Probe (included with DM-820A, DM-830A)



\* Includes Certificate of Calibration

## ESM™ Series Digital Multimeters



DM-510A



DM-210A



DM-200A

### DM-200A features:

- Measures voltage, current, resistance and frequency.
- Tests continuity and diodes.
- Backlit LCD with 6,000 count display
- Two voltage detection modes – non-contact or using a single test lead
- BeepJack™ warns when test leads are incorrectly inserted in current measurement terminals
- Automatic and manual range selection
- Relative offset mode to see changes in measurements
- Data hold
- Use optional USB / RS-232 interface DMSC-2U for direct-to-PC logging.
- Lifetime Limited Warranty

### DM-210A also features:

- Measures capacitance
- Measures temperature using a type K thermocouple

### DM-510A has all DM-200A features plus:

- True RMS for no-compromise accuracy
- Crest capture (peak hold) plus recording of max, min, max-min and average
- Low impedance AutoCheck™ mode – automatically selects AC or DC volts, resistance or continuity. Low impedance masks “ghost” voltage pickup.
- Measures capacitance
- Measures temperature using a type K thermocouple

### Accessories included:

- (2) 1.5V AAA batteries, bead temperature probe (DM-210A, DM-510A only, 400°F/204°C max), test leads, protective boot.

### SPECIFICATIONS

<b>Voltage Measurement</b>	60.00, 600.0 mV; 6.000, 60.00, 600.0, 1000V
<b>Amperage Measurement</b>	600.0, 6000µA; 60.00, 600.0mA; 6.000, 8.00A
<b>Resistance</b>	600.0Ω; 6.000, 60.00, 600.0 kΩ; 6.000, 60.00 MΩ
<b>Capacitance</b>	60.00, 600.0nF; 6.000, 60.00, 600.0, 3000µF
<b>Frequency</b>	10Hz-50kHz sine wave; 5Hz-999.9kHz logic level square wave
<b>Temperature</b>	K type, -58 to 1832 °F (-50 to 1000 °C)
<b>Measurement Category</b>	CAT IV 300V; CAT III 600V; CAT II 1000V

CAT. NO.	UPC NO.	DESCRIPTION
DM-510A	08742	Professional Plant Digital Multimeter
DM-510A-C*	35758*	Professional Plant Digital Multimeter
DM-210A	08741	Digital Multimeter
DM-210A-C*	35757*	Digital Multimeter
DM-200A	08740	Digital Multimeter
DM-200A-C*	35756*	Digital Multimeter
<b>R</b> TSG-3	12034	Sure-Grip Test Leads

\* Includes Certificate of Calibration

## TRMS Digital Multimeter



- True RMS for no-compromise accuracy when harmonics are present.
- Large LCD with backlight for easy viewing.
- AC/DC voltage, AC/DC amperage measurement.
- Non-contact voltage detection for identifying live lines without contacting conductors.
- Auto shut-off for longer battery life plus low battery indicator.
- Resistance measurement.
- Audible continuity and diode tests.
- Frequency measurement.
- Capacitance measurement.
- Data hold to capture measurement.
- 6000-count LCD for high resolution.
- Min/Max feature for added versatility.
- Audible input alert warns user if leads are in incorrect position.
- Lifetime Limited Warranty.

### SPECIFICATIONS

<b>Amperage Measurement</b>	600.0, 2000 $\mu$ A; 6.000, 10.00 A
<b>Voltage Measurement</b>	600.0 mV; 6.000, 60.00, 600.0, 1000V
<b>Resistance Measurement</b>	600.0 $\Omega$ ; 6.000, 60.00, 600.0 k $\Omega$ ; 6.000, 60.00 M $\Omega$
<b>Frequency Measurement</b>	40 Hz minimum, 100 Hz to 60 kHz maximum, depending on function and range
<b>Capacitance</b>	600.0 nF; 6.000, 60.00, 600.0, 2000 $\mu$ F
<b>Display</b>	6000-count LCD
<b>Measurement Category</b>	CAT IV, 600V; CAT III, 1000V

CAT. NO.	UPC NO.	DESCRIPTION
DM-350	11871	DMM, 1000V 10A RMS BL
DM-350-C*	22897*	DMM, 1000V 10A RMS BL
TSG-3	12034	Sure-Grip Test Leads
TC-40	19216	Carrying Case

\* Includes Certificate of Calibration

## TRMS Digital Multimeter



- True RMS for no-compromise accuracy when harmonics are present.
- Large LCD for easy viewing.
- AC/DC voltage, AC/DC amperage measurement.
- Non-contact voltage detection for identifying live lines without contacting conductors.
- Auto shut-off for longer battery life plus low battery indicator.
- Resistance measurement.
- Audible continuity and diode tests.
- Frequency measurement.
- Capacitance measurement.
- Data hold to capture measurement.
- 6000-count LCD for high resolution.
- Min/Max feature for added versatility.
- Audible input alert warns user if leads are in incorrect position.
- Lifetime Limited Warranty.

### SPECIFICATIONS

<b>Amperage Measurement</b>	6.000, 10.00 A
<b>Voltage Measurement</b>	600.0 mV; 6.000, 60.00, 600.0, 1000V
<b>Resistance Measurement</b>	600.0 $\Omega$ ; 6.000, 60.00, 600.0 k $\Omega$ ; 6.000, 60.00 M $\Omega$
<b>Frequency Measurement</b>	40 Hz minimum, 100 Hz to 60 kHz maximum, depending on function and range
<b>Capacitance</b>	600.0 nF; 6.000, 60.00, 600.0, 2000 $\mu$ F
<b>Display</b>	6000-count LCD
<b>Measurement Category</b>	CAT IV, 600V; CAT III, 1000V

CAT. NO.	UPC NO.	DESCRIPTION
DM-330	11870	DMM, 1000V 10A RMS
DM-330-C*	22895*	DMM, 1000V 10A RMS
TSG-3	12034	Sure-Grip Test Leads
TC-40	19216	Carrying Case

\* Includes Certificate of Calibration



## Averaging Digital Multimeter



### SPECIFICATIONS

<b>Amperage Measurement</b>	6.000, 10.00 A
<b>Voltage Measurement</b>	600.0 mV; 6.000, 60.00, 600.0, 1000V
<b>Resistance Measurement</b>	600.0 Ω; 6.000, 60.00, 600.0 kΩ; 6.000, 60.00 MΩ
<b>Frequency Measurement</b>	40 Hz minimum, 100 Hz to 60 kHz maximum, depending on function and range
<b>Capacitance</b>	600.0 nF; 6.000, 60.00, 600.0, 2000 μF
<b>Display</b>	6000-count LCD
<b>Measurement Category</b>	CAT IV, 600V; CAT III, 1000V

- Use to measure voltage, resistance, current and continuity.
- Excellent for measuring AC voltage of electrical circuits.
- AC/DC voltage, AC/DC amperage measurement.
- Non-contact voltage detection for identifying live lines without contacting conductors.
- Auto shut-off for longer battery life plus low battery indicator.
- Resistance measurement.
- Audible continuity and diode tests.
- Frequency measurement.
- Capacitance measurement.
- Data hold to capture measurement.
- 6000-count LCD for high resolution.
- Min/Max feature for added versatility.
- Audible input alert warns user if leads are in incorrect position.
- Lifetime Limited Warranty.

CAT. NO.	UPC NO.	DESCRIPTION
DM-310	11869	DMM, 1000V 10A AVG
DM-310-C*	22894*	DMM, 1000V 10A AVG
TSG-3	12034	Sure-Grip Test Leads
TC-40	19216	Carrying Case



\*Includes Certificate of Calibration

## TRMS Digital Multimeter



- Use to measure voltage, resistance, and continuity.
- Excellent for measuring AC voltage of electrical circuits.
- AC/DC voltage measurement.
- Non-contact voltage detection for identifying live lines without contacting conductors.
- True RMS for the most accurate measurement when harmonics are present.
- Auto shut-off for longer battery life.
- Low battery indicator.
- Resistance measurement.
- Audible continuity and diode tests.
- Data hold to capture measurement.
- Frequency measurement.
- 6000-count LCD for high resolution.
- Min/Max feature for added versatility.
- Lifetime Limited Warranty.

### SPECIFICATIONS

<b>Voltage Measurement</b>	600.0 mV; 6.000, 60.00, 600.0, 1000V
<b>Resistance Measurement</b>	600.0 Ω; 6.000, 60.00, 600.0 kΩ; 6.000, 60.00 MΩ
<b>Frequency Measurement</b>	40 Hz minimum, 100 Hz to 60 kHz maximum, depending on function and range
<b>Display</b>	6000-count LCD
<b>Measurement Category</b>	CAT IV, 600V; CAT III, 1000V

CAT. NO.	UPC NO.	DESCRIPTION
DM-300	11868	DMM, 1000V RMS
DM-300-C*	22893*	DMM, 1000V RMS
TSG-3	12034	Sure-Grip Test Leads
TC-40	19216	Carrying Case



\*Includes Certificate of Calibration

## Digital Multimeter

NEW PRODUCT



- Measures AC/DC voltage, AC/DC current, resistance, temperature, frequency, duty cycle and capacitance
- Diode and audible continuity tests
- Relative offset mode to see changes in measurements
- Data hold
- Backlit, 6000 count LCD with bar graph
- Lifetime Limited Warranty

### SPECIFICATIONS

<b>Amperage Measurement</b>	600.0, 6000 $\mu$ A; 60.00, 600.0 mA; 6.000, 10.00 A
<b>Voltage Measurement</b>	AC V: 6.000, 60.00, 600.0, 1000 V; DC V: 600.0 mV; 6.000, 60.00, 600.0, 1000 V
<b>Resistance Measurement</b>	600.0 $\Omega$ ; 6.000, 60.00, 600.0 k $\Omega$ ; 6.000, 60.00 M $\Omega$
<b>Frequency Measurement</b>	9.999 Hz to 999.9 kHz
<b>Temperature Measurement</b>	-4 to 1832 $^{\circ}$ F (-20 to 1000 $^{\circ}$ C)
<b>Capacitance Measurement</b>	40.00, 400.0 nF; 4.000, 40.00, 400.0, 4000 $\mu$ F
<b>Measurement Category</b>	CAT IV, 600V; CAT III, 1000V

CAT. NO.	UPC NO.	DESCRIPTION
DM-65	00339	CATIII, 1000V; CATIV 600V Auto-Ranging Digital Multimeter
00450	00450	Test Leads

## Digital Multimeter

NEW PRODUCT



- Measures AC/DC voltage, AC/DC current, resistance, temperature, frequency, duty cycle and capacitance
- Diode and audible continuity tests
- Relative offset mode to see changes in measurements
- Data hold
- Backlit, 4000 count LCD
- Lifetime Limited Warranty

### SPECIFICATIONS

<b>Amperage Measurement</b>	400.0, 4000 $\mu$ A; 40.00, 400.0 mA; 4.000, 10.00 A
<b>Voltage Measurement</b>	AC V: 4.000, 40.00, 400.0, 1000 V; DC V: 400.0 mV; 4.000, 40.00, 400.0, 1000 V
<b>Resistance Measurement</b>	400.0 $\Omega$ ; 4.000, 40.00, 400.0 k $\Omega$ ; 4.000, 40.00 M $\Omega$
<b>Frequency Measurement</b>	9.999 Hz to 999.9 kHz
<b>Temperature Measurement</b>	-4 to 1832 $^{\circ}$ F (-20 to 1000 $^{\circ}$ C)
<b>Capacitance Measurement</b>	40.00, 400.0 nF; 4.000, 40.00, 200.0 $\mu$ F
<b>Measurement Category</b>	CAT III, 600V

CAT. NO.	UPC NO.	DESCRIPTION
DM-45	00337	CATIII, 600V Auto-Ranging Digital Multimeter
00450	00450	Test Leads

## Digital Multimeter

NEW PRODUCT



- Measures AC/DC voltage, and resistance
- Diode and audible continuity tests
- Tests 1.5V and 9V batteries
- Lifetime Limited Warranty

### SPECIFICATIONS

<b>Voltage Measurement</b>	AC V: 200.0, 600 V; DC V: 20.00, 200.0, 600 V
<b>Resistance Measurement</b>	200.0, 2000 $\Omega$ ; 20.00, 200.0, 2000 k $\Omega$
<b>Measurement Category</b>	CAT III, 600V

CAT. NO.	UPC NO.	DESCRIPTION
DM-25	00334	CATIII, 600V Manual Ranging Digital Multimeter

## PDMM-20 Pocket Multimeter



### SPECIFICATIONS

Voltage Measurement	6.000, 60.00, 450.0 V
Resistance Measurement	600.0Ω; 6.000, 60.00, 600.0 kΩ; 6.000 MΩ
Capacitance	100.0, 1000 nF; 10.00, 100.0 μF
Display	6000-count LCD
Measurement Category	CAT II, 450 V; CAT III, 300 V

- Auto-select mode for hassle-free use.
- Low impedance eliminates stray or "ghost" voltage readings.
- AC/DC voltage measurement.
- Hassle-free, automatic measurement of voltage and resistance.
- Autoranging for quick, convenient measurements.
- Non-contact voltage detection for identifying live lines without contacting conductors.
- Intelligent Auto-Off for longer battery life.
- Low battery indicator.
- Resistance measurement.
- Audible continuity test.
- Frequency measurement in voltage mode.
- Capacitance measurement.
- 6000-count LCD for high resolution.
- Accessories included: (1) 3 V battery (CR2032), carrying case.
- Lifetime Limited Warranty.

CAT. NO.	UPC NO.	DESCRIPTION
PDMM-20	11689	Pocket Multimeter

## Analog Multimeter



### SPECIFICATIONS

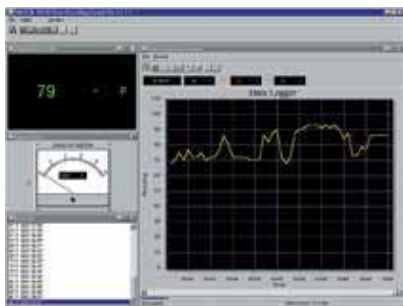
Amperage Measurement	DCA: 30, 500 mA
Voltage Measurement	AC V: 15, 50, 150, 300 V; DC V: 5, 15, 50, 150, 300 V
Resistance Measurement	10, 100 kΩ; 1 MΩ
Measurement Category	CAT II, 300V per UL 61010B-1

- Easy to read, multi-function display.
- AC/DC voltage, DC amperage measurement.
- Built-in test leads, no loose parts to lose.
- Resistance measurement.
- Tests 1.5 V and 9 V batteries.
- Accessories included: (1) 1.5 V AA battery.
- Lifetime Limited Warranty.

CAT. NO.	UPC NO.	DESCRIPTION
AM-6	12725	Analog Multimeter

# MULTIMETER ACCESSORIES

## Interface Kits



See both digital and analog meter readouts on-screen, plus a large, easy-to-read graph of logged values – in this case, a thermocouple monitoring air temperature in a forced-air furnace duct.



- Connects to a PC for data storage and retrieval from Greenlee digital multimeters.
- Allows retrieval of stored data and real-time logging and graphing.
- Retrieve stored data log from DML-Series.
- Export data to disk for analysis with any spreadsheet.
- Lifetime Limited Warranty.

### SPECIFICATIONS

<b>Software Requirements</b>	Windows 7/Vista/XP/2000/NT4 or Windows ME/98/95
<b>Hardware Requirements</b>	CPU and memory – minimum Windows requirement Monitor – at least 640 x 480, 800 x 600 recommended. Hard disk – at least 500 megabytes free space. Connection – DMSC-9U: free USB port; DMSC-2U: free USB or 9-pin serial port; DMSC-9: free 9-pin serial port.

CAT. NO.	UPC NO.	DESCRIPTION
DMSC-2U	35772	For DM-200 and 200A Series and DM-510A Digital Multimeters
DMSC-9U	35773	For DM-800A Series and DML-430A Digital Multimeters
DMSC-9	07755	For DM-800 Series, DML-54 and DML-430 Digital Multimeters

## AC/DC Clamp-on Current Adapter



- AC/DC current measuring accessory.
- Measure up to 600 amps.
- Perfect for any multimeter that reads AC and DC millivolts.
- Accessories included: (1) 9V battery.
- Lifetime Limited Warranty

### SPECIFICATIONS

<b>Amperage Measurement</b>	0-600A
<b>Voltage Output</b>	100 amp range – 10mV output per 1 amp input 600 amp range – 1mV output per 1 amp input
<b>Jaw Opening</b>	1.38" (35 mm)
<b>Measurement Category</b>	CAT III, 300V; CAT II, 600V

CAT. NO.	UPC. NO.	DESCRIPTION
CMA-60	07531	AC/DC Clamp-on Current Adapter

## Clamp-on Current Adapter



- AC current measuring accessory.
- Measures up to 400A AC.
- Perfect for any multimeter that reads AC millivolts.
- Lifetime Limited Warranty.

### SPECIFICATIONS

<b>Amperage Measurement</b>	0.1-400A
<b>Voltage Output</b>	1mV per 1 amp input
<b>Jaw Opening</b>	1.18" (30 mm)
<b>Measurement Category</b>	CAT III, 300V; CAT II, 600V

CAT. NO.	UPC. NO.	DESCRIPTION
CMA-40	07530	Clamp-on Current Adapter

## Multimeter Hanging Strap



- Hanging accessory fits many digital multimeters
- Strong magnet for use on steel panels
- Nylon strap loops around pipes
- Includes magnet, strap, and mounting tab

CAT. NO.	UPC. NO.	DESCRIPTION
DMHS-1	35774	Multimeter Hanging Strap

**N** = NEW PRODUCT**R** = REPLACEMENT PART**A** = ACCESSORY**B** = BARE TOOL

# CLAMP-ON METERS

## Clamp-on Meter Comparison Guide

FEATURE	CMGRT-100	CMP-200	CMI-200	CMI-100	CM-1550	CM-1500	CM-1350	CM-1300
True RMS		•	•	•	•		•	
DCA (A max)		2000	2500	1000	1000	1000		
Maximum resolution (A)		0.1	0.1	0.1	0.1	0.1		
Best accuracy (%)		1.5	1.5	2.0	1.2	1.2		
ACA (A max)	30	2000	2100	1000	1000	1000	1000	1000
Maximum resolution (A)	1mA	0.1	0.1	0.1	0.1	0.1	0.1	0.1
Best accuracy (%)	2.5	1.5	1.5	2.0	1.9	1.9	1.9	1.9
DCV (V max)		600	600	600	1000	1000	1000	1000
Maximum resolution (V)		0.1	0.1mV	0.1mV	0.1	0.1	0.1	0.1
Best accuracy (%)		1.5	1.5	0.75	0.7	0.7	0.7	0.7
ACV (V max)		600	600	600	750	750	750	750
Maximum resolution (V)		0.1	0.1mV	0.1mV	0.1	0.1	0.1	0.1
Best accuracy (%)		1.5	1.5	1.2	1.0	1.0	1.0	1.0
Resistance (Ω)	1200		40M	40M	400	400	400	400
Maximum resolution (Ω)	0.01		0.1	0.1	0.1	0.1	0.1	0.1
Best accuracy (%)	1.5		1.5	1.0	1.0	1.0	1.0	1.0
Continuity and beeper			•	•	•	•	•	•
Diode test			•	•				
Capacitance								
Frequency		•	•	•	•	•	•	•
Frequency response (Hz)	47-800	40-400	40-1k	40-450	50-500	50-500	50-500	50-500
Temperature (T1)								
Jaw opening	1.25" (32 mm)	2.17" (55 mm)	2.17" (55 mm)	1.81" (46 mm)	2.0" (51 mm)	2.0" (51 mm)	1.85" (47 mm)	1.85" (47 mm)
Display type	Digital	Dual Digital	Digital	Digital	Digital	Digital	Digital	Digital
Display update X/sec		2	2	2	2.5	2.5	2.5	2.5
Count	3000	4000	4000	4000	4000	4000	4000	4000
Analog bar graph segments			40	40	42	42	42	42
Analog update X/sec			20	20	13	13	13	13
Zoom analog bar graph								
Low battery indicator		•	•	•	•	•	•	•
Autoranging	•	•	•	•	•	•	•	•
Auto power off	•	•	•	•	•	•	•	•
Peak hold				•	•	•	•	•
Data hold	•	•	•	•	•	•	•	•
Min, max			•	•	•	•	•	•
Data logging								
Power factor		•						
True power (kW)		1200						
Apparent Power (kVA)		1200						
Measurement Category	III, 150V	III, 600V	III, 600V	III, 600V	IV, 600V III, 1000V	IV, 600V III, 1000V	IV, 600V III, 1000V	IV, 600V III, 1000V
UL		•	•	•	•	•	•	•
cUL or CSA		•	•	•	•	•	•	•
CE	•	•	•	•	•	•	•	•

## Clamp-on Meter Comparison Guide

FEATURE	CM-950	CM-900	CM-850	CM-800	CM-600	CMT-90	CMT-80	CM-450	CM-410	CM-330
True RMS	•		•			•		•		
DCA (A max)	600	600								
Maximum resolution (A)	0.1	0.1								
Best accuracy (%)	1.2	1.2								
ACA (A max)	600	600	600	600	600	600	400	600	400	400
Maximum resolution (A)	0.1	0.1	0.1	0.1	0.1	0.1	0.1	0.01	0.1	0.01
Best accuracy (%)	1.9	1.9	1.9	1.9	1.9	1.9	1.8	1.5	1.9	2.0
DCV (V max)	600	600	600	600	600	1000	600	600	600	
Maximum resolution (V)	0.1	0.1	0.1	0.1	1	0.1	0.1	0.1mV	0.1	
Best accuracy (%)	0.7	0.7	0.7	0.7	0.8	1.0	1.0	0.3	1.0	
ACV (V max)	600	600	600	600	600	1000	600	600	600	
Maximum resolution (V)	0.1	0.1	0.1	0.1	1	0.1	0.1	1mV	0.1	
Best accuracy (%)	1.0	1.0	1.0	1.0	1.2	1.5	1.5	1.5	1.5	
Resistance (Ω)	400	400	400	400	2000	2000	2000	40M	20M	
Maximum resolution (Ω)	0.1	0.1	0.1	0.1	1	0.1	1	0.1	0.1	
Best accuracy (%)	1.0	1.0	1.0	1.0	1.5	2.0	2.0	0.6	0.7	
Continuity and beeper	•	•	•	•	•	•	•	•	•	
Diode test						•	•	•		
Capacitance										
Frequency	•	•	•	•				•		
Frequency response (Hz)	50-500	50-500	50-400	50-400	40-500	50-500	50-60	50-60	50-500	50-60
Temperature (T1)										
Jaw opening	1.38" (35 mm)	1.38" (35 mm)	1.34" (34 mm)	1.34" (34 mm)	1.38" (35 mm)	1.34" (34 mm)	1.06" (27 mm)	1.02" (26 mm)	1.06" (27 mm)	1.06" (27 mm)
Display type	Digital	Digital	Digital	Digital	Digital	Digital	Digital	Digital	Digital	Digital
Display update X/sec	2.5	2.5	2.5	2.5	4	1 to 4	1 to 4	3	1.5	2.5
Count	4000	4000	4000	4000	2000	10,000	10,000	4000	2000	2000
Analog bar graph	42 segments	42 segments	42 segments	42 segments						
Analog update X/sec	13	13	13	13						
Zoom analog bar graph										
Low battery indicator	•	•	•	•	•	•	•	•	•	•
Autoranging	•	•	•	•				•	•	
Auto power off	•	•	•	•	•	•	•	•	•	
Peak hold	•	•	•	•						
Data hold	•	•	•	•	•	•	•	•	•	•
Min, max	•	•	•	•						max only
Data logging										
Power factor										
True power (kW)										
Apparent Power (kVA)										
Measurement Category	III, 600V	III, 600V	III, 600V	III, 600V	III, 600V	IV, 600V III, 1000V	III, 600V	III, 600V	III, 600V	III, 600V
UL	•	•	•	•	•	•	•	•	•	•
cUL or CSA	•	•	•	•	•	•	•	•	•	•
CE	•	•	•	•	•	•	•	•	•	•

## Ground Resistance Tester



- Reads ground resistance down to 0.10Ω.
- Fully autoranging with data hold to capture readings.
- Convenient alarm and 99-point memory functions.
- Measures up to 30A RMS ground or leakage current.
- Measures currents down to 1mA.
- Accessories included: (1) 9V battery, molded carrying case, test resistance loop.
- Lifetime Limited Warranty.

### SPECIFICATIONS

<b>Ground Resistance Measurement</b>	0.10 to 1200Ω
<b>Ground/Leakage Current Measurement</b>	299mA; 2.999A, 29.99A
<b>Display</b>	3-3/4-digit LCD, 2999-count
<b>Jaw Opening</b>	1.25" (32 mm)
<b>Measurement Category</b>	CAT III, 150V

CAT. NO.	UPC NO.	DESCRIPTION
CMGRT-100	07653	Ground Resistance Tester
CMGRT-100-C*	07730*	Ground Resistance Tester

\* Includes Certificate of Calibration

## 2000A Power Clamp



- True RMS for accurate measurement when harmonics are present.
- Extra high capacity 2000A measurement.
- Measures True Power, Apparent Power, Reactive Power, Power Factor, voltage, current and frequency.
- Calculates total power and power factor on 3-phase, 3-wire, and 3-phase, 4-wire, and 1-phase, 3-wire circuits using stored measurement.
- Stores up to 4 sets of measurements for calculation on multi-phase and multi-wire circuits.
- Large, easy-to-read, dual 4-digit, 4000-count LCD display for high resolution.
- Instantly recall the calculated Power Factor.
- Accessories included: (1) 9V battery, test leads, carrying case.
- Lifetime Limited Warranty.

### SPECIFICATIONS

<b>True Power</b>	99.99, 999.9, 1200kW
<b>Reactive Power</b>	99.99, 999.9, 1200kVAR
<b>Amperage Measurement</b>	499.9, 2000A
<b>Voltage Measurement</b>	499.9, 600V
<b>Frequency</b>	10Hz-1000Hz
<b>Jaw Opening</b>	2.17" (55 mm)
<b>Measurement Category</b>	CAT III, 600V

CAT. NO.	UPC NO.	DESCRIPTION
CMP-200	07568	2000A Power Clamp
CMP-200-C*	07635*	2000A Power Clamp
00606	00606	Test Leads
TC-55	07747	Carrying Case

\* Includes Certificate of Calibration

## 2500A Industrial Clamp Meter



- True RMS for accurate measurement when harmonics are present.
- High capacity 2500A DC, 2100A AC amperage measurement.
- 600V AC/DC voltage, frequency, and resistance measurements for maximum versatility.
- Peak hold, min-max, relative offset and analog bar graph to help monitor power changes.
- Produces 1mV per amp output to allow use as a remote transducer, linked to a multimeter or oscilloscope.
- Auto power off for longer battery life.
- Accessories included: (1) 9V battery, test leads, carrying case.
- Lifetime Limited Warranty.

### SPECIFICATIONS

<b>Amperage Measurement</b>	AC – 400.0, 2100A; DC – 400.0, 2500A
<b>Voltage Measurement</b>	AC – 4.000, 40.00, 400.0, 600V DC – 400.0mV; 4.000, 40.00, 400.0, 600V
<b>Display</b>	3-3/4-digit, 4000-count (9999 for frequency)
<b>Frequency</b>	99.99, 999.9Hz; 9.999, 99.99, 999.9kHz
<b>Resistance</b>	400.0Ω; 4.000, 40.00, 400.0kΩ; 4.000, 40.00MΩ
<b>Jaw Opening</b>	2.17" (55 mm)
<b>Voltage Output</b>	1mV output per 1 amp input
<b>Measurement Category</b>	CAT III, 600V

CAT. NO.	UPC NO.	DESCRIPTION
CMI-200	07567	2500A Industrial Clamp Meter
CMI-200-C*	07634*	2500A Industrial Clamp Meter
00606	00606	Test Leads
TC-55	07747	Carrying Case



\*Includes Certificate of Calibration

## Industrial Clamp Meter



- High capacity 1000A AC/DC amperage measurement.
- 600V AC/DC voltage, frequency, and resistance measurements for maximum versatility.
- Continuity and diode tests with audible and visual indicators.
- Accessories included: (1) 9V battery, test leads, carrying case.
- Lifetime Limited Warranty.

### SPECIFICATIONS

<b>Amperage Measurement</b>	400.0, 1000A
<b>Voltage Measurement</b>	AC - 4.000, 40.00, 400.0, 600V DC - 400.0mV; 4.000, 40.00, 400.0, 600V
<b>Display</b>	3-3/4-digit, 4000-count (9999 for frequency)
<b>Frequency</b>	Voltage Mode - 99.99, 999.9Hz; 9.999, 99.99, 800.0kHz Current Mode - 99.99, 999.9Hz
<b>Resistance</b>	400.0Ω; 4.000, 40.00, 400.0kΩ; 4.000, 40.00MΩ
<b>Jaw Opening</b>	1.81" (46 mm)
<b>Measurement Category</b>	CAT III, 600V

CAT. NO.	UPC NO.	DESCRIPTION
CMI-100	07564	Industrial Clamp Meter
CMI-100-C*	07631*	Industrial Clamp Meter
00606	00606	Test Leads
TC-50	07746	Carrying Case



\*Includes Certificate of Calibration



## 1000A AC/DC True RMS Clamp Meter



- True RMS for the most accurate measurement when harmonics are present.
- AC/DC amperage, AC/DC voltage, frequency and resistance measuring capability.
- Dual Hall sensor for the most accurate measurements.
- Easy-to-read backlit display for use in low light conditions.
- Peak and data hold to capture measurement.
- MIN/MAX feature for added versatility.
- Analog bar graph to view quick changes.
- Audible continuity test.
- Selectable Auto Off for longer battery life.
- Accessories included: (1) 9V battery, test leads, carrying case.
- Lifetime Limited Warranty.

### SPECIFICATIONS

<b>Amperage Measurement</b>	400.0, 1000A
<b>Voltage Measurement</b>	AC V: 400.0, 750V; DC V: 400.0, 1000V
<b>Resistance</b>	400.0Ω
<b>Frequency</b>	0.400kHz
<b>Display</b>	4000-count LCD display
<b>Jaw Opening</b>	2.0" (51 mm)
<b>Measurement Category</b>	CAT IV, 600V CAT III, 750V AC/1000V DC

CAT. NO.	UPC NO.	DESCRIPTION
CM-1550	07799	True RMS Clamp Meter
CM-1550-C*	10863*	True RMS Clamp Meter
00606	00606	Test Leads
TC-30	07536	Carrying Case

\* Includes Certificate of Calibration

## 1000A AC/DC Clamp Meter



- AC/DC amperage, AC/DC voltage, frequency and resistance measuring capability.
- Dual Hall sensor for the most accurate measurements.
- Easy-to-read backlit display for use in low light conditions.
- Peak and data hold to capture measurement.
- MIN/MAX feature for added versatility.
- Analog bar graph to view quick changes.
- Audible continuity test.
- Selectable Auto Off for longer battery life.
- Accessories included: (1) 9V battery, test leads, carrying case.
- Lifetime Limited Warranty.

### SPECIFICATIONS

<b>Amperage Measurement</b>	400.0, 1000A
<b>Voltage Measurement</b>	AC V: 400.0, 750V; DC V: 400.0, 1000V
<b>Resistance</b>	400.0Ω
<b>Frequency</b>	0.400kHz
<b>Display</b>	4000-count LCD display
<b>Jaw Opening</b>	2.0" (51 mm)
<b>Measurement Category</b>	CAT IV, 600V per IEC 61010-1 CAT III, 750V AC/1000V DC

CAT. NO.	UPC NO.	DESCRIPTION
CM-1500	07798	Clamp Meter
CM-1500-C*	10862*	Clamp Meter
00606	00606	Test Leads
TC-30	07536	Carrying Case

\* Includes Certificate of Calibration

## 1000A AC True RMS Clamp Meter



- True RMS for the most accurate measurement when harmonics are present.
- AC amperage, AC/DC voltage, frequency and resistance measuring capability.
- Easy-to-read backlit display for use in low light conditions.
- Peak and data hold to capture measurement.
- MIN/MAX feature for added versatility.
- Analog bar graph to view quick changes.
- Audible continuity test.
- Selectable Auto Off for longer battery life.
- Accessories included: (1) 9V battery, test leads, carrying case.
- Lifetime Limited Warranty.

### SPECIFICATIONS

<b>Amperage Measurement</b>	0 - 400.0, 1000A
<b>Voltage Measurement</b>	AC V: 400.0, 750V DC V: 400.0, 1000V
<b>Resistance</b>	0-400.0Ω
<b>Frequency</b>	0.400kHz
<b>Display</b>	4000-count LCD display
<b>Jaw Opening</b>	1.85" (47 mm)
<b>Measurement Category</b>	CAT IV, 600V CAT III, 750V AC/1000V DC

CAT. NO.	UPC NO.	DESCRIPTION
CM-1350	07733	True RMS Clamp Meter
CM-1350-C*	10861*	True RMS Clamp Meter
00606	00606	Test Leads
TC-30	07536	Carrying Case

\* Includes Certificate of Calibration

## 1000A AC Clamp Meter



- AC amperage, AC/DC voltage, frequency and resistance measuring capability.
- Easy-to-read backlit display for use in low light conditions.
- Peak and data hold to capture measurement.
- MIN/MAX feature for added versatility.
- Analog bar graph to view quick changes.
- Audible continuity test.
- Selectable Auto Off for longer battery life.
- Accessories included: (2) 1.5 V AA batteries, test leads, carrying case.
- Lifetime Limited Warranty.

### SPECIFICATIONS

<b>Amperage Measurement</b>	0 - 400.0, 1000A
<b>Voltage Measurement</b>	AC V: 400.0, 750 V DC V: 400.0, 1000V
<b>Resistance</b>	0-400.0Ω
<b>Frequency</b>	0.400kHz
<b>Display</b>	4000-count LCD display
<b>Jaw Opening</b>	1.85" (47 mm)
<b>Measurement Category</b>	CAT IV, 600V CAT III, 750V AC/1000V DC

CAT. NO.	UPC NO.	DESCRIPTION
CM-1300	07732	Clamp Meter
CM-1300-C*	10860*	Clamp Meter
00606	00606	Test Leads
TC-30	07536	Carrying Case

\* Includes Certificate of Calibration

## 600A AC/DC True RMS Clamp Meter



- True RMS for the most accurate measurement when harmonics are present
- AC/DC amperage, AC/DC voltage, frequency and resistance measuring capability.
- Dual Hall sensor for DC amperage accuracy.
- Easy-to-read backlit display for use in low light conditions.
- Peak and data hold to capture measurement.
- MIN/MAX feature for added versatility.
- Analog bar graph to view quick changes.
- Auto zero for DCA measurement.
- Selectable Auto Off for longer battery life.
- Accessories included: (1) 9V battery, test leads, carrying case.
- Lifetime Limited Warranty.

### SPECIFICATIONS

<b>Amperage Measurement</b>	400.0, 600A
<b>Voltage Measurement</b>	400.0, 600V
<b>Resistance</b>	400.0Ω
<b>Frequency</b>	0.400kHz
<b>Display</b>	4000-count LCD
<b>Jaw Opening</b>	1.38" (35 mm)
<b>Measurement Category</b>	CAT III, 600V

CAT. NO.	UPC NO.	DESCRIPTION
CM-950	07700	AC/DC True RMS Clamp Meter
CM-950-C*	10859*	AC/DC True RMS Clamp Meter
00606	00606	Test Leads
TC-10	07534	Carrying Case



\* Includes Certificate of Calibration

## 600A AC/DC Clamp Meter



- AC/DC amperage, AC/DC voltage, frequency and resistance measuring capability.
- Dual Hall sensor for DC amperage accuracy.
- Easy-to-read backlit display for use in low light conditions.
- Peak and data hold to capture measurement.
- MIN/MAX feature for added versatility.
- Analog bar graph to view quick changes.
- Auto zero for DCA measurement.
- Selectable Auto Off for longer battery life.
- Accessories included: (1) 9V battery, test leads, carrying case.
- Lifetime Limited Warranty.

### SPECIFICATIONS

<b>Amperage Measurement</b>	400.0, 600A
<b>Voltage Measurement</b>	400.0, 600V
<b>Resistance</b>	400.0Ω
<b>Frequency</b>	0.400kHz
<b>Display</b>	4000-count LCD display
<b>Jaw Opening</b>	1.38" (35 mm)
<b>Measurement Category</b>	CAT III, 600V

CAT. NO.	UPC NO.	DESCRIPTION
CM-900	07699	AC/DC Clamp Meter
CM-900-C*	10858*	AC/DC Clamp Meter
00606	00606	Test Leads
TC-10	07534	Carrying Case



\* Includes Certificate of Calibration

## 600A AC True RMS Clamp Meter



- True RMS for the most accurate measurement when harmonics are present.
- AC amperage, AC/DC voltage, frequency and resistance measuring capability.
- Easy-to-read backlit display for use in low light conditions.
- Peak and data hold to capture measurement.
- MIN/MAX feature for added versatility.
- Analog bar graph to view quick changes.
- Selectable Auto Off for longer battery life.
- Accessories included: (1) 9V battery, test leads, carrying case.
- Lifetime Limited Warranty.

### SPECIFICATIONS

<b>Amperage Measurement</b>	AC - 400.0, 600A
<b>Voltage Measurement</b>	400.0, 600V
<b>Resistance</b>	400.0Ω
<b>Frequency</b>	0.400kHz
<b>Display</b>	4000-count LCD
<b>Jaw Opening</b>	1.34" (34mm)
<b>Measurement Category</b>	CAT III, 600V

CAT. NO.	UPC NO.	DESCRIPTION
CM-850	07666	True RMS Clamp Meter
CM-850-C*	10857*	True RMS Clamp Meter
00606	00606	Test Leads
TC-10	07534	Carrying Case

\* Includes Certificate of Calibration

## 600A AC Clamp Meter



- AC amperage, AC/DC voltage, frequency and resistance measuring capability.
- Easy-to-read backlit display for use in low light conditions.
- Peak and data hold to capture measurement.
- MIN/MAX feature for added versatility.
- Analog bar graph to view quick changes.
- Selectable Auto Off for longer battery life.
- Accessories included: (2) 1.5 V AA batteries, test leads, carrying case.
- Lifetime Limited Warranty.

### SPECIFICATIONS

<b>Amperage Measurement</b>	AC - 400.0, 600A
<b>Voltage Measurement</b>	400.0, 600V
<b>Resistance</b>	400.0Ω
<b>Frequency</b>	0.400kHz
<b>Display</b>	4000-count LCD display
<b>Jaw Opening</b>	1.34" (34mm)
<b>Measurement Category</b>	CAT III, 600V

CAT. NO.	UPC NO.	DESCRIPTION
CM-800	07664	Clamp Meter
CM-800-C*	10856*	Clamp Meter
00606	00606	Test Leads
TC-10	07534	Carrying Case

\* Includes Certificate of Calibration

## AC Clamp-on Meter



### CM-600 features:

- Both AC amperage and AC/DC voltage measurement.
- Resistance measurement up to 2000Ω.
- Auto power off for longer battery life.
- Accessories included: (1) 9V battery, test leads, carrying case.
- Lifetime Limited Warranty.

### SPECIFICATIONS

<b>Amperage Measurement</b>	600A AC
<b>Voltage Measurement</b>	600V
<b>Display</b>	3-1/2-digit LCD, 2000-count
<b>Resistance</b>	2000Ω
<b>Jaw Opening</b>	1.38" (35 mm)
<b>Measurement Category</b>	CAT III, 600V

CAT. NO.	UPC NO.	DESCRIPTION
CM-600	07593	AC Clamp-on Meter
CM-600-C*	07625*	AC Clamp-on Meter
<b>R</b> 00606	00606	Test Leads
<b>R</b> TC-10	07534	Carrying Case

\* Includes Certificate of Calibration

## True RMS Clamp Meter



- AC amperage, AC/DC voltage measurement.
- True RMS for the most accurate measurement where harmonics are present.
- Quick, easy operation.
- Auto power off for longer battery life.
- Resistance measurement.
- Audible continuity and diode tests.
- Frequency measurement.
- Data hold to capture measurement.
- 4000 count LCD.
- Accessories included: Test leads, 3V Standard button battery (IEC-CR 2032; ANSI-NEDA 54004LC)
- Lifetime Limited Warranty.

### SPECIFICATIONS

<b>Amperage Measurement</b>	40.00, 400.0, 600 A AC
<b>Jaw Opening</b>	1.02" (26 mm)
<b>Display</b>	LCD, 4000-count
<b>Voltage</b>	4.000, 40.00, 400.0, 600 V AC 400.0 mV, 4.000, 40.00, 400.0, 600V DC
<b>Resistance</b>	400.0Ω; 4.000, 40.00, 400.0kΩ; 4.000, 40.00MΩ
<b>Measurement Category</b>	CAT III, 600V per UL 61010-1

CAT. NO.	UPC NO.	DESCRIPTION
CM-450	12726	AC Clamp-on Meter, True RMS
<b>R</b> TSG-3	12034	Sure-Grip Test Leads
<b>R</b> TC-5	07588	Carrying Case

## AC Clamp-on Meter



- Measures to 600 volts AC and DC, and 400 amps AC.
- Data hold to capture important readings.
- Audible continuity test.
- Auto power off for longer battery life.
- Accessories included: (2) 1.5V AAA batteries, test leads, carrying case.
- Lifetime Limited Warranty.

### SPECIFICATIONS

<b>Amperage Measurement</b>	200.0, 400A AC
<b>Jaw Opening</b>	1.06" (27 mm)
<b>Display</b>	3-1/2-digit LCD, 2000-count
<b>Voltage</b>	200.0, 600V
<b>Resistance</b>	200.0Ω; 2.000, 20.00, 200.0kΩ; 2.000, 20.00MΩ
<b>Measurement Category</b>	CAT III, 600V

CAT. NO.	UPC NO.	DESCRIPTION
CM-410	73420	AC Clamp-on Meter, 400A
00606	00606	Test Leads
TC-5	07588	Carrying Case

## Clamp-on Meter



- AC current measuring capability up to 400 amps.
- Compact size, fits easily into tool pouch.
- Data hold and Max hold to capture important readings.
- 2000-Count LCD.
- Lifetime Limited Warranty.
- Accessories included: (1) 9V battery, carrying case.
- Lifetime Limited Warranty.

### SPECIFICATIONS

<b>Amperage Measurement</b>	20.00, 200.0, 400 A AC
<b>Display</b>	2000-count LCD
<b>Jaw Opening</b>	1.06" (27 mm)
<b>Measurement Category</b>	CAT III, 600 V per UL 61010B-1

CAT. NO.	UPC NO.	DESCRIPTION
CM-330	11865	Clampmeter, 400A AC
TC-5	07588	Carrying Case

**N** = NEW PRODUCT

**R** = REPLACEMENT PART

**A** = ACCESSORY

**B** = BARE TOOL



# CIRCUIT TRACING

## Circuit Tracer Application Guide

FEATURE	CIRCUIT SEEKER CS-8000	CLOSED CIRCUIT 2007
Locate and identify breakers	•	•
Locate and identify fuses	•	•
Locate and identify blown fuses	•	
Trace concealed wiring in walls and floors	•	•
Locate junction box relays and transformers	•	•
Locate switch gear	•	•
Find shorts to ground	•	•
Trace wires in PVC (nonmetallic conduit)	•	•
Find opens in a circuit	•	
Localize power and lighting panels	•	•
Operate on energized circuits	•	•
Operate on low voltage circuits	•	•
Operate on high voltage circuits (600VAC)	•	
Operate on unenergized circuits	•	• <sup>1</sup>
Trace shielded cable	•	
Trace metal conduit	• <sup>2</sup>	•
Sort wires and trace coax cable	•	
Auto gain circuitry for improved accuracy	•	
AC voltage range	0-750V	9-300V
DC voltage range	0-750V	9-300V
Distance – receiver from transmitter	300 ft.-4 mi. <sup>3</sup> (915 m-6.5 km)	3-4 miles (4.9 km-6.5 km)
Transmitter battery	(2) AA	—
Receiver battery	(2) AA	9V

1. For circuits without power, hook-up a 9V battery in series with the circuit and transmitter to power the line.

2. Closed circuit applications only.

3. Depends on application – shorter distances for open circuit tracing, longer distances for closed circuit tracing applications.

## CS-8000 Circuit Seeker™ Circuit Tracer



### Features:

- Advanced patented non-directional sensing technology.
- Superior sensitivity and functionality providing for accurate tracing & locating.
- Ergonomic receiver with information-rich full-color graphical LCD.
- Graphics and audible signal provide quick and easy to understand tracing feedback.
- Traces concealed wiring, locates junction boxes, and finds breakers for live or open circuits.
- Locates and identifies blown fuses.
- Finds shorts and breaks in conductors.
- Low pitch, high volume audible indicator.
- User-selectable automatic or manual gain capability for fast, convenient use.
- Can be used on GFCI protected circuits.
- Automatic backlight on receiver maximizes battery life.
- Supports transmitter-to-receiver distances up to 4 miles for closed circuit tracing.
- Lifetime Limited Warranty.

### SPECIFICATIONS

<b>Capacity</b>	0 to 750V AC/DC
<b>Frequency</b>	15.15 kHz
<b>Receiver Range</b>	up to 20' (6 m) Live Line Mode; up to 10' (3 m) Open Line with metallic connection to ground; 1-3' (.3-.9 m) with capacitive ground reference
<b>Weight</b>	4.3 lbs. (1950 g)



CAT. NO.	UPC NO.	DESCRIPTION
CS-8000	12126	Circuit Seeker
<b>R</b> 12849	12849	Transmitter
<b>R</b> 12850	12850	Receiver
<b>R</b> 10057	10057	Alligator Clips (2)
<b>R</b> 10054	10054	AC Blade
<b>R</b> 12852	12852	AC Plug Adapter
<b>R</b> 12853	12853	Extension Leads (2)
<b>R</b> 12851	12851	Carrying Case



**N** = NEW PRODUCT

**R** = REPLACEMENT PART

**A** = ACCESSORY

**B** = BARE TOOL



## Power Finder® Closed Circuit Tracer



- Fast, simple energized circuit tracing.
- Traces circuits in nonmetallic conduit.
- Finds shorts to ground.
- Supports transmitter-to-receiver distances up to 4 miles (6.5 km).
- Accessories included: transmitter plug, (2) receptacle blades, test leads, (1) 9V battery, carrying case.
- Lifetime Limited Warranty.

### SPECIFICATIONS

<b>Capacity</b>	2007 - 9 to 300V AC/DC 38583 - 9 to 680 VAC, 9 to 1000 VDC
<b>Case Size</b>	12" x 8-3/4" x 2" (305 mm x 222 mm x 51 mm)
<b>Weight</b>	2.4 lbs. (1089 g)
<b>Distance</b>	3000 ft. - 4000 ft. (915m - 1220m)

CAT. NO.	UPC NO.	DESCRIPTION
2007	36924	Power Finder Closed Circuit Tracer
<b>A</b> 38583	38583	High Voltage Adapter
<b>R</b> 36925	36925	Receiver*
<b>R</b> 36926	36926	Transmitter*
<b>R</b> 36928	36928	Transmitter Plug*
<b>R</b> 36929	36929	Receptacle Blades (2), AC*
<b>R</b> 36930	36930	Test Lead*
<b>R</b> 36927	36927	Plastic Case*

\* 2007 includes these items

# LOCATORS

## Locators Application Guide

FEATURE	BLL-200	501	PE2003	508S	521A
Trace concealed wiring in walls and floors		•		•	
Locate junction box relays and transformers	•				
Locate switch gear	•				
Find shorts to ground			• <sup>2</sup>		• <sup>1</sup>
Trace wires in PVC (nonmetallic conduit)	•	•		•	
Find opens in a circuit			• <sup>2</sup>		•
Localize power and lighting panels	•	•		•	
Operate on energized circuits	•	•		•	
Operate on low voltage circuits	•	•	•	•	
Operate on high voltage circuits (600VAC)	•				
Operate on unenergized circuits	•	•	•	•	•
Trace shielded cable	•	• <sup>3</sup>		• <sup>3</sup>	• <sup>3</sup>
Trace buried metal conduit					
Trace coax cable	•	• <sup>5</sup>		• <sup>5</sup>	• <sup>4</sup>
Auto gain circuitry for improved accuracy	•				
AC voltage range	0-600V	0-240V	0-240V	0-240V	0-120V
DC voltage range	0-300V	0-500V	0-400V	0-500V	0-250V
Distance—receiver from transmitter	5,000 ft.	• <sup>7</sup>	5000 ft.	1000 ft.	• <sup>6</sup>
Transmitter battery	(4) AA	(8) AA	12V rechargeable	(1) 9V	(8) D
Receiver battery	(4) AA	(1) 9V	(1) 9V	(1) 9V	(1) 9V

1. 10,000 ohms and less—both ends isolated from grounds.
2. Does not locate the path—has to be predetermined and only in direct burial applications. 5,000,000 and less.
3. Transmitter connected to metallic shield.
4. Will trace coax providing the b0nd is in place at the remote end—will disrupt service.
5. No sorting (high RF bleeds) can trace coax if transmitter connected to braid.
6. Low frequency locators need a "path to earth" (dirt), 5000 ft. on an open conductor and 2500 ft. on a metallic pipe at 3 ft. deep.
7. Direct Connection 4,000 ft at 7 ft deep  
Inductive Coupler 1,000 ft at 3 ft deep  
Inductive Antenna 700 ft at 3 ft deep

# BURIED FACILITY LOCATION AND MARKING

## Tracker II



HS-1 (08695)  
Optional headset is available for use in high-traffic areas or other noisy environments.

- Traces the path and determines the depth of wires and metallic pipes on active or dead systems without having to deactivate the system.
- Lightweight receiver provides audible and visual indications of signal strength.
- Transmitter output and receiver sensitivity are fully adjustable for maximum accuracy.
- Transmitter offers three methods of connection: direct, inductive coupler and inductive antenna.
- Includes transmitter assembly, receiver assembly, inductive coupler (clamp), built-in inductive antenna, two 8' (2.4 m) test leads with heavy-duty alligator clips and durable polyethylene case.
- High frequency transmitter provides range up to 4,000' (1,219 m) and depths up to 7' (2 m).
- Receiver is 32" long (813 mm).
- Battery operated (eight AA and one 9V battery is included).
- Molded carrying case included.

CAT. NO.	UPC NO.	DESCRIPTION
501	08662	Tracker II
<b>R</b> 501T	60353	Transmitter
<b>R</b> 501R	60352	Receiver
<b>R</b> IC1	60354	Inductive Clamp
<b>R</b> CS16	60355	Transmitter Cord Set
<b>R</b> 500CA	60351	Case with Antenna

### SPECIFICATIONS

<b>Power Requirements</b>	Transmitter – (8) AA batteries; Receiver – (1) 9V battery
<b>Battery Life</b>	Transmitter – 30 hours nominal; Receiver – 10 hours nominal
<b>Transmitter Frequency</b>	447.5kHz
<b>Transmitter Power</b>	40Vp-p (140mW) maximum
<b>Voltage Protection</b>	240VAC/500VDC
<b>Automatic Shut Off</b>	90 Min. Transmitter and Receiver
<b>Construction</b>	Transmitter/Receiver – powder coated aluminum Case – vacuum formed polyethylene
<b>Dimensions</b>	Transmitter – 4.25" x 3" x 3.25" (108 x 76.2 x 82.6 mm) Receiver – 32" x 2.75" x 4" (812.8 x 69.9 x 101.6 mm) Case – 33.5" x 8.25" x 3.75" (850.9 x 209.6 x 95.3 mm)
<b>Weight</b>	6.7 lbs. complete kit (3.04 kg)

## Buried Line Locator



- LED and LCD signal strength indicators make it quick and easy to find exact line location.
- Lightweight and ergonomically balanced.
- Automatic signal boost makes it easy to trace lines, even those with very weak signals.
- Receiver may be used in active or passive mode.
- Receiver locates multiple passive frequencies with a single setting.
- Receiver automatically locks out passive range when it detects a transmitter signal, reducing the chance of tracing other lines carrying weaker signals.
- Microprocessor-based circuitry delivers increased accuracy and features auto-gain control in all environments.
- Traces 20' (6 m) underground and provides depth readings up to 15' (4.57 m).
- Transmitter can be connected to live lines up to 600V.
- Molded carrying case included.

CAT. NO.	UPC NO.	DESCRIPTION
BLL-200	07796	Buried Line Locator

### SPECIFICATIONS

<b>Transmitter</b>		<b>Receiver</b>	
<b>Operating Voltage</b>	0-600VAC, 0-300 VDC	<b>Depth Range</b>	Measures: 0-15 ft Traces: 0-20 ft
<b>Current</b>	13mA (open line) 150mA (live or shorted line)	<b>Depth Resolution</b>	0.1 ft. increments
<b>Frequency</b>	33.3kHz	<b>Passive Trace Frequency</b>	- 12Hz-24kHz
<b>Operating Temperature</b>	0°F to 120°F (-17°C to 50°C)	<b>Operating Temperature</b>	0°F to 120°F (-17°C to 50°C)
<b>Size</b>	7.5" x 4" x 2.1" (190.5 mm x 101.6 mm x 53 mm)	<b>Size</b>	4.1" x 8.5" x 38" (104.1 mm x 215.9 mm x 965.2 mm)
<b>Power</b>	6 VDC (4 AA batteries)	<b>Power</b>	6 VDC (4 AA batteries)
<b>Weight</b>	15 oz. (425 g) (with batteries and clamp)	<b>Weight</b>	1 lb. 12 oz. (794 g)

## Pulser Fault Locator



- Identifies the exact location of even the smallest breaks in insulation by “pulsing” a high-voltage signal that radiates into the earth at the location of the faults. With the A-frame mounted receiver, a visual analog meter points the way to the source of the voltage.
- Multiple faults on a single wire can be identified indicating the need to replace instead of repair.
- Extra-long test leads feature heavy-duty alligator clips for use on multiple cable types.
- Includes a rechargeable transmitter, receiver, A-frame, ground stake, 120V charger and a 12V DC (cigarette lighter) adapter.
- Battery operated (one 12V and one 9V battery are included).
- Molded carrying case included.

### SPECIFICATIONS

<b>Power Requirements</b>	Transmitter: (1) 12V rechargeable battery Receiver: (1) 9V battery
<b>Battery Life</b>	Transmitter: 23 hours per charge; Receiver: 200 hours
<b>Transmitter Power</b>	2400VDC peak
<b>Voltage Protection</b>	240VAC/400VDC
<b>Construction</b>	Transmitter – aluminum housing in polyethylene case Receiver – powder coated aluminum
<b>Dimensions</b>	Transmitter – 17" x 8.5" x 6.5" (421 mm x 215 mm x 160 mm) in case Receiver – 33.5" x 21.75" x 3.25" (840 mm x 550 mm x 8 mm) on A-Frame
<b>Weight</b>	12.5 lbs. (5.7 kg) complete

CAT. NO.	UPC NO.	DESCRIPTION
PE2003	08666	Pulser
R 2000H	60357	Transmitter (Includes CH1 & CH2)
R 2000R	60358	Receiver
R AF2	60482	A-Frame
R CH1	60360	AC Charger
R CH2	60361	DC Charger
R 59F0002	66216	Battery, Replacement (12V 2.5 Ah)

## Wire Finder/Mini Locator



- Traces energized or non-energized wires in walls and drop ceilings.
- Provides reliable results on buried cables to depths of 3' (1 m) and lengths up to 1000' (308 m).
- Determines the approximate depth of the wire before digging.
- Compact design and easy-to-understand operations.
- Fully adjustable transmitter and receiver for accurate locating.
- Quick change test leads for use in any industry, even international power outlets.
- Voltage protection to allow use on live AC circuits.
- Automatic shut-off to prevent accidental battery discharge.
- Housed in a durable, molded carrying case with a quick reference operation guide on the inside of the lid.
- Battery-operated: (2) 9V batteries included.

### SPECIFICATIONS

<b>Power Requirements</b>	(1) 9V each (transmitter and receiver, included)
<b>Battery Life</b>	Transmitter 35 hours nominal; Receiver 20 hours nominal
<b>Transmitter Frequency</b>	447.5kHz
<b>Transmitter Power</b>	9Vp-p (11mW)
<b>Voltage Protection</b>	240VAC/500VDC
<b>Construction</b>	Transmitter/Receiver – high-impact ABS plastic, Case – vacuum-formed polyethylene
<b>Dimensions</b>	Transmitter – 4" x 2.3" x 1" (101.6 x 58.4 x 25.4 mm), Receiver – 6" x 2.35" x 1" (152.4 x 59.7 x 25.4 mm), Case – 9.5" x 8" x 3" (241.3 x 203.2 x 76.2 mm)
<b>Weight</b>	2.6 lbs. (1.2 kg)

CAT. NO.	UPC NO.	DESCRIPTION
508S	08678	Wire Finder/Mini Locator
R 508ST	60363	Transmitter
R 508SR	60364	Receiver
R CS14	60366	Alligator Clip Cord set
R CS15	60367	AC Outlet Cord set

## Wire and Valve Locator



- Adjustable transmit power allows you to select the best signal for maximum performance.
- Transmitter's high power output offers extended range and use on higher resistance wire paths that other locators can't touch.
- Receiver provides both audible and visual indications of signal strength.
- Lightweight receiver wand makes it easy for you to move along quickly to locate even the longest wire path.
- Rugged headphones block ambient noise and improve "feel" for the signal.
- Includes transmitter, receiver, headset, ground stake, and complete instructions.
- Battery-operated: (8) "D" Cells and (1) 9V.

### SPECIFICATIONS

CAT. NO.	UPC NO.	DESCRIPTION
521A	86788	Wire and Valve Locator
<b>R</b> 521A-R	12623	Receiver
<b>R</b> HS1	08695	Headset
<b>R</b> GS1	60362	Ground Stake

#### Power Requirements

Transmitter: (8) "D" Cell;  
Receiver: (1) 9V battery

#### Battery Life

Transmitter: 50 hours nominal  
Receiver: 100 hours nominal

#### Transmitter Frequency

1748Hz

#### Transmitter Power

750Vp-p 285Vrms

#### Voltage Protection

120VAC/250VDC

#### Construction

Powder-coated aluminum housing in polyethylene case

#### Case Dimensions

33.5" x 8.25" x 3.75"

#### Weight

12 lbs. complete

## Station Master™ Pro



24B



24BK

- Troubleshoot irrigation systems.
- Activate and cycle solenoids.
- Test solenoids for continuity.
- Send tone to identify wires.
- Measure clock voltage.
- Low battery indication.
- Easy-to-understand LEDs.
- Test leads with "Bed-of-Nails" and piercing Pin Clips.
- 1-year limited warranty.

### SPECIFICATIONS

**Minimum Voltage for Clock LED** 15 VAC (LED intensity increases as voltage increases)

**Minimum Battery while Testing** 10.5 VDC

**Maximum Input Voltage between Test Leads** 28 VAC

#### Test Leads

**Solenoid Circuit Recharge Time** 2.5 seconds

**Maximum Distance Range to Activate one Solenoid** 12 AWG Loop 3000-13000 feet

14 AWG Loop 2000-8500 feet

18 AWG Loop 500-3000 feet

**Power Source** 9V alkaline batteries

**Battery Life** 3 hours continuous

**Operating/Storage Temp.** 32°F - 122°F (0° - 50°C)

### SPECIFICATIONS

**CAT. NO.** **UPC NO.** **DESCRIPTION**

24B 86786 Station Master Pro

24BK 86787 Station Master Pro Kit

700C 08683 Carrying Case



# BASIC ELECTRICAL KITS

## Basic Electrical Kit



**TK-30**



**DM-20**

- Use to measure voltage and check 1.5 V and 9 V batteries.
- AC/DC voltage, DC amperage measurement.
- Built-in test leads, no loose parts to lose.
- Resistance measurement.
- Audible continuity and diode tests.
- Lifetime Limited Warranty.

**SPECIFICATIONS**

<b>Amperage Measurement</b>	DC A: 2000 $\mu$ A; 20.00, 200.00 mA
<b>Voltage Measurement</b>	AC V: 200.0, 300 V; DC V: 200.0, 2000 mV; 20.00, 200.0, 300 V
<b>Resistance Measurement</b>	200.0, 2000 $\Omega$ ; 20.00, 200.0, 2000 k $\Omega$
<b>Measurement Category</b>	CAT II, 300V

**TK-30IR**



**GT-11 AND GT-15**

- Safe, non-contact voltage detection.
- Bright LED and audible alarm sound if voltage is present.
- On/Off switch for longer battery life.
- Convenient pen-size device easily fits into pockets or tool pouches.
- Lifetime Limited Warranty

**GT-11**

- Use to detect voltage in outlets, lighting fixtures, circuit breakers, wires and cables or to find a break in a wire.

**SPECIFICATIONS**

<b>Voltage Detection</b>	50 - 1000 VAC
<b>Frequency</b>	50-500 HZ
<b>Measurement Category</b>	CAT IV, 1000X

**GT-15**

- Use to detect voltage in low voltage applications ranging from 12-90 volts AC.

**SPECIFICATIONS**

<b>Voltage Detection</b>	12 - 90 VAC
<b>Frequency</b>	50-500 HZ
<b>Measurement Category</b>	CAT III, 300V

**TK-30GFI**



**GT-10 AND GT-10GFI**

- Use to trouble shoot 120 V AC Grounded outlets
- Light sequence indicates correct or incorrect
- GT-10GFI also tests also tests GFI Receptiscle
- Lifetime Limited Waarranty

CAT. NO.	UPC NO.	DESCRIPTION
TK-30	12127	Electrical Kit, Basic
TK-30IR	89799	Electrical Kit, Low Voltage
TK-30GFI	10268	Electrical Kit, GFCI

# CIRCUIT VERIFYING

## Polarity Cubes



### GT-10

- Use to troubleshoot 120 V AC grounded outlets.
- Light sequence indicates correct/incorrect wiring.
- Lifetime Limited Warranty

### GT-10GFI

- Use to troubleshoot 120 V AC grounded outlets and test GFCI receptacles.
- Light sequence indicates correct/incorrect wiring.
- Lifetime Limited Warranty

CAT. NO.	UPC NO.	DESCRIPTION
GT-10	12124	Cube, Polarity
GT-10GFI	12125	Tester, Circuit GFI

## GFCI and Circuit Tester



- Allows instant testing of GFCI receptacles or GFCI circuit breaker protected circuits.
- Checks 120VAC grounded outlets for correct/incorrect wiring.
- LED indicators signal correct wiring, open ground, open neutral, open hot, hot/ground reversed and hot/neutral reversed.
- Lifetime Limited Warranty

### SPECIFICATIONS

<b>Capacity</b>	120VAC, 3-wire systems
<b>Time</b>	4-second interval between mA test impulses; 200 ms pulse duration
<b>Size</b>	5-3/8" x 2-5/8" x 1-3/4" (137 mm x 67 mm x 44 mm)
<b>Cord length</b>	16" (406 mm)
<b>Weight</b>	0.5 lb. (227g)
<b>Accuracy</b>	Current: 10% at nominal voltage; Time: approx. 12%
<b>Measurement Category</b>	CAT II, 150V

CAT. NO.	UPC NO.	DESCRIPTION
5708	34523	GFCI and Circuit Tester
5708-C*	07640*	GFCI and Circuit Tester

\* Includes Certificate of Calibration

# INSULATION TESTING

## Insulation Testing Comparison Chart

FEATURE		5990	5882	5880
Test voltage	250V		•	
	500V	•	•	•
	1000V	•	•	•
	2500V	•		
	5000V	•		
Range	250V		50k-2000MΩ	
	500V	500k-500GΩ	100k-2000MΩ	100k-2000MΩ
	1000V	700k-500GΩ	200k-2000MΩ	200k-2000MΩ
	2500V	5M-500GΩ		
	5000V	20M-500GΩ		
Continuity			0-20Ω	0-20Ω
Resistance			0-400kΩ	0-400kΩ
Display type		Analog	Digital	Digital
Backlit			•	•
Count			4000	4000
Analog bar graph			•	•
Measurement Category		III, 600V	II, 300V	II, 300V
UL			•	•
CE		•	•	•

## 5kV Megohmmeter



- Four test voltages: 500V, 1000V, 2500V, and 5000V.
- Resistance measurement range up to 500GΩ.
- Extra-large analog display for easy viewing.
- Accessories included: (4) 1.5V D batteries, integrated carrying case, test leads, probes, snap-on test lead pouch.
- Lifetime Limited Warranty

### SPECIFICATIONS

#### Insulation Tests

Test Voltage	500, 1000, 2500, 5000V
Range	500k to 500GΩ
Voltage Test Range	600V AC/DC
Measurement Category	CAT III, 600V

CAT. NO.	UPC NO.	DESCRIPTION
5990	07665	5kV Megohmmeter
87121	87121	Probes
86999	86999	Leads



**N** = NEW PRODUCT

**R** = REPLACEMENT PART

**A** = ACCESSORY

**B** = BARE TOOL



## Digital/Analog Megohmmeter



5883



### 5880 features:

- Auto-ranging AC/DC default voltmeter with test inhibitor and warnings for enhanced user safety.
- Extra-large digital display with backlight and analog bar graph.
- Weather resistant against dust and water to IP44.
- Multiple test voltage ranges.
- Measure up to 2000MΩ resistance.
- Accessories included: (6) 1.5V AA batteries, test leads, case.
- Lifetime Limited Warranty

### 5882 adds:

- Tests three voltage ranges: 250, 500, and 1000V.
- Timer function for dielectric absorption and polarization index measurements.

### 5883 (optional accessory):

- Remote probe, pushbutton and flashlight for added convenience.

### SPECIFICATIONS

#### Insulation Tests

**Test Voltage** 5882: 250, 500, 1000V

5880: 500, 1000V

#### Range

250V: 50k – 2000MΩ

500V: 100k – 2000MΩ

1000V: 200k – 2000MΩ

#### Automatic Discharge

1.5 sec/μF, 300 KΩ impedance

#### Continuity Range

0-20Ω

#### Resistance Range

0-400kΩ

#### Voltage Test Range

0-600V AC/DC

#### Display

4000-count, backlit 34-segment analog bar graph

#### Measurement Category

CAT II, 300V

CAT. NO.	UPC NO.	DESCRIPTION
5882	07573	Digital/Analog Megohmmeter
5882-C*	07639*	Digital/Analog Megohmmeter
5880	07572	Digital/Analog Megohmmeter
5880-C*	07638*	Digital/Analog Megohmmeter
5883	07591	Remote Probe
87073	87073	Test Lead Kit

\* Includes Certificate of Calibration

# MOTOR ROTATION & PHASE SEQUENCE

## Motor Rotation and Phase Sequence Indicator Kit



5702



5123

- Assists in correct motor installation by identifying the phases of a three-phase circuit and the rotation of an unenergized motor to prevent damage to motor or electrical system.
- Identifies L1, L2, L3 phases and motor leads and indicates rotation of the motor before installation.
- Easy clockwise and counterclockwise indication.
- Accessories included: (1) 9V battery, carrying case.
- Lifetime Limited Warranty

### SPECIFICATIONS

Phase Sequence Indicator	(CAT. No. 5702)
Overvoltage Protection	CAT III, 600V
Motor Rotation Indicator	(CAT. No. 5123)
Two LEDs indicate motor rotation	

CAT. NO.	UPC NO.	DESCRIPTION
----------	---------	-------------

5779	07576	Motor Rotation and Phase Sequence Indicator Kit
TC-20	07535	Carrying Case



Do not use Motor Rotation Indicator on live circuits.

## Motor Rotation Indicator



- Tests unenergized 3-phase motor to determine sequence for desired motor rotation.
- Lifetime Limited Warranty

### SPECIFICATIONS

Indicators	Two LEDs
------------	----------

CAT. NO.	UPC NO.	DESCRIPTION
----------	---------	-------------

5123	34514	Motor Rotation Indicator
------	-------	--------------------------



Do not use Motor Rotation Indicator on live circuits.

## Phase Sequence Indicator



- Identifies L1, L2, L3 phases and indicates phase rotation before installation.
- Clockwise and counterclockwise indication via neon lamps.
- Lifetime Limited Warranty

### SPECIFICATIONS

Live Phase Indicators	Three neon lamps
Motor Rotation Indicators	Two neon lamps
Measurement Category	CAT III, 600V

CAT. NO.	UPC NO.	DESCRIPTION
----------	---------	-------------

5702	07574	Phase Sequence Indicator
------	-------	--------------------------

# TEMPERATURE

## TG-1000 & TG-2000 Infrared Thermometers

**NEW PRODUCT**



### Both TG-1000 and TG-2000 offer:

- Safe, non-contact temperature measurement.
- Display temperatures in either Fahrenheit or Celsius.
- Adjustable emissivity for optimum temperature reading accuracy on a wide range of materials and surfaces.
- Min, Max, Difference and Average temperature functions.
- Backlit display for easy readings in any environment.

### TG-1000 Features:

- Laser spot indicator showing approximate center of target measurement area.

### TG-2000 Features


- Wider Temperature range
- Higher distance-to-spot (D:S) Ratio for measuring smaller targets or at greater distances.
- Dual lasers indicate approximate diameter of target measurement area.

SPECIFICATIONS	TG-1000	TG-2000
Range – °F	-76 ~ 1022	-76 ~ 1157
Range – °C	-60 ~ 500	-60 ~ 625
D:S Ratio	12:1	16:1
Laser	•	Dual
K-Type Contact	•	•
Emissivity	.10 ~ 1.00	.10 ~ 1.00
Backlight	•	•
Alarms	Hi/Low	Hi/Low

CAT. NO.	UPC NO.	DESCRIPTION
<b>N</b> TG-1000	00103	Infrared Thermometer
<b>N</b> TG-2000	00104	Dual Laser Infrared Thermometer

# TEMPERATURE PROBES

## Immersion Temperature Probe



- Suitable for liquids and gels.
- Measurement range: -40°F to 1472°F (-40°C to 800°C).
- Probe length: 4.72" ±0.2" (120 mm ±5 mm).
- Accuracy: ±2.2°C (4°F) or 0.75%, whichever is greater.
- Type K thermocouple.
- Lifetime Limited Warranty

CAT. NO.	UPC NO.	DESCRIPTION
TPI-1	06569	Immersion Temperature Probe

### Bead Temperature Probe



- For surface and air/gas temperature measurement.
- Not suitable for liquids.
- Measurement range: -40°F to 399°F (-40°C to 204°C).
- Probe length: 39.4" ±0.2" (1 m ±5 mm).
- Type K thermocouple.
- Lifetime Limited Warranty

CAT. NO.	UPC NO.	DESCRIPTION
TPB	07592	Bead Temperature Probe

### Surface Temperature Probe



- For flat or slightly convex surfaces, perfect for measurement of hot rollers and plates.
- Measurement range: -40°F to 932°F (-40°C to 500°C).
- Probe length: 4.72" ±0.2" (120 mm ±5 mm).
- Accuracy: ±2.2°C (4°F) or 0.75%, whichever is greater.
- Type K thermocouple.
- Lifetime Limited Warranty

CAT. NO.	UPC NO.	DESCRIPTION
TPSFC	06570	Surface Temperature Probe

## SPECIALTY TESTERS

### Sound Level Meter



- Noise measurement adapted to dB(A) weighting.
- Compact and light, easy to take to any site.
- Accessories included: (1) 9V battery.
- Lifetime Limited Warranty

#### SPECIFICATIONS

Capacity	Low – 35 to 80dB; High – 75 to 120dB
Audible Range	"A" Scale
Frequency	20-20,000Hz
Weight	8 oz. (227g)
Size	6-3/8" x 2-1/2" x 1-1/2" (162 mm x 64 mm x 38 mm)

CAT. NO.	UPC NO.	DESCRIPTION
93-20	34451	Sound Level Meter

**N** = NEW PRODUCT

**R** = REPLACEMENT PART

**A** = ACCESSORY

**B** = BARE TOOL



## Digital Light Meter



- Measures incandescent, fluorescent, metal halide, high-pressure sodium and halogen lamp output.
- Color and cosine-corrected for enhanced accuracy.
- Measures up to 50,000 lux.
- Peak and data hold means no lost measurements.
- Accessories included: (1) 9V battery and carrying case.
- Lifetime Limited Warranty

### SPECIFICATIONS

#### Ranges

**Foot Candles** 0.01-5,000Fc (20/200/2,000/5,000)

**Lux** 0.1-50,000 lux (200/2,000/20,000/50,000)

#### Accuracy

**Incandescent Light Source** ± 4%

**Other Light Sources** ± 7%

**Temperature Range** 0° to 40° C (32° to 104° F)

**Sampling Rate** 2.5 times per second

CAT. NO.	UPC NO.	DESCRIPTION
93-172	06060	Digital Light Meter
93-172-C*	07084*	Digital Light Meter
<b>R</b> 06200	06200	Carrying Case
<b>R</b> 06061	06061	Sensor
<b>R</b> 06083	06083	Sensor Case

\* Includes Certificate of Calibration

## Gas Lamp Tester



- Test most fluorescent lamps, low pressure sodium vapor, high pressure sodium discharge lamps, neon tubes, mercury vapor and metal halide lamps.
- Checks starters, resistors, ignitors, capacitors and photo cells.
- Indicates AC/DC voltage and continuity.
- Includes detachable antenna, batteries, leads, probes, clamps and holster.
- Lifetime Limited Warranty

### SPECIFICATIONS

**Capacity** Voltage – up to 500 VAC & VDC; Continuity – to 300 kΩ

**Size** 6" x 2-3/4" x 1-3/4" (152 x 70 x 45 mm); Antenna – 27" (686 mm)

**Weight** 2.4 lbs. (1.1 kg)

**Batteries** 2-9V, included

CAT. NO.	UPC NO.	DESCRIPTION
5715	34529	Gas Lamp Tester
<b>R</b> 5713	34528	Holster
<b>R</b> 35450	35450	Battery Door
<b>R</b> 5710	34525	Antenna
<b>R</b> 5786	34574	Small Alligator Clamps (2)
<b>R</b> 5783	34556	Push-on Probes (2)

## Lamp Tester



- Tests HID and fluorescent lamps.
- Live conductor sensing.
- Compact, rugged housing with carrying case (included).
- Accessories included: (1) 9V Battery
- Lifetime Limited Warranty

### SPECIFICATIONS

<b>Live Conductor Indication</b>	60-250VAC, 40-60Hz
<b>Continuity Verification</b>	0-5MΩ (test current: <7μA)
<b>Lamp Tester Voltage</b>	3kV/160kHz (test current:<200μA)
<b>Measurement Category</b>	CAT II, 250V

CAT. NO.	UPC NO.	DESCRIPTION
LT-100	07541	Lamp Tester
TC-10	07534	Deluxe Carrying Case

# ACCESSORIES

## Fused Test Leads



- High breaking capacity fuse in each lead for safety.
- 39" (1 m) long flexible silicon insulated wire.
- Right angle meter plugs.
- Set of 2 leads, one black, one red.
- Measurement Category III, 1000V and CAT IV, 600V per CAN/CSA C22.2 No. 61010-1 and 61010-031, and UL-61010-1 and 61010-031.
- Lifetime Limited Warranty

CAT. NO.	UPC NO.	DESCRIPTION
TFL-1	12028	Fused Test Leads
TFL-1R	12848	(2) Replacement Fuses


## Test Lead Kit



- Kit contains: (1) 48" (1.2 m) long insulated test leads (TTL-3), (2) modular test probes.
- Measurement Category: CAT III, 1000V; CAT IV, 600V per UL 61010.
- Maximum current 10 amps.
- Lifetime Limited Warranty

CAT. NO.	UPC NO.	DESCRIPTION
TLK-1	12035	Test Lead Kit

## Insulated Test Leads



- 48" (1.2 m) long flexible silicon insulated wire.
- Straight and right-angle meter plugs.
- Set of 2 leads, one black, one red.
- For use with T-series Greenlee Test Instrument accessories.
- Measurement Category III, 1000V; CAT IV, 600V per UL-61010.
- Maximum current 10 amps.
- Lifetime Limited Warranty

CAT. NO.	UPC NO.	DESCRIPTION
TTL-2	07520	Insulated Test Leads

## Sure-Grip Test Leads



- 39" (1 m) long flexible silicon insulated wire.
- Right-angle meter plugs.
- Comfort-grip overmolded probes.
- Gold plated tips for low contact resistance.
- Set of 2 leads, one black, one red.
- Measurement Category IV, 1000V per UL-61010
- Maximum current 10 amps.
- Lifetime Limited Warranty

CAT. NO.	UPC NO.	DESCRIPTION
TSG-3	12034	Sure-Grip Test Leads

## 93-30 Line Splitter (NEMA 5-15)



- For use with all models of clamp-on meters.
- Splits lines for independent testing with clamp-on meter.
- Lifetime Limited Warranty.

### SPECIFICATIONS

<b>Size</b>	4-5/8" x 1-3/4" (118 mm x 45 mm)
<b>Weight</b>	0.1 lb. (45g)

CAT. NO.	UPC NO.	DESCRIPTION
93-30	34452	93-30 Line Splitter (NEMA-5-15)

## Deluxe Carrying Case



- Durable nylon carrying case.
- Inside pocket for test leads.
- With carry strap and double-stitched belt loop.
- Lifetime Limited Warranty

### SPECIFICATIONS

**Size** 7-3/4" x 3" x 1-1/2" (196.9 mm x 76.2 mm x 38.1 mm)

CAT. NO.	UPC NO.	DESCRIPTION
TC-5	07588	Deluxe Carrying Case

## Deluxe Carrying Case



- Durable nylon carrying case.
- Inside pocket for test leads.
- With carry strap and double-stitched belt loop.
- Lifetime Limited Warranty

### SPECIFICATIONS

**Size** 9-3/8" x 3-1/2" x 2" (240 mm x 90 mm x 50 mm)

CAT. NO.	UPC NO.	DESCRIPTION
TC-10	07534	Deluxe Carrying Case

## Deluxe Carrying Case



- Durable nylon carrying case.
- Inside pocket for test leads.
- With carry strap and double-stitched belt loop.
- Lifetime Limited Warranty

### SPECIFICATIONS

**Size** 11-1/4" x 3" x 2" (285.8 mm x 76.2 mm x 50.8 mm)

CAT. NO.	UPC NO.	DESCRIPTION
TC-15	07595	Deluxe Carrying Case

## Deluxe Carrying Case



- Durable nylon carrying case.
- Inside pocket for test leads.
- With carry strap and double-stitched belt loop.
- Lifetime Limited Warranty

### SPECIFICATIONS

**Size** 11-1/4" x 4-1/2" x 2 1/8" (285 mm x 115 mm x 55 mm)

CAT. NO.	UPC NO.	DESCRIPTION
TC-30	07536	Deluxe Carrying Case



## Deluxe Carrying Case



- Durable nylon carrying case.
- Inside pocket for test leads.
- With carry strap and double-stitched belt loop.
- Lifetime Limited Warranty

### SPECIFICATIONS

**Size** 9" x 6-1/4" x 2" (228.6 mm x 158.8 mm x 50.8 mm)

CAT. NO.	UPC NO.	DESCRIPTION
TC-28	07715	Deluxe Carrying Case

## Deluxe Carrying Case



- Durable nylon carrying case.
- Inside pocket for test leads.
- With carry strap and double-stitched belt loop.
- Lifetime Limited Warranty

### SPECIFICATIONS

**Size** 7-3/4" x 6-1/4" x 2" (196.9 mm x 158.8 x 50.8 mm)

CAT. NO.	UPC NO.	DESCRIPTION
TC-20	07535	Deluxe Carrying Case

## Deluxe Carrying Case



- Durable nylon carrying case.
- Inside pocket for test leads.
- With carry strap and double-stitched belt loop.
- Lifetime Limited Warranty

### SPECIFICATIONS

**Size** 7-1/4" x 5-1/2" x 2 3/4" (185 mm x 132 mm x 70 mm)

CAT. NO.	UPC NO.	DESCRIPTION
TC-40	19216	Deluxe Carrying Case

**Deluxe Carrying Case**



- Durable nylon carrying case.
- Velcro open/close flap for easy access.
- Inside pocket for test leads.
- With carry strap and double-stitched belt loop.
- Lifetime Limited Warranty

**SPECIFICATIONS**

**Size** 8-1/4" x 6" x 2" (210 mm x 152 mm x 51 mm)

CAT. NO.	UPC NO.	DESCRIPTION
TC-50	07746	Deluxe Carrying Case

**Deluxe Carrying Case**



- Durable nylon carrying case.
- Velcro open/close flap for easy access.
- Inside pocket for test leads.
- With carry strap and double-stitched belt loop.
- Lifetime Limited Warranty

**SPECIFICATIONS**

**Size** 11-1/2" x 6" x 2" (292.1 mm x 152.4 mm x 51 mm)

CAT. NO.	UPC NO.	DESCRIPTION
TC-55	07747	Deluxe Carrying Case

**N** = NEW PRODUCT

**R** = REPLACEMENT PART

**A** = ACCESSORY

**B** = BARE TOOL



## Fuse Selection Guide

SUITABLE FUSES	Bussman GDA-160mA Littelfuse 216.160	Bussman GDA-315mA Littelfuse 216.315	Bussman KTK-4/10 Littelfuse BLS-4/10	Bussman DMM-B-44/100 Littelfuse FLU .44 Ferraz FSM44/100	Bussman GDA-500mA Littelfuse 216.500	Ferraz 500V FA 0.63A 6,3x32 Siba 189 020.0.630	Ferraz 660V FA 0.63A 6,3x32	Bussman AGC-10	Bussman KTK-10 Littelfuse KLK-10	Bussman DMM-B-11-A Littelfuse FLU011 Ferraz FSM11	Ferraz 500V FA 12.5A 6,3x32 Siba 189 020:12.5	Bussman KTK-15 Littelfuse KLK-15
AM-6												
DM-20		•			•							
DM-40		•										
DM-45			•						•			
DM-60		•						•				
DM-65				•						•		
DM-200						•					•	
DM-200A						•			•			
DM-210						•			•		•	
DM-210A						•			•			
DM-310												•
DM-330												•
DM-350												•
DM-500												•
DM-510	•											•
DM-510A						•			•			
DM-800				•						•		
DM-810				•						•		
DM-810A				•						•		
DM-820				•						•		
DM-820A				•						•		
DM-830A				•						•		
DM-860				•						•		
DM-860A				•						•		
DML-430				•						•		
DML-430A				•						•		
DML-54				•						•		
5878							•					
5880							•					
5882							•					
<b>FUSE RATINGS</b>												
AMPERAGE	160 mA	315 mA	400 mA	0.44A	500 mA	0.63 A	0.63 A	10 A	10 A	11 A	12.5 A	15 A
VOLTAGE	250 V	250 V	600 V	1000 V	250 V	500 V	660 V	250 V	600 V	1000 V	500 V	600 V
INTERRUPTING RATING (AMPS)	1,500	1,500	10,000	10,000	1,500	150,000	30,000	200	100,000	10,000	20,000	100,000

SOFTWARE COMPATIBILITY			
	DMSC-2U	DMSC-9U	DMSC-9
DM-200	•		
DM-200A	•		
DM-210	•		
DM-210A	•		
DM-510A	•		
DM-800			•
DM-810			•
DM-810A		•	
DM-820			•
DM-820A		•	
DM-830A		•	
DML-54			•
DML-430			•
DML-430A		•	

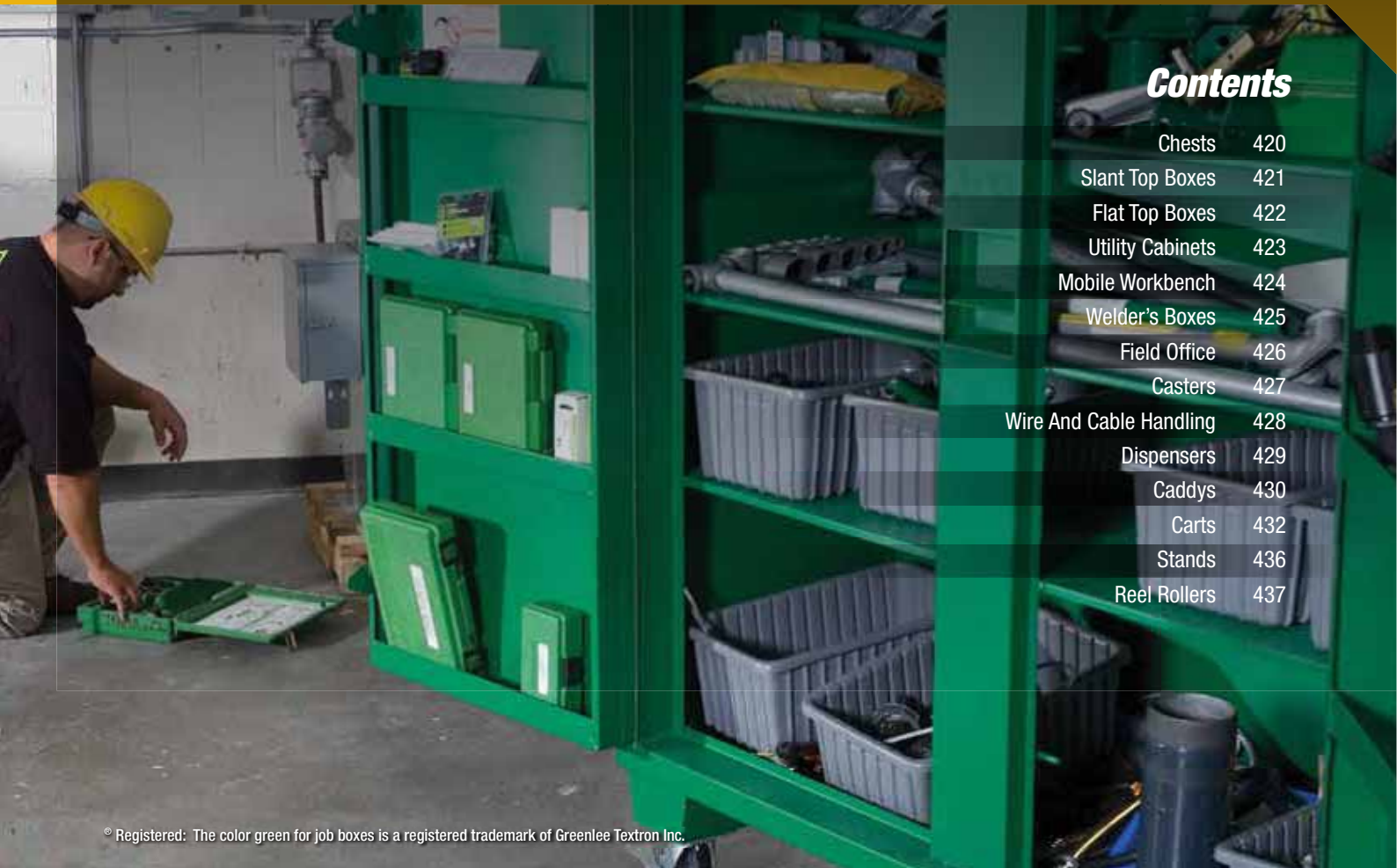
## Instrument Case Compatibility

CASE CATALOG NO. CASE UPC NO.	TC-5 07588	TC-10 07534	TC-20 07535	TC-28 07715	TC-30 07536	TC-40 19216	TC-50 07746	TC-55 07747
CM-330	•							
CM-410	•							
CM-450	•							
CM-600 Series		•						
CM-800 Series		•						
CM-900 Series		•						
CM-1300 Series					•			
CM-1500 Series					•			
CMA-40	•							
CMA-60		•						
CMAF Series			•	•				
CMI-100					•		•	
CMI-200					•			•
CMP-200					•			•
CMT-80	•							
CMT-90		•						
CSJ-100	•							
DM-25						•		
DM-45			•					
DM-65			•					
DM-200 Series			•			•		
DM-300 Series			•			•		
DM-500 Series			•			•		
DM-800 Series			•	•				
DML Series			•	•				
GT-65	•							
GT-95	•							
GT-220			•			•		
GT-540			•			•		
LT-100		•						
2010		•						
5702			•					
5708		•				•		
5779			•					



# STORAGE & MATERIAL HANDLING

CONTRACTORS THE WORLD OVER RELY ON GREENLEE STORAGE AND MATERIAL HANDLING SOLUTIONS TO KEEP PRODUCT SAFE. FROM SMALL CHESTS TO LARGE FIELD OFFICES, AND NOW WITH NEWLY-DESIGNED ERGONOMIC FEATURES, GREENLEE STORAGE AND HANDLING SOLUTIONS ARE BUILT AS TOUGH AS THE TRADE.



## Contents

Chests	420
Slant Top Boxes	421
Flat Top Boxes	422
Utility Cabinets	423
Mobile Workbench	424
Welder's Boxes	425
Field Office	426
Casters	427
Wire And Cable Handling	428
Dispensers	429
Caddys	430
Carts	432
Stands	436
Reel Rollers	437

© Registered: The color green for job boxes is a registered trademark of Greenlee Textron Inc.

USA PHONE 800.435.0786  
FAX 800.451.2632

CANADA PHONE 866.384.8813  
FAX 800.524.2853

INT'L PHONE +1.815.397.7070  
FAX +1.815.397.9247



# STORAGE

## Chests



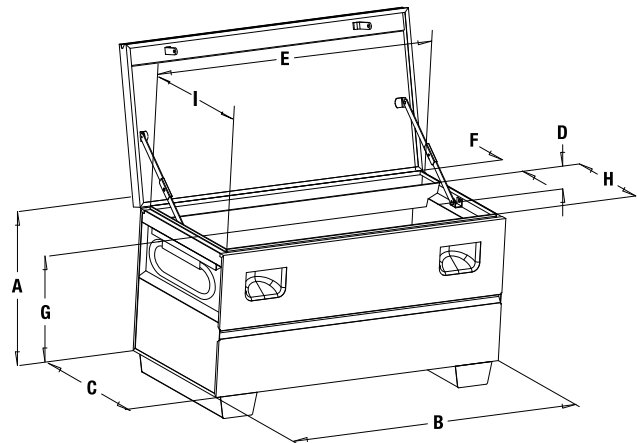
2460



Optional casters available for increased mobility. See page 427 for options

- Recessed and concealed lock protectors for maximum security against drilling and cutting lock. (Model 1332 and 1636 one lock protector only.)
- Finger-groove lid handle for easy opening.
- Convenient storage tray on back wall for small items (Models 2448, 2460, 2472, 3048).
- "X" models do not include rear tray for larger opening.
- Heavy-duty piano hinges with non-removable pin.
- Patented, ergonomically designed fold-down recessed handles.
- Angled 3-1/2" high support skids feature threaded holes for easy caster installation.
- Recommend #1 and #5 Masterlock® padlocks or equivalent.

SPECIFICATIONS	1332	1636	2142	2448	2460	3048	2472
Capacity FT <sup>3</sup>	4.9	6.7	9.7	16.6	20.8	25	25
Weight	78 lbs. (35 kg)	101 lbs. (46 kg)	124 lbs. (56 kg)	159 lbs. (72 kg)	184 lbs. (83 kg)	200 lbs. (91 kg)	214 lbs. (97 kg)



### DIMENSIONS

	A	B	C	D	E	F	G	H	I
1332	14"	32"	19"	—	29.5"	—	—	—	16.75"
1636	17"	36"	19"	—	33.5"	—	—	—	16.75"
2142	20"	42"	20"	—	39.5"	—	—	—	17.75"
2448	25"	48"	24"	4"	45.5"	4"	19"	15.5"	21.75"
2448X	25"	48"	24"	—	45.5"	—	—	15.5"	21.75"
2460	25"	60"	24"	4"	57.5"	4"	19"	15.5"	21.75"
2460X	25"	60"	24"	—	57.5"	—	—	15.5"	21.75"
3048	30"	48"	30"	4"	45.5"	4"	24"	21.5"	27.75"
3048X	30"	48"	30"	—	45.5"	—	—	21.5"	27.75"
2472	25"	72"	24"	4"	69.5"	4"	19"	15.5"	21.75"
2472X	25"	72"	24"	—	69.5"	—	—	15.5"	21.75"

CAT. NO.	UPC NO.	DESCRIPTION
1332	38717	Storage chest without tray
1636	38718	Storage chest without tray
2142	31651	Storage chest without tray
2448	23273	Storage chest
2448X	00852	Storage Chest without tray
2460	23363	Storage chest
2460X	00858	Storage Chest without tray
3048	23362	Storage chest
3048X	00859	Storage Chest without tray
2472	07483	Storage chest
2472X	00853	Storage Chest without tray

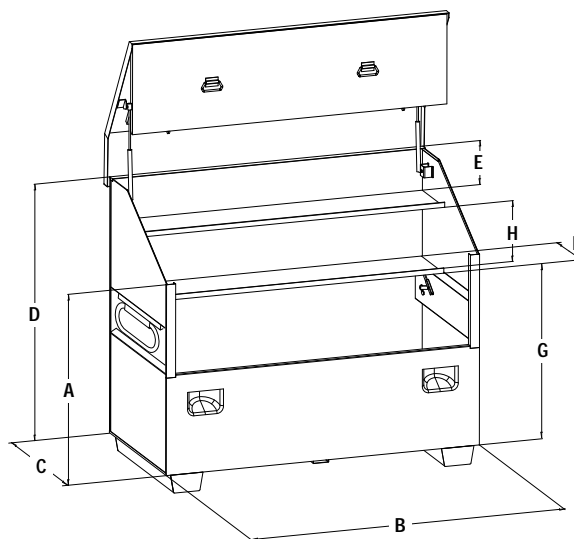
## Slant-Top Boxes



3648

- Large capacity storage with traditional slant-top design.
- Recessed and concealed lock protectors provide maximum security against drilling and cutting locks.
- Channel reinforcements on lid, lock side panels into lid for added security when closed.
- Hinged lower shelf enables storage of larger items.
- Angled 3-1/2" high support skids feature threaded holes for easy caster installation.
- Angled handle recess prevents pinch points.
- Features two reinforced steel shelves with large lip to prevent items from rolling off (Model 2260, one shelf only).
- Model 2260 comes with lid support to form waist-high, flat work area.
- Patented, ergonomically designed fold-down recessed handles.
- Recommend #1 and #5 Masterlock® padlocks or equivalent.

SPECIFICATIONS	2260	3648	3660
Capacity FT <sup>3</sup>	32	34	44
Weight	273 lbs. (124 kg)	270 lbs. (123 kg)	314 lbs. (142 kg)



### DIMENSIONS

	A	B	C	D	E	F	G	H
<b>2260</b>	32"	22"	32"	36"	12"	12"	21"	—
<b>3648</b>	34"	36"	30"	48"	5"	12"	27"	11"
<b>3660</b>	44"	36"	30"	48"	5"	12"	27"	11"



Hinged Lower Shelf



Optional casters available for increased mobility.  
See page 427 for options

CAT. NO.	UPC NO.	DESCRIPTION
2260	23270	Slant-top box
3648	23276	Slant-top box
3660	23196	Slant-top box

## Flat-Top Boxes



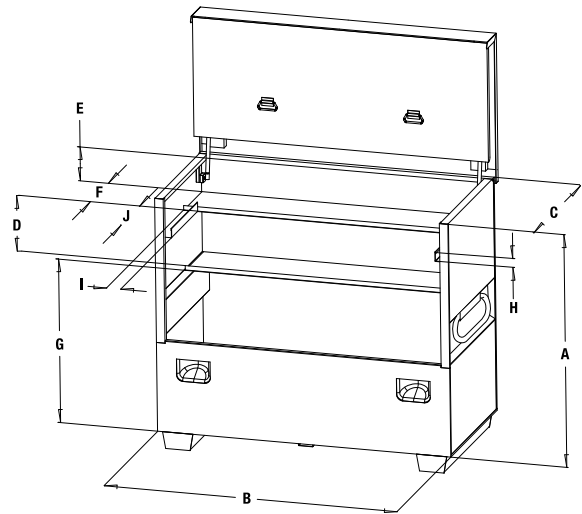
Hinged Lower Shelf



Optional casters available for increased mobility. See page 427 for options

- Flat-top design provides more storage capacity for tall, bulky items, plus a large work surface for jobsite plans.
- Recessed and concealed lock protectors for maximum security against drilling and cutting lock.
- Channel reinforcements on lid, lock side panels into lid for added security when closed.
- Hinged lower shelf allows for easy storage of larger objects (except Model 3360).
- Side-wall storage (except Model 3360).
- Double hinge cover folds up and out of the way.
- Angled 3-1/2" high support skids feature threaded holes for easy caster installation.
- Patented, ergonomically designed fold-down recessed handles.
- Recommend #1 and #5 Masterlock® padlocks or equivalent.

SPECIFICATIONS	3360	4848	4860	4872
Capacity FT <sup>3</sup>	34.5	40	50	60
Weight	256 lbs. (116 kg)	283 lbs. (128 kg)	358 lbs. (162 kg)	373 lbs. (169 kg)



### DIMENSIONS

	A	B	C	D	E	F	G	H	I	J
<b>3360</b>	33"	60"	30"	—	12.5"	12"	20"	—	—	—
<b>4848</b>	48"	48"	30"	11"	7"	12"	27"	2"	3"	17"
<b>4860</b>	48"	60"	30"	11"	7"	12"	27"	2"	3"	17"
<b>4872</b>	48"	72"	30"	11"	7"	12"	27"	2"	3"	17"

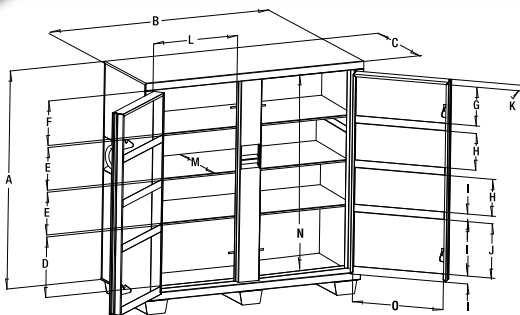
CAT. NO.	UPC NO.	DESCRIPTION
3360	38719	Flat-Top box
4848	35043	Flat-Top box
4860	35057	Flat-Top box
4872	07487	Flat-Top box



## Utility Cabinets



5660LH



### DIMENSIONS

	A	B	C	D	E	F	G	H	I	J	K	L	M	N	O
<b>5660L</b>	56"	60"	24"	15"	10.5"	11.5"	10"	10"	2"	14"	3"	23.5"	20.5"	50.5"	24"
<b>5660LH</b>	56"	60"	24"	15"	10.5"	11.5"	10"	10"	2"	14"	3"	23.5"	20.5"	50.5"	24"
<b>5760TD</b>	56"	60"	30"	15"	10.5"	11.5"	10"	10"	2"	14"	3"	23.5"	26.5"	50.5"	24"

- Recessed and concealed lock protectors for maximum security against drilling and cutting lock.
- Flush-mounted doors.
- Finger-groove door handles.
- Front-door storage.
- Large, lower storage areas for bigger items.
- Angled 3-1/2" high support skids feature threaded holes for easy caster installation.
- Three 3-1/2" high support skids.
- Weather-resistant design.
- Open storage for shovels, picks, brooms and other long-handled tools. (Model 5660LH only.)
- Patented, ergonomically designed fold-down recessed handles.
- Recommend #1 and #5 Masterlock® padlocks or equivalent.

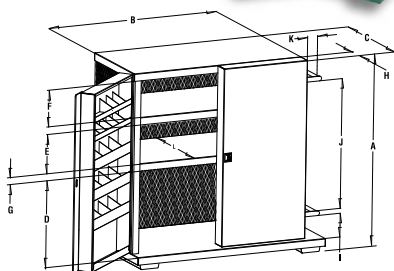
SPECIFICATIONS	5660L	5660LH	5760TD
<b>Capacity FT<sup>3</sup></b>	46	46	59.3
<b>Weight</b>	389 lbs. (176 kg)	375 lbs. (170 kg)	441 lbs. (200 kg)

CAT. NO.	UPC NO.	DESCRIPTION
5660L	38659	Utility cabinet
5660LH	07486	Utility cabinet
5760TD	07969	Utility cabinet



Optional casters available for increased mobility. See page 427 for options

## Mesh Cabinet



- High-visibility mesh screen on three (3) sides.
- Forty-eight (48) smaller, individual compartments, enabling storage of smaller tools and accessories.
- Platform for long-handle tools.
- Sturdy handle for mobility.
- Supplied with two (2) swivel casters and two (2) rigid 4" (102 mm) casters for easy mobility (Model 696).
- Recommend #1 and #5 Masterlock® padlocks or equivalent.

### SPECIFICATIONS

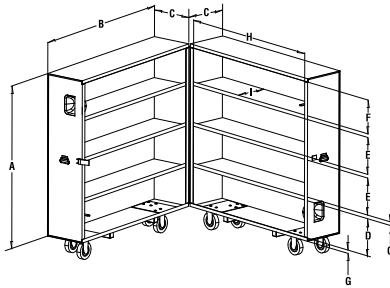
<b>Capacity FT<sup>3</sup></b>	37.3
<b>Weight</b>	401 lbs. (182 kg)

CAT. NO.	UPC NO.	DESCRIPTION
5060MESH	04460	Mesh cabinet

### DIMENSIONS

A	B	C	D	E	F	G	H	I	J	K	L
52"	48"	28"	22"	10.5"	10"	2"	4"	5"	35"	5.5"	23"

## Bi-Fold Cabinet



- Maximum storage capacity with minimum floor space requirements.
- Four (4) individual 15" d. x 14-1/2" h. x 60" w. (381 x 368 x 1524 mm) storage compartments on each side.
- Reinforced steel shelves welded in place for added strength and durability.
- All shelves feature large front lip to keep small items from rolling off.
- Each bi-fold section is mounted on four casters for easy opening and closing.
- Six (6) swivel and two (2) rigid 6" (152 mm) casters included for easy mobility (Models 503 and 603).
- Recommend #1 and #5 Masterlock® padlocks or equivalent.

### SPECIFICATIONS

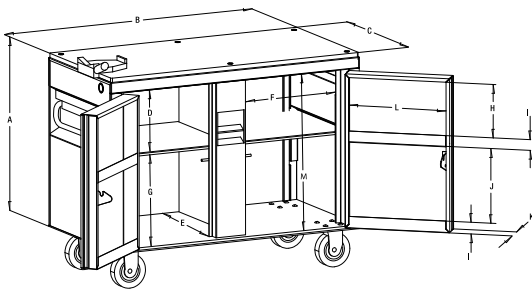
Capacity FT <sup>3</sup>	60.4
Weight	549 lbs. (249 kg)

### DIMENSIONS

A	B	C	D	E	F	G	H	I
58"	60"	15"	13"	13"	12"	1"	57"	14.5"

CAT. NO.	UPC NO.	DESCRIPTION
5860	35068	Bi-fold cabinet
04339	04339	Latch Repair Kit (5860)
54997	54997	Latch (5860)
54998	54998	Strike (5860)
55124	55124	Latch Threaded Rod (5860)

## Mobile Workbench



- Tough composition board work surface on top with built-in chain vise and telescoping wrench stop.
- Removable self-stored shelf enables storage of larger items.
- Supplied with two (2) locking swivel casters and two (2) rigid 6" (152 mm) casters for easy mobility (Model 703).
- Recessed and concealed lock protectors for maximum security against drilling and cutting lock.
- Finger-groove door handles.
- Large lower storage areas for bigger items.
- Continuous, non-removable hinge pins to prevent theft.
- Patented, ergonomically designed fold-down recessed handles.
- Recommend #1 and #5 Masterlock® padlocks or equivalent.
- Includes heavy-duty chain vise (3548 only)

### SPECIFICATIONS

Capacity FT <sup>3</sup>	20
Weight	293 lbs. (133 kg)

### DIMENSIONS

A	B	C	D	E	F	G	H	I	J	K	L	M
30"	48"	24"	11"	20.5"	17.5"	15"	9.5"	2"	13"	3"	17"	27"

CAT. NO.	UPC NO.	DESCRIPTION
3548	31229	Mobile workbench

**N** = NEW PRODUCT

**R** = REPLACEMENT PART

**A** = ACCESSORY

**B** = BARE TOOL



## Welder's Boxes



1230

- Protects small tools and supplies. Single lock hasp for use with padlock.
- Compact side handles for easy portability.
- Heavy-duty hinges, plus chain connector to hold lid in open position.
- Recommend #1 and #5 Masterlock® padlocks or equivalent.

SPECIFICATIONS	1230	1531
Capacity FT <sup>3</sup>	3.3	4.8
Height	12"	15"
Width	30"	31"
Depth	16"	18"
Weight	42 lbs. (19 kg)	52 lbs. (24 kg)

CAT. NO.	UPC NO.	DESCRIPTION
1230	31510	Welder's box
1531	23274	Welder's box
1223NS	54498	Heavy Duty Welder's box

## Field Office



- Slanted work surface with lockable, concealed storage area.
- Concealed lock protectors protect locks from drilling and cutting.
- Weather stripping on doors to help protect documents and tools from the elements.
- Lid with heavy-duty gas spring and a locking arm for ease of opening and safety.
- Shelving throughout, for organizing and storing jobsite tools and supplies.
- Grooved front doors for ease of opening and storage compartment access.
- Patented, ergonomically designed fold-down recessed handles.
- Continuous, non-removable pin hinges.
- Overlapping corners, rolled edges, and strategically placed reinforcements for added strength.
- Recommend #1 and #5 Masterlock padlocks or equivalent.
- Welded 16-gauge steel construction for durability.
- Transportable with forklift.
- Optional casters available for increased mobility.

### SPECIFICATIONS

Capacity FT <sup>3</sup>	60.4
Weight	549 lbs. (249 kg)



Tamper-proof lock protectors (for upper and lower doors).

Slanted work surface with lockable, concealed storage area.

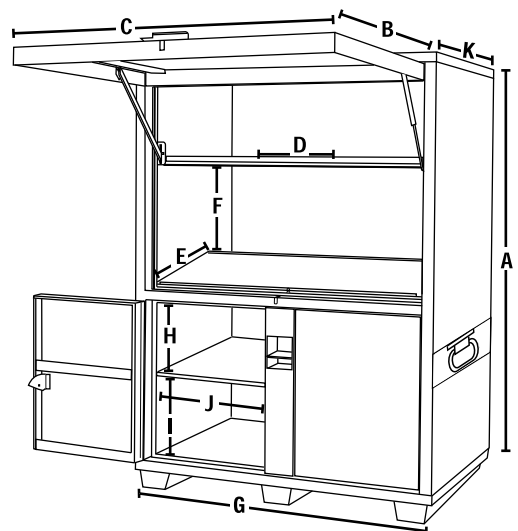
Door grooves provide a gripping surface for convenient opening.

Top door opens with a gas spring and is supported by a locking arm.

(Tools sold separately)



Optional casters available for increased mobility. See page 427 for options




### DIMENSIONS

A	B	C	D	E	F	G	H	I	J	K
80"	41.6"	55.6"	20.6"	26.8"	19.2"	60"	14"	15.5"	24"	42"

CAT. NO.	UPC NO.	DESCRIPTION
8060-DLX	04719	Field Office

## Replacement Parts



- Caster bolt pattern 2-7/8" x 3-1/4".
- Polyolefin-injected molded hard casters: stain-resistant, chemical-resistant, and non-marking.

### CASTER SELECTION CHART

STORAGE BOX CAT. NO.	CASTER CAT NO.			
	503	603	703	696
1332	✓	✓	✓	✓
1636	✓	✓	✓	✓
2142	✓	✓	✓	✓
2448	✓	✓	✓	✓
2460	✓	✓	✓	✓
3048	✓	✓	✓	✓
2472	✓	✓	✓	✓
1230				
1531				
5060MESH	✓	✓	✓	Included
3360	✓	✓	✓	✓
4848	✓	✓	✓	✓
4860	✓	✓	✓	✓
4872	✓	✓	✓	✓
2260	✓	✓	✓	✓
3648	✓	✓	✓	✓
3660	✓	✓	✓	✓
5660L	✓	✓	✓	✓
5660LH	✓	✓	✓	✓
5760TD	✓	✓	✓	✓
5860	Included	Included	✓	✓
3548	✓	✓	Included	✓
8060DLX	✓	✓	✓	✓

SPECIFICATIONS	503	603	703	696	697
<b>Diameter</b>	6 in. (152 mm)	6 in. (152 mm)	6 in. (152 mm)	4 in. (102 mm)	4 in. (102 mm)
<b>Tread</b>	2 in. (51 mm)	2 in. (51 mm)	2 in. (51 mm)	2 in. (51 mm)	2 in. (51 mm)
<b>Capacity</b>	2000 lbs. (907 kg)	2000 lbs. (907 kg)	2000 lbs. (907 kg)	1600 lbs. (726 kg)	1600 lbs. (726 kg)
<b>Ship Weight</b>	22 lbs. (10 kg)	20 lbs. (9 kg)	20 lbs. (9 kg)	13 lbs. (6 kg)	15 lbs. (7 kg)

\*Each caster set includes (16) 3/8-16 x 1" self-threading mounting screws.  
 †Each caster set includes (16) 3/8-16 x 1" carriage bolts; (16) 3/8-16 hex nuts; (16) 3/8 lockwashers.  
 Note: Screw/washer kit p/n 50062913 is necessary for mounting 703 casters on boxes other than 3548.

CAT. NO.	UPC NO.	DESCRIPTION
503*	28044	4 Swivel
603*	23405	2 Rigid, 2 Swivel
703†	08420	2 Rigid, 2 Locking Swivel
696*	15341	2 Rigid, 2 Swivel
697*	89189	4 Swivel
52025978	20965	Lid Support – (L) Side
52025979	20966	Lid Support – (R) Side
08428	08428	10 mm Gas Spring Ball Stud Replacement Kit (all Slant/Flat-Tops)
53950	53950	Gas Springs for 2260
53951	53951	Gas Springs for 3360 only
08427	08427	13 mm Gas Spring Ball Stud Replacement Kit (8060 DLX)
55294	55294	Replacement Gas Spring Kit – Shock and (2) Clips (8060 DLX)
01886	01886	Replacement Gas Spring Kit for 4872, 4848, 4860, 3648 & 3660

## Greenlee Green Spray Touch-up Paint



- Closely matches Greenlee painted products.

### SPECIFICATIONS


**Weight** 1.2 lbs. (.5 kg)

CAT. NO.	UPC NO.	DESCRIPTION
22618	22618	13 oz. (384 ml) Aerosol Can of Greenlee Green Spray Paint
10378	10378	13 oz. (384 ml) Aerosol Can of Greenlee Flat Green Spray Paint*

NOTE: The color green is a registered trademark for Test Instruments, Job Boxes, Benders and Pulling Equipment.  
 \*For Storage Boxes

# WIRE AND CABLE HANDLING

## Hand Caddy



- Holds four 500' (152.4 m) spools of #10 AWG (7" dia. by 6"-10" wide)
- Holds up to eight 500' (152.4 m) spools of #12 AWG (7" dia. x 5" wide)
- 3/8" (9.5 mm) diameter solid steel spool support spindles.
- Spool retaining washers on spindles.
- Pinless design eliminates loose parts.

### SPECIFICATIONS

<b>Size</b>	10-1/2" (267 mm) H x 14" (356 mm) W x 22.5" (572 mm) L
<b>Capacity</b>	Eight 500' (152.4 m) spools of #12 AWG; Four 500' (152.4 m) spools of #10 AWG Maximum Spool Diameter: 9" (229 mm) Maximum Spool Width: 10.5" (266 mm)
<b>Weight</b>	5 lbs. (2 kg)

CAT. NO.	UPC NO.	DESCRIPTION
9502	08187	Hand Caddy

## Data Cable Caddy



- Width is ideal for large diameter spools of coax, data and communications cable.
- Especially handy for 6" (152 mm) wide and up to 19" (483 mm) diameter spools.
- Folds down for easy storage.
- Pinless design eliminates loose parts.

### SPECIFICATIONS

<b>Size</b>	21" (533 mm) L x 28-1/2" (724 mm) W x 11-1/2" (292 mm) H
<b>Capacity</b>	Maximum Total Spool Weight: 100 lbs. (45 kg) Maximum Spool Diameter: 19" (483 mm) Maximum Spool Width: 24.50" (622 mm)
<b>Weight</b>	11 lbs. (5 kg)

CAT. NO.	UPC NO.	DESCRIPTION
9520	01228	Data Cable Caddy

## BX-Armored Coiled Cable Dispenser



- Dispense armored cable, flexible conduit, Greenfield® or NM-B cable fast and easy without twists or tangles.
- Base rotates to dispense the cable without overpulling.
- Large pulling eye rotates freely and can be used as a carrying handle when the dispenser is empty.

### SPECIFICATIONS

<b>Size</b>	13-1/2" (343 mm) H x 26" (660 mm) diameter
<b>Capacity</b>	One 250' (76 m) coil of 14/2, 14/3, 12/2, or 12/3 armored cable or romex.
<b>Weight</b>	32 lbs. (14 kg)

CAT. NO.	UPC NO.	DESCRIPTION
37218	37218	Armored Cable Dispenser

## Caddy Basket Cable Dispenser



9525

### STUD MOUNT CADDY

- Fits both 2x4 and 2x6 studs.
- Dispense coils of NM-B or armored cable.
- Swivel eyelet eliminates tangles.

### SPECIFICATIONS

<b>Size</b>	29-1/2" (749 mm) H x 20-3/4" (527 mm) W
<b>Max Capacity</b>	100 lbs. (45.4 kg)
<b>Weight</b>	10.5 lbs. (4.8 kg)

CAT. NO.	UPC NO.	DESCRIPTION
9525	02070	Stud Mount Dispenser

## Hanging Cable Dispenser



- Hangs virtually anywhere
- Rugged aluminum, steel, and nylon construction
- Collapses for easy storage
- Storage bag included

### SPECIFICATIONS

<b>Length Set Up</b>	37-1/2" (953 mm)
<b>Width Set Up</b>	23-1/2" (597 mm)
<b>Capacity</b>	250' of NM or MC cable up to 75 lb
<b>Weight</b>	3-1/2 lbs. (1.6 kg)

CAT. NO.	UPC NO.	DESCRIPTION
9522	12671	Hanging Cable Dispenser

## Deluxe Wire Caddy



- All welded steel frame.
- 6 wire spool axes with spring clip locks.
- Collapsible wire guide.
- Swivel caster set with two (2) locking casters for easy use.

### SPECIFICATIONS

<b>Size</b>	16" (406 mm) L x 26" (660 mm) W x 17-1/2" (444 mm) H
<b>Capacity</b>	Six 500' (152 m) spools up to 8" (203 mm) in diameter of #6 thru #10 AWG Maximum Spool Width: 2 x 8.5" (215 mm), 4 x 12.13" (308 mm)
<b>Weight</b>	14.8 lbs. (6.7 kg)

CAT. NO.	UPC NO.	DESCRIPTION
----------	---------	-------------

906	33026	Wire Caddy with Casters and Wire Guide
33405	33405	Caster Set (2 swivel, 2 swivel lock)
50303	50303	Hitch Clip

## 6-Spindle Wire Caddy



- All steel welded frame with 6 reel spindles and feeding eye.
- Angled spindles keep reels in place without locks and help brake the reel while paying out.
- Mobile, two (2) fixed wheels and one (1) that swivels and locks, allow easy movement and control.
- Fits through a 30" (762 mm) doorway.

### SPECIFICATIONS

<b>Size</b>	39" (990 mm) L x 30" (762 mm) W x 31" (787 mm) H.
<b>Capacity</b>	Six 2,500' (762 m) spools up to 18" (457 mm) in diameter. Maximum Spool Width: 13" (330 mm)
<b>Weight</b>	88 lbs. (40 kg)

CAT. NO.	UPC NO.	DESCRIPTION
----------	---------	-------------

909	22875	Wire Dispenser
52284	52284	Swivel Caster (1)
52285	52285	Wheel (2)



## 6-Reel Caddy



- Holds up to six (6) 2,500' (762 m) spools of #14, #12, or #10 AWG wire.
- Folds for easy storage.
- Two (2) fixed wheels and two (2) locking swivel casters for easy portability.
- Pinless design eliminates loose parts.

### SPECIFICATIONS

<b>Size</b>	41" (1041 mm) H x 32" (813 mm) W
<b>Capacity</b>	Six (6) 2500' (762 m) spools of #10 AWG wire Maximum Total Spool Weight: 450 lbs. (204 kg) Maximum Spool Diameter: 15" (380 mm) Maximum Spool Width: 14.75" (375 mm)
<b>Weight</b>	75 lbs. (34 kg)

CAT. NO.	UPC NO.	DESCRIPTION
9517	01225	6-Reel Caddy
<b>R</b> 01221	01221	Replacement Caster
<b>R</b> 01220	01220	Replacement Wheel

## 10-Reel Caddy




- Spindle sleeves to facilitate easier pay-out of wire.
- Holds up to ten (10) 2,500' (762 m) spools of #10 AWG wire.
- Folds down for easy storage.
- Two (2) fixed wheels and two (2) locking swivel casters for easy portability.
- Pinless design eliminates loose parts.

### SPECIFICATIONS

<b>Size</b>	48" (1219 mm) H x 32" (813 mm) W
<b>Capacity</b>	Maximum Total Spool Quantity - Ten (10) 2500' (762 m) spools of #10 AWG wire Maximum Total Spool Weight: 750 lbs. (340 kg) Maximum Spool Diameter: 15" (380 mm) Maximum Spool Width: 14.63" (370 mm)
<b>Weight</b>	101 lbs. (46 kg)

CAT. NO.	UPC NO.	DESCRIPTION
9516	01222	10-Reel Caddy
<b>R</b> 01221	01221	Replacement Caster
<b>R</b> 01220	01220	Replacement Wheel

## Wire Dispenser



- All welded steel construction.
- Includes two (2) fixed and two (2) swivel locking heavy-duty casters.
- The spool rack consists of ten (10) spindles and an adjustable guide loop, and can be turned 360° independent of the base.
- Spindles are angled to contain reels and act as a brake while paying out wire.
- Fits through a 32" (812 mm) opening.

### SPECIFICATIONS

<b>Size</b>	36-1/4" (921 mm) L x 31-1/2" (800 mm) W x 59" (1499 mm) H.
<b>Capacity</b>	Ten (10) 2500' (762 m) spools up to 18" (457 mm) in diameter. Maximum Spool Width: 14.18" (360 mm)
<b>Weight</b>	196 lbs. (89 kg)

CAT. NO.	UPC NO.	DESCRIPTION
910	21982	Wire Dispenser
<b>R</b> 51488	51488	Caster (Rigid)
<b>R</b> 53259	53259	Caster (Swivel)


## Hand Truck / Wire Cart



- Holds up to twelve (12) spools of #12 AWG wire or eight (8) spools of #10 AWG wire.
- Pinless design eliminates loose parts.
- Four (4) solid steel 1/2" (13 mm) spindles included.
- Lay cart flat when dispensing wire. Upright for use as hand truck.

### SPECIFICATIONS

<b>Size</b>	48" (1219 mm) H x 28-1/4" (718 mm) W
<b>Capacity</b>	Maximum Total Spool Weight: 200 lbs. (90.7 kg) 4000' (1219 m) # 10 AWG wire Maximum Spool Diameter: 7.5" (190 mm) Dolly Lift (Maximum): 250 lbs. (113 kg) Maximum Spool Width: 18" (457 mm)
<b>Weight</b>	32 lbs. (14 kg)

CAT. NO.	UPC NO.	DESCRIPTION
9505	01205	Hand Truck Caddy
 01207	01207	Spindle (9505/9510)


## Deluxe A-Frame Wire Cart



- Holds up to twenty four (24) spools of #12 AWG wire or sixteen (16) spools of #10 AWG wire.
- Folds for easy storage.
- Pinless design eliminates loose parts.
- Eight (8) solid steel 1/2" (12.7 mm) spindles included.

### SPECIFICATIONS

<b>Size</b>	48" (1219 mm) H x 28-1/4" (718 mm) W
<b>Capacity</b>	Maximum Total Spool Weight: 400 lbs. (181 kg) Maximum Spool Diameter: 7.5" (190 mm) Maximum Spool Width: 18" (457 mm)
<b>Weight</b>	47 lbs. (21 kg)

CAT. NO.	UPC NO.	DESCRIPTION
9510	01214	Deluxe A-Frame Mobile Caddy
 01207	01207	Spindle (9505/9510)

## Hand Truck / Wire Cart



- Heavy-duty wheels for durability and easy transporting.
- Only 24" (609 mm) wide to fit through narrow doorways.
- Comes with five 5/8" (16 mm) diameter reel spindles for storing and dispensing up to fifteen spools of #14 wire.
- Storage space for three (3) spindles and clips eliminates loose parts when they are not in use.
- Expander kit available to increase capacity by 60%.

### SPECIFICATIONS

<b>Size</b>	38733	46" (1168 mm) H x 24" (609 mm) W x 22-1/2" (571 mm) D
	10462	41" (1041 mm) H x 12-5/8" (321 mm) W
<b>Weight</b>	38733	58 lbs. (26 kg)
	10462	15.7 lbs. (7 kg)

### WIRE CAPACITY CHART

NUMBER OF SPOOLS		MAXIMUM SPOOL DIAMETER	MAXIMUM SPOOL WIDTH	TYPICAL WIRE LENGTH
38733 WIRE CART	WITH 10462 EXPANDER			
15	24	7" (178 mm)	5-3/8" (137 mm)	500 ft. (152 m)
10	16	7" (178 mm)	8" (203 mm)	500 ft. (152 m)
3	5	12" (305 mm)	16-3/8" (416 mm)	2,500 ft. (762 m)
3	3	14" (356 mm)	16-3/8" (416 mm)	2,500 ft. (762 m)
2	2	22" (559 mm)	16-3/8" (416 mm)	1,000 ft. (305 m)

CAT. NO.	UPC NO.	DESCRIPTION
38733	38733	Hand Truck Wire Cart
<b>A</b> 10462	10462	Expander Kit
<b>R</b> 50303	50303	Hitch Clip
<b>R</b> 38774	38774	Spindle (38733)

## Wire Cart



- Large capacity, excellent for storing, transporting or feeding wire.
- Save space, use and store vertically or horizontally.
- Five (5) strong reel axles with spring clip retainers plus two (2) positions for axle storage allows you to configure for large reels with no loose parts.
- Strong, yet lightweight, tubular steel welded construction with rugged 8" (203 mm) wheels.
- Will pass through a 28" (711 mm) opening.

### SPECIFICATIONS

<b>Size</b>	54-1/2" (1384 mm) L x 27" (685 mm) W x 26-1/2" (673 mm) H when horizontal
<b>Capacity</b>	Six (6) 2,500' (762 m) spools up to 16" (406 mm) in diameter Fifteen (15) 500' (152 m) spools up to 8" (203 mm) in diameter Max. Spool Weight: 550 lbs. Maximum Spool Width: 24" (610 mm)
<b>Weight</b>	62 lbs. (28 kg)

CAT. NO.	UPC NO.	DESCRIPTION
911	31518	Wire Cart
<b>R</b> 31523	31523	Reel Shaft for 911 Wire Cart
<b>R</b> 50303	50303	Hitch Clip

## Cable Reel Transporter



- All steel welded frame with heavy-duty wheels.
- Unique design provides easy setup for cable payout.
- Handle folds to save space when using as a dispenser.

### SPECIFICATIONS

<b>Size</b>	63" (1600 mm) L x 29-7/8" (759 mm) W x 26-3/4" (679 mm) H when horizontal
<b>Capacity</b>	Reels of cable or BX up to 20" (508 mm) W and 40" (1016 mm) in diameter maximum total reel weight 300 lbs. (136 kg)
<b>Weight</b>	110 lbs. (50 kg)

CAT. NO.	UPC NO.	DESCRIPTION
916	32935	Cable Reel Transporter
33035	33035	Spindle for 916 Transporter
52466	52466	Wheel Kit (2)

## Conduit and Pipe Storage Rack



- Easily stacks for storage and transportation of multiple units
- High strength steel frame holds up to 1000 lbs of material
- Heavy-Duty 6" casters (2 rigid, 2 swivel)
- Foldable material trees
- Stacking block securely fits in tree stock to prevent tumbling

### SPECIFICATIONS

<b>Capacity</b>	1000 lbs. (454 kg)
<b>Dimensions</b>	58-1/2" (1486 mm) long x 34" (864 mm) wide x 63-1/2" (1613 mm) high
<b>Folded Down</b>	58-1/2" (1486 mm) long x 34" (864 mm) wide x 19" (483 mm) high
<b>Weight</b>	113 lbs. (51 kg)

CAT. NO.	UPC NO.	DESCRIPTION
668	15343	Mobile Conduit and Pipe Rack with 603 casters
503	28044	6" (152 mm) Diameter Caster Set, 4 Swivel
603	23405	6" (152 mm) Diameter Caster Set, 2 Swivel and 2 Rigid

## Pipe Cart



- Easy, one-person operation saves time and money.
- Move standard 20 ft. (6.1 m) lengths of pipe.
- Large 3" x 12" (76 mm x 305 mm) wheels.
- Heavy-duty steel construction for long service life.

### SPECIFICATIONS

<b>Capacity</b>	20" (508 mm) Diameter – 1000 lbs. (454 kg)
-----------------	--

CAT. NO.	UPC NO.	DESCRIPTION
36745	36745	Pipe Cart
02182	02182	Wheel Replacement Kit (1)

## Rope Stands

- Use to organize and rewind rope.
- Welded steel with washer and spring clip to hold rope reel on stand.



654



405

See page 207  
for rope

		3/16"	1/4"	3/8"	1/2"	9/16"	5/8"	3/4"	7/8"
ROPE DIAMETER	UPS NO.	4.8 MM	6.4 MM	9.5 MM	12.7 MM	14.3 MM	15.9 MM	19.1 MM	22.2 MM
<b>405 Rope Stand</b>									
250' (76 m) Rope	<b>21546</b>	✓	✓						
600' (182 m) Rope		✓							
<b>406 Rope Stand</b>									
300' (91 m) Rope	<b>21550</b>			✓	✓				
600' (182 m) Rope			✓						
1,000' (305 m) Rope		✓	✓						
3,000' (914 m) Conduit Measuring Tape Measuring Tape Cat./UPC No.				✓	✓				
<b>644 Rope Stand</b>									
300' (91 m)	<b>15316</b>					✓	✓		
600' (182 m)				✓	✓	✓	✓		
1,200' (365 m)				✓					
<b>654 Rope Stand</b>									
300' (91 m)	<b>34362</b>							✓	✓
600' (182 m)								✓	✓

### SPECIFICATIONS

rope stand model	weight	spindle diameter	maximum reel diameter	maximum reel width
405	5.2 lbs (2.4 kg)	1.50" (38 mm)	10"	6"
406	7.8 lbs (3.5 kg)	0.62" (16 mm)	13"	9"
644	11 lbs (5 kg)	1.50" (38 mm)	17"	16"
654	32.1 lbs (14.6 kg)	1.90" (48 mm)	24"	19"

## Screw-Type Reel Stands



683

- Wide, welded steel base for added stability with four 5/8" mounting holes.
- Rollers fit in the spindle groove to keep the spindle in place and turning freely.
- Two stands and a spindle are required for a complete setup.

### SPECIFICATIONS

<b>Size</b>	683 - 24" x 21" (610 x 533 mm) base; 54" (1372 mm) maximum height
	687 - 15" x 15" (381 x 381 mm) base; 28" (711 mm) maximum height
<b>Capacity</b>	683 - 2,500 lbs. (1134 kg) each, 46" - 96" (1168 x 2438 mm) reel diameter
	687 - 2,500 lbs. (1134 kg) each, 28" - 56" (711 x 1422 mm) reel diameter
<b>Weight</b>	683 - 42 lbs. (19 kg)
	687 - 22 lbs. (10 kg)

CAT. NO.	UPC NO.	DESCRIPTION
683	15372	Reel Stand 22" - 54" (559 - 1372 mm)
687	17076	Reel Stand 13" - 27" (330 - 711 mm)
A 684	15375	Spindle for 683 Reel Stand
A 647	15321	Spindle for 687 Reel Stand
R 25591	25591	Stop Pin (683 - 2; 687 - 1)

## Ratchet-Type Reel Stand



- Ratchet mechanism to easily raise or lower the height.
- Rollers fit in the spindle groove to keep the spindle in place and turning freely.
- Two stands and a spindle are required for a complete setup.

### SPECIFICATIONS

<b>Size</b>	24-1/2" x 23" (622 mm x 584 mm) base; 46-5/8" (1184 mm) maximum height
<b>Capacity</b>	5,000 lbs. (2268 kg) each 58" - 90" (1473 mm - 2286 mm) reel diameter
<b>Weight</b>	87 lbs. (39 kg)

CAT. NO.	UPC NO.	DESCRIPTION
656	21979	Ratchet Reel Stand 28" - 46-5/8" (711 mm - 1184 mm)
A 657	21980	Spindle for 656 Reel Stand
R 30291	30291	Handle with Grip

## Reel Stand Spindles



- Steel spindles with grooves to fit reel stand rollers.

### SPECIFICATIONS

<b>Size</b>	647 - 2-3/8" diameter x 62" (60 x 1575 mm)
	657 - 3-1/2" diameter x 100" (89 x 2540 mm)
	684 - 2-3/8" diameter x 76" (60 x 1930 mm)
<b>Capacity</b>	647 - 5,000 lbs. (2268 kg) 59" (1500 mm) between grooves
	657 - 7,500 lbs. (2388 kg) 94" (2540 mm) between grooves
	684 - 5,000 lbs. (2268 kg) 73" (1854 mm) between grooves
<b>Weight</b>	647 - 42 lbs. (19 kg)
	657 - 124 lbs. (56 kg)
	684 - 50 lbs. (23 kg)

CAT. NO.	UPC NO.	DESCRIPTION
647	15321	Spindle for 687 Reel Stand
657	21980	Spindle for 656 Reel Stand (only)
684	15375	Spindle for 683 Reel Stand

## Reel Rollers



39660



39661

- Heavy-duty welded steel construction.
- Built-in loading ramps.
- Adjustable to various reel widths and diameters. (21" dia. min.)
- Roller locks for unloading.
- Side ball rollers for centering.
- Fast, convenient ground-level setup for paying out large cable reels.

### SPECIFICATIONS

Size	39660 - 32" (813 mm) L x 34" (864 mm) W, 87 lbs. (39 kg)
	39661 - 32" (813 mm) L x 11" (279 mm) W, 45 lbs. (20 kg)
	39664 - 48" (1067 mm) L, 9 lbs. (4 kg)
	39666 - 32" (813 mm) L x 48" (1219 mm) W, 99 lbs. (45 kg)
Capacity	39660 - 2,500 lbs. (1134 kg) 30" (762 mm) max reel width
	39661 - 2,000 lbs. (902 kg) per pair, 42" (1067 mm) max reel width
	39666 - 2,000 lbs. (902 kg) 42" (1067 mm) max reel width

CAT. NO.	UPC NO.	DESCRIPTION
39660	39660	Reel Roller, single platform roller
39661	39661	Reel Roller, single (two required)
39664	39664	Spreader Kit, two 48" spreader bars
39666	39666	Reel Roller Kit, (includes two 39661 rollers and one 39664 spreader kit)

## Greenlee Green Spray Touch-up Paint



- Closely matches Greenlee painted products.

CAT. NO.	UPC NO.	DESCRIPTION	WEIGHT	
			LBS.	KG
22618	22618	13 oz. (384 ml) Aerosol Can of Greenlee Green Spray Paint	1.2	.5
10378	10378	13 oz. (384 ml) Aerosol Can of Greenlee Flat Green Spray Paint*	1.2	.5

NOTE: The color green is a registered trademark for Test Instruments, Job Boxes, Benders and Pulling Equipment.  
\*Storage Box

# **NOTES**





# PLUMBING

**ROTHENBERGER**

GREENLEE AND ROTHENBERGER OFFER A FULL MIX OF PLUMBING AND PIPE-FITTING TOOLS. FROM HAND-HELD PVC CUTTERS TO POWERFUL PIPE THREADERS, TRUST GREENLEE AND ROTHENBERGER FOR THE BEST SELECTION OF TOOLS FOR THE JOB.

## Contents

Power Benders	440
Hand Threaders	441
Portable Power Threaders	442
Accessories - Hand & Power Threaders	443
Power Drives	444
Compact Threading Machines	445
Threading Accessories	449
Vises & Stands	450
Production Cutting Machines	451
Press Tools	452
Pliers & Pipe Wrenches	457
Tube Cutters	459
Deburring & Reaming Tools	463
Installation Tools	463
Pipe Freezing	464
Soldering & Brazing Torches	464
Pipe & Drain Inspection Systems	466
Drain Cleaning Equipment	467
Test Pumps	468

USA PHONE 800.435.0786  
FAX 800.451.2632

CANADA PHONE 866.384.8813  
FAX 800.524.2853

INT'L PHONE +1.815.397.7070  
FAX +1.815.397.9247

 **GREENLEE**  
A Textron Company

# POWER BENDERS

## ROBEND® 3000



Set includes basic ROBEND® unit, guide shoe axle (25743), bending formers and guide shoes for corresponding tube diameters, adapter for tri-pod base, plastic case.



25001

Tough, portable power bender. Universal applications in plumbing, heating, refrigeration, climate control, and industrial systems. Eliminates purchase and storage of fittings.

Cold bending up to 180°, manually or automatically, of tubes made of:

- Soft, semi-hard, hard copper, DIN EN 1057, dia. 1/2" – 1-1/8" (12 mm – 28 mm)
  - Coated copper, precision steel, dia. 1/2" – 1-1/8" (12 mm – 28 mm)
  - Soft, half-hard, hard precision steel, DIN 2391/2393/2394, dia. 1/2" – 1-1/8" (12 mm – 28 mm)
  - Threaded steel, DIN 2440/2441, dia. 1/2" – 1-1/8" (12 mm – 28 mm)
  - Seamless stainless steel GW 541, wall thickness 0.04" – 0.05" (1.0mm – 1.2mm), dia. 1/2" – 1-1/8" (12 mm – 28 mm)
  - Coated steel tubes MPS-H heating type, DIN EN 2394, dia. 1/2" – 1-1/8" (14 mm – 30 mm)
- Forged aluminum former with bending radius scale
  - Special ROLUB guide shoe reduces friction for bending without deformation and wrinkles
  - Powerful 1010 W motor: Ideal for use on construction sites
  - Automatically shuts off when preset bending angle is obtained for fast batch production

CAT. NO.	DESCRIPTION	BENDING RADIUS	LB
25001	ROBEND® 3000 Set 1/2", 5/8", 3/4", 7/8", 1 1/8"		30.0
25652R	Bending Formers: 1/2" O.D. Copper	1.77"	5.0
25616	Bending Formers: 5/8" O.D. Copper	2.20"	5.0
25619	Bending Formers: 3/4" O.D. Copper	3.15"	5.0
25622	Bending Formers: 7/8" O.D. Copper	3.46"	6.0
25625	Bending Formers: 1" O.D. Copper	4.41"	5.0
25626	Bending Formers: 1 1/8" O.D. Copper	4.41"	6.0
25120	Bending spray 5.3oz (150 ml)		0.5
58182	Tripod		16.5

## Tube Bender Maxi



Set includes basic tool (23000), bending formers (3/2", 1/2", 5/8", 3/4", 7/8"), and carry case.

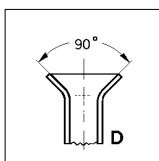


23022X

- Body made of diecast steel: Tough and long-lasting
- Plastic bending formers and supports with low friction for optimum bending results
- Open bending frame for production of repeated alternate angled bends
- Universal supports for bending of copper or non-coated tubes
- Pliers with bayonet catch: bending formers easily changeable

CAT. NO.	DESCRIPTION	BENDING RADIUS	LB
23022X	MAXI BENDER Set 3/2", 1/2", 5/8", 3/4", 7/8"		8.5
23064	MAXI BENDER MSR Set 1/2", 3/4", 1", Viega FostaPex		8.5
23000	MAXI BENDER Tool only		2.1
23010	Bending Formers: 3/8" O.D. Copper/Aluminum	1.38"	0.2
23011	Bending Formers: 1/2" O.D. Copper/Aluminum	1.38"	0.2
23012	Bending Formers: 5/8" O.D. Copper/Aluminum	1.93"	0.3
23013	Bending Formers: 3/4" O.D. Copper/Aluminum	2.91"	0.3
23014	Bending Formers: 7/8" O.D. Copper/Aluminum	3.43"	0.4

## ROFLARE®



- Made from long-lasting, high quality steel
- Mold available in metric and English measurements
- "Multiblock" multi-clamping calipers provide firm, quick, off-center clamping of the tube and automatic self-centering; tubes don't slip
- Hardened and polished flare cone: high quality flare sealing surface
- Special screw thread allows smooth, efficient deformation of material

CAT. NO.	DESCRIPTION	LB
26038	Single 6 - 8 - 10 - 12 - 14 - 16 mm O.D.	3.0
26022	Double 6 - 8 - 10 - 12 - 15 - 16 mm O.D. requires 26023 to create double flares	3.0
26034	Double Flare Adapter	0.5
26036	Single 3/16" - 1/4" - 5/16" - 3/8" - 1/2" - 5/8" O.D.	3.0
26032	37° Single 3/16" - 1/4" - 5/16" - 3/8" - 1/2" - 5/8" O.D.	3.0
26033	Single/Double 3/16" - 1/4" - 5/16" - 3/8" - 1/2" - 5/8" O.D. requires 26034 to create double flares	3.0

## HAND THREADERS

### SUPER CUT Ratchet Threader



- Convenient, lockable ratchet direction reversal
- Secure hold with locking retainer - simple insertion and removal of die heads
- Slim, compact shape with excellent overall size for difficult to reach positions
- Offset lever provides high leverage
- Fits all ROTHENBERGER hand and electric threaders
- Precision thread cutting to approved standards of NPT dia. 1/4" - 2"

Sets include ratchet handle, die heads, plastic case



70905X

CAT. NO.	DESCRIPTION	LB
70903X	SUPER CUT Set, 1/2", 3/4", 1" NPT	9.3
70901X	SUPER CUT Set, 1/2", 3/4", 1", 1 1/4" NPT	15.0
70905X	SUPER CUT Set, 1/2", 3/4", 1", 1 1/4", 1 1/2", 2" NPT	20.0
P70905C	SUPER CUT Set, 1/2", 3/4", 1", 1 1/4", 1 1/2", 2" NPT for plastic-coated pipe	20.0
70840X	Ratchet handle No. 1 1/4" - 1 1/4"	4.0
71272	Ratchet handle No. 2 1 1/2" - 2"	4.0
71273	Die Head Adapter for die heads up to 1 1/4"	2.0
70753	Bucket Oiler	20.0

## SUPER CUT Deluxe Threading Kit



70614

Set includes SUPER CUT Ratchet Handle (70840X), Quick Change die heads NPT (1/2" 70912X, 3/4" 70913X, 1" 70914X), SUPER 1-1/4" Steel pipe cutter (70040), Water Pump pliers 10" (70522), 14" Heavy Duty Pipe Wrench (70153), Teflon tape, plastic case

CAT. NO.	DESCRIPTION	LB
70614	SUPER CUT Deluxe Threading Kit	21.0
70753	Bucket Oiler	20.0

# PORTABLE POWER THREADERS

## SUPERTRONIC 1250 Portable Compact Threader

**NEW PRODUCT**



- Fast and steady production threading of up to NPT dia. 1-1/4"
- Electronic push-button forward/reverse control
- Compact dimensions and small head for use in hard to reach areas
- Lightweight, easy to handle
- Durable fiberglass-reinforced aluminum motor housing
- Motor: 34 rpm, 5 axle

CAT. NO.	DESCRIPTION	LB
71453	SUPERTRONIC 1250, 1/2", 3/4", 1", 1-1/4" NPT	9.4
65018	RONOL® Cutting Fluid, 6.7 oz (200 ml)	0.8
71279	Forged Pipe Clamp, max. 1 1/4"	3.5
70040	Steel Pipe Cutter, 1-1/4"	2.5
70753	Bucket Oiler	20.0



## SUPERTRONIC 2000



- Quick and effortless production of safe precision threaded joints to approved standards up to 2"
- Compact dimensions for use in difficult to reach positions
- Dust tight casing with sealed lubrication - Long lifespan, low maintenance
- High reduction gears with spur wheel teeth; 7 parallel gear shafts, each ball bearing mounted - High, consistent power transmission level when fully loaded
- Optimized gearing - High performance output with minimal energy consumption
- Motor: 1010 W Universal, double insulated with VDE and CEE, interference free
- Threading Speed: 15-25 rpm, 60 rpm rapid reverse



71259L

**SUPERTRONIC 2000 Set 1/2" - 2"**  
includes SUPERTRONIC 2000, forged pipe clamp (71280), ROFIX Adapter (71271), Precision Die Heads, plastic case

CAT. NO.	DESCRIPTION	LB
71259L	SUPERTRONIC 2000 Set, 1/2", 3/4", 1", 1 1/4", 1 1/2", 2" NPT	42.1
P71259C	SUPERTRONIC 2000 Set for plastic-coated pipe, 1/2", 3/4", 1", 1 1/4", 1 1/2", 2" NPT	42.1
71280	Forged Pipe Clamp, max. 2"	3.8
70045	Steel Pipe Cutter, 2"	5.5
70753	Bucket Oiler	20.0
71273	Monoblock adapter	2.0
71271	ROFIX Adapter with locking ring	2.3
71259	SUPERTRONIC 2000 machine only	2.0



Inserting the die heads



Fits into tight spaces



Gearing

# ACCESSORIES FOR HAND & POWER THREADERS

## Precision Die Heads And Dies

### Precision Die Heads

For Supertronic 1250, 2000, 2000 Economy and SUPER CUT models. Feature enlarged shaving discharge chambers for faster threading, strengthened locking plate and precise die seating.



NPT CAT. NO.	FOR PLASTIC COATED PIPE, NPT CAT. NO.	SIZE	LB
70907X	-	1/4"	1.3
70908X	-	3/8"	1.3
70912X	P70912C	1/2"	1.5
70913X	P70913C	3/4"	1.5
70914X	970914C	1"	2.0
70915X	P70915C	1 1/4"	2.3
70849X	P70849C	1 1/2"	5.5
70850X	P70850C	2"	6.0

### Precision Threading Dies

Gentle first cut, extreme long life, 4 pieces/pack. Achieve optimal results with Original ROTHENBERGER threading fluid!



CAT. NO.	DESCRIPTION	LB
70916X	1/4" NPT	0.3
70917X	3/8" NPT	0.3
70918X	1/2" NPT	0.3
70919X	3/4" NPT	0.3
70920X	1" NPT	0.3
70921X	1 1/4" NPT	0.3
70945X	1 1/2" NPT	0.3
70946X	2" NPT	0.4

*NOTE: Die Head for sizes 1/4" - 1 1/4" are compatible with the RIDGID® 11-R Die Head.*

# POWER DRIVES

## MINI-COLLINS®/Pneumatic MINI COLLINS® Power Drive

### MINI-COLLINS®

Puts power back into power threading — thread up to 2" pipe or conduit, 1" bolt or rod, in seconds!



00074

- Lightweight and engineered to go anywhere — requires only 1-3/4" clearance for working in trenches, overhead, and in tight quarters where only hand tools could be used before
- Built-in fill plug eliminates disassembly of gearbox for oiling
- Tightens nuts, drives cable pullers, turns hoists and jacks, opens and closes valves, or drives up to 6" geared threaders
- Shock-resistant handle and durable construction provide years of safe, dependable operation

### SPECIFICATIONS

	MINI-COLLINS®	PNEUMATIC MINI-COLLINS®
<b>Threading Range:</b>		
• Pipe or conduit	1/8" to 2"	1/8" to 2"
• Bolt or rod	1/4" to 1"	1/4" to 1"
• With adapters & geared threader	2-1/2" to 6"	2-1/2" to 6"
<b>Motor:</b>	115V, 15 amp or 230V, 9 amp, universal AC-DC reversible, 50-60 Hz	Reversible air motor develops 500 ft/lbs, forward and reverse; requires 90-120 PSI (at 60-80 CFM) input pressure
<b>Switches:</b>		
• On/Off	Deadman	Safety lever throttle (shuts off when released)
• Directional	Forward, reverse	Forward, reverse
<b>Dimensions:</b>		
• Overall length	28"	27"
• Cord length	80"	—

CAT. NO.	DESCRIPTION	LB
00074	MINI-COLLINS® Drive, 115V	27.0
13950	MINI-COLLINS® Drive, 230V	27.0
00119	Steel carrying case	5.0
00077	Safevise	5.0
13158	Adapter SUPER CUT	3.0
00110	Adapter Ridgid®* 00-R	3.5
00111	Adapter Ridgid®* 11-R	3.0
—	Ridgid®* 12-R (No adaptor needed)	
00116R	Adapter Square shaft 7/8"	3.0
00117	Adapter Square shaft 1" (for geared threader)	4.5
00118	Adapter Square shaft 1-1/4"	3.0



00077



13158

00117

# COMPACT THREADING MACHINES

## SUPERTRONIC 2SE/ROPOWER 50R

**VIDEO**

Check out this product on YouTube! under **ROTHENBERGER Supertronic**



Automatic die head with quick adjustment of thread size, thread lengths and fine thread depths without recentering.

ROTHENBERGER's portable 2" threading machines offer fast and steady, precision threading, cutting, de-burring, and grooving. The powerful 750-watt (1 HP) motor provides strong turning power with consistent torque for swift, effortless production of accurate, standard pipe and bolt threads. The optional foldable, wheeled workbench makes transport easy, whether on site or in the workshop.

### SUPERTRONIC 2SE

The SUPERTRONIC 2SE uses quick-change dies with a ball-detent feature that makes aligning replacement dies in the die head fast and easy. The 2SE die head and dies are compatible with the SUPERTRONIC 4SE threading machine.

### ROPOWER 50R

The ROPOWER 50R uses RIDGID®-compatible dies with the new quick-change ball detent feature. While other manufacturers' RIDGID® style dies may be used in the 50R die head (56265), only ROTHENBERGER's dies snap into position.

- Motor is double insulated for increased safety
- Stable high torque motor provides constant power
- Offset spindle lubrication: Easy to maintain
- Geared oil pump with filter system and adjustable fluid level ensures constant oil flow
- Large plastic chip collection tray is easy to clean
- Machine slightly angled: Reduced oil consumption, oil moistening in pipe interior is avoided
- NPT dia.: 1/4" - 2" capacity
- Motor Strength: 750 watts (1 HP)
- Speed: 40 rpm (No load)
- Dimensions: 21"x17"x13" (L x W x H)

CAT. NO.	DESCRIPTION	LB
63003	2SE with NPSM dies and heads for electricians	
63004	SUPERTRONIC 2SE with automatic die head 1/2" - 2", 1/2" - 3/4" NPT dies (89101), 1" - 2" NPT dies (89102)	97.0
63005	ROPOWER 50R with automatic die head with NPT Alloy dies 1/2"-2", 1/2" - 3/4" NPT dies (89162), 1" - 2" NPT dies (89163)	97.0
00230	Folding Wheeled Stand for 2SE/50R	70.0
56511	Mounting kit for ROGROOVER	4.0
04510R	Cutter Wheel	0.5

### 2SE DIE HEAD & DIE SELECTION CHART

Die Head Type	Die Head Size	No.	Npt Die Size	Alloy No.	
Automatic	1/2" - 2"	52500	1/2" - 3/4"	89101	
			1" - 2"	89102	
Manual	1/4" - 3/8"	00121	1/4" - 3/8"	89100	
			1/2" - 2"	1/2" - 3/4"	89101
				1" - 2"	89102

### 50R DIE HEAD & RIDGID® COMPATIBLE DIE SELECTION CHART

Die Head Type	Die Head Size	No.	Npt Die Size	Alloy No.	High Speed Steel No.	Stainless Steel
Automatic	1/2" - 2"	56265	1/2" - 3/4"	89162	00125	00218
			1" - 2"	89163	00126	00219
Manual	1/4" - 3/8"	00121	1/4" - 3/8"		56383	

**SUPERTRONIC 4SE 1/2" to 4" Threading Machine**



ROTHENBERGER's SUPERTRONIC 4SE offers fast and steady threading, cutting and de-burring up to 4 inches. The powerful, 2-speed, 1-1/2 HP. motor provides strong turning power with consistent torque for swift, consistent production of accurate pipe threads either on site or in the shop. The machine includes 2 automatic die heads, 3 sets of dies, safety foot switch, oil, and set of 4 legs.

- Easy access to all components for quick repair
- Ball detent feature allows quick and easy replacement of dies without removing the die head
- Smooth action impact hammer chuck: Powerful, no-slip grip
- Chuck jaws are quick and easy to change
- Robust oil pump with flow adjustment and filter system: Keeps oil free of impurities
- Motor: 1140 watts (1 1/2 HP), Universal Single Phase, 115 Volt
- Threading Speed: 48/18 rpm (2 speed)
- Dimensions: 31"x21"x19" (L x W x H)
- Machine Capacity: Pipe 1/2"-4"; Bolt 3/8"-2"



E-239

CAT. NO.	DESCRIPTION	LB
63006	SUPERTRONIC 4SE 1/2" - 4" NPT	232.0
52500	Automatic die head 1/2" - 2"	18.0
64350	Automatic die head 2 1/2"-4"	18.0
89101	Alloy die set 1/2"-3/4" NPT	2.0
89102	Alloy die set 1" - 2" NPT	2.0
59912	Alloy die set for Die Head 64350 only 2 1/2"-4" NPT	3.0
01922R	ROCOOL Thread Cutting Oil 1 gallon	8.0
10640	SUPERJACK Pipe Stand for 1/2" - 8" pipe	25.0
56512	ROGROOVER Mounting Kit for 4SE	9.0
04510R	Cutter wheel	0.5
E-239	Enclosed, wheeled cabinet	165.0
00548A	Open wheeled stand (with tool tray)	56.0

\*RIDGID is a registered trademark of Ridge Tool Co.



## COLLINS® Classic 22A



This top-of-the-range threading machine is suitable for the most demanding pipework applications, on-site threading, prefabrication work, or even production applications. Completely versatile – handles even difficult make-on or breakdown of fittings. High performance output in every way, the result from over 40 years producing the tried and tested Collins® pipe threaders.

- Motor: Heavy-duty, 115V, universal AC/DC, 50/60 Hz. Develops up to 2.3/4 HP
- Left and Right hand optional
- 84db on A scale noise level
- Dual guide precision pipe cutter; 5-blade conical reamer
- 72 rpm No-Load spindle; Optional 54 and 100 rpm
- Collins® SUPER GRIP chucking system with 4 heavy duty jaws at both front and rear
- Long-life HSS precision dies
- Automatic oil feed for optimal lubrication and cooling of dies
- Threading range: Pipe or Conduit 1/8" to 2", Bolt or Rod 1/4" to 2-1/4"
- Safety foot switch
- Optional Open Wheel Stand with tool tray and Closed Wheel Stand with locking tool cabinet

Standard Supply: Threading machine (00579) with built-in pipe cutter and reamer, foot-operated safety switch, 2 snap-o-matic die heads (00063,00066), 2 sets of HSS dies (00028, 00031), 1 gallon oil (01922).

CAT. NO.	DESCRIPTION	LB
	COLLINS® Classic 22A with	240.0
00579	Snap-O-Matic® die head & dies, 72 rpm, 115V	
00587	Snap-O-Matic® die head & dies, 100 rpm, 115V	240.0
00592	Snap-O-Matic® die head & dies, 230V	240.0
00596	UNIQUAD® die head & dies, 72 rpm, 115V	240.0
00597	Automatic die head & dies, 72 rpm, 115V	240.0
00575A	Automatic ball-detent die head & Dies	240.0
00575R	RIDGID® compatible automatic head & dies	240.0
00585	Basic 22A unit without die head/dies	220.0
01623	Replacement jaws (set 8)	5.5
20533	Low indent jaws for plastic-coated pipe (set 8)	5.5
00160	Reamer, 1/8" - 2" conical, 5-blade	6.0
00157	Spare cutter wheel (1)	0.3
00158	Spare cutter wheel (6)	1.0
00159	Cutter assembly, wheel type	11.0
00155	Oil sump baffle	4.0
00045	Open wheel stand with tool tray	54.0
E-239	Threader storage cabinet with wheels	165.0
00154	Waterproof cover	5.0
45001	Mounting Kit for ROGROOVER	7.0
01297	Switch Assembly	10.0
1221-H	Switch Handle	0.3
00028	Dies, Automatic, Snap-o- Matic 1"-2" NPT	2.0
00031	Dies, Automatic, Snap-O-Matic®, 1/2" - 3/4" NPT Set	2.0
00063	Die Head, Automatic, Snap-O-Matic, 1/2-3/4 NPT	12.0
00066	Die Head, Automatic, Snap-O-Matic, 1-2 NPT	12.0

## RHINO® 1/2" to 4" Heavy Duty Threading Machine



Top-quality threading machine for standard use by plumbing and electrical contractors.

- Motor: Heavy Duty, 115 V, AC/DC 50/60 Hz. Develops up to 3 HP
- High speed threading — 25 rpm
- 85db max. noise level
- COLLINS® SUPER GRIP chucking system with 4 heavy duty jaws at both front and rear.
- Automatic die heads 2 1/2" to 4"
- Automatically adjusted thread length
- "Quick Shot" lubricating system
- 2-gallon oil reservoir
- Threading range with optional package: Pipe or conduit 1/2" to 4", Bolt or rod 5/8" to 2 1/4"
- Standard Supply: threading machine with built-in pipe cutter, reamer, foot operated safety switch, 2 1/2" - 4" die heads & dies

CAT. NO.	DESCRIPTION	LB
00550	RHINO® Threading Machine with 2 1/2" - 4" automatic die heads	340.0
P00551C	RHINO® Threading Machine with 2 1/2" - 4" automatic die heads & dies for plastic-coated pipe	340.0
00561	RHINO® optional 1/2" - 2" package with 1/2" - 2" automatic die heads and dies with 1/2" - 2" conical reamer	27.0
00097	Reamer 1/8" to 2" conical, 5-blade reamer assembly	5.5
01894	1/8" to 2" reamer cone only	5.5
00107	2 1/2" - 4" twin-edged blade	5.0
00551	2 1/2" - 4" reamer assembly	5.0
00106	Cutter assembly	40.0
00104	Spare cutter wheel, 1 pack	1.0
00105	Spare cutter wheel, 3 pack	1.0
00548R	Open wheel stand (with tool tray)	56.0
E-239	Threader storage cabinet with wheels	165.0
45004	Mounting kit for ROGROOVER	14.0

## Nipple Chucks



Check out this product on YouTube! under **ROTHENBERGER Nipple Chucks**



00073



### 1/2" - 2"

Nipple chucks convert unthreaded or short pipe lengths into useful close-threaded nipples. Faster and more economical to use than nipple chuck adapter systems

### 2-1/2" to 4" and 5" to 6"

Patented mechanism expands and self-locks pipe from inside for work on short pipe lengths. 5" to 6" nipple chuck assembly can be used on both conduit and pipe (00073)

CAT. NO.	DESCRIPTION	LB
<b>FOR USE WITH PANTHER, 1SE, 2SE, 50R, 4SE:</b>		
00088	NIPPLE MAX Set, 1/2" - 2"	16.0
<b>FOR USE WITH RHINO®, 22A, 33A, 44A, 66A:</b>		
00089	NIPPLE MAX Set, 1/2" - 2", extension bar	20.0
00190	Nipple Chuck, 1/2"	0.9
00191	Nipple Chuck, 3/4"	1.2
00192	Nipple Chuck, 1"	1.6
00193	Nipple Chuck, 1-1/4"	2.2
00194	Nipple Chuck, 1-1/2"	2.6
00195	Nipple Chuck, 2"	4.3
00199	Extension bar	
01850	NIPPLE MAX Set, 1/2" - 2"	15.0
<b>FOR USE WITH ALL COLLINS MACHINES:</b>		
00073	Nipple Chuck Assembly for 5" - 6"	50.0

**N** = NEW PRODUCT

**R** = REPLACEMENT PART

**A** = ACCESSORY

**B** = BARE TOOL



# THREADING ACCESSORIES

## RONOL® and RONOL SYN®



### RONOL® High-performance cutting oil

- Mineral oil basis For threading of all materials, including stainless steel. Mineral-based threading oils may not be permissible in drinking water installations – Please check the pertinent standards in your area.

### RONOL® SYN High-performance cutting fluid

- No mineral oils, purely synthetic. Developed and approved for drinking water and plumbing installations.

CAT. NO.	DESCRIPTION	LB
65008	RONOL® Spray Can 20.3 oz (600 ml)	1.7
65013	RONOL® SYN Spray Can 20.3 oz (600 ml)	1.7

## ROCOOL® Cutting Oil



Special blend of sulfo-chlorinated mineral oil assures long die life and superior quality threads. ROCOOL® cutting oil and automatic through-the-die-head oil flow makes it impossible to cut a dry thread.

CAT. NO.	DESCRIPTION	LB
01922R	ROCOOL® Cutting Oil (1 gallon)	8.0
00001	ROCOOL® Cutting Oil (six 1 gallon containers)	48.0
00002	ROCOOL® Cutting Oil (5 gallons)	40.0
00003	ROCOOL® Cutting Oil (55 gallons)	480.0
<b>N</b> 70753	Bucket Oiler	20.0

# VICES AND STANDS

## Tri-Bench with 6" Chain Vice



- Collapsible, stable frame: Compact size
- Holes and slots: For attaching various tools
- With recesses: For bending tubes 3/8", 1/2", 3/4" O.D.
- Ceiling brace for overhead support of the stand: Secure frame even during difficult work

CAT. NO.	DESCRIPTION	LB
70752	Tri-Bench with Chain Vice (1/8" - 6")	68.0

## Top Screw Cam Lock Vice

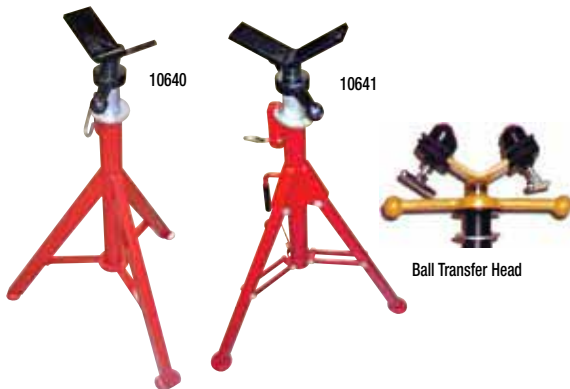


Tough, powerful, bending device and tube support, forged and hardened, wear-resistant jaws, powerful chain

- V-shaped support: Prevents bending during clamping
- Universal vice attachment
- Interchangeable jaws: works with Ridgid® 460 model
- Offset lever and pre-tensioning screw: Quick fastening

CAT. NO.	DESCRIPTION	LB
70716	Vise (1/8" - 6" O.D.)	20.5

## SUPERJACK Pipe Stands



Supports full lengths of pipe, 1/2"-8", when using pipe threading machines

- Height capacity: 27"-50"
- Weight capacity: 2,500 lb. max
- Folding stand includes carrying handle

CAT. NO.	DESCRIPTION	LB
10640	SUPERJACK with V-Head	25.0
00101	SUPERJACK with Ball Transfer Head	29.0
10641	Folding SUPERJACK with V-Head	26.0
10642	Folding SUPERJACK with Ball Transfer Head	30.0
00100	(1) Set of Ball Transfer Head	2.45

## Bench Yoke Vise



Foldable, with automatic closing hook, milled and hardened upper and lower support jaw, powerful smooth-running spindle.

CAT. NO.	DESCRIPTION	LB
70711	Bench Yoke Vise (1/8" - 4" O.D.)	25.0

# PRODUCTION CUTTING MACHINES

## COLLINS® E-Z Cutter®



This high-volume, production cutter makes quick work of 1/4" - 4" pipe and 5/8" - 4 1/2" tubing. The lightweight E-Z CUTTER® is built to withstand everyday use.

- Universal AC/DC motor provides a full 1/2 HP for all-day production needs
- Gear-driven rollers turn the work for true perpendicular cutting
- Ball-bearing assembled cutter wheel revolves freely for even wear
- High-speed tool-steel cutter wheels provide thousands of cuts with no external burr — so clean that no further finishing is needed before applying fittings
- Foot switch provides operator safety while freeing both hands for high-volume production demands
- Drive Type: Gear-driven rollers
- Motor: 2-3/4 HP Universal AC/DC, 50-60 Hz; Optional 230V motor
- Dimensions: 19" x 10" x 19" (L x W x H)

#### FOR BENCH MOUNTING:

- Stationary Support #00036 mounts your 1 1/4" support pipe to the workbench surface
- Roller Bearing Support #00069 slides onto the support pipe and provides easy travel and rotation of work.

#### FOR FLOOR MOUNTING:

- E-Z CUTTER® Stand #00037 bolts to the floor for stationary support
- Pipe Support fitting #00071 (with 1" pipe legs) mounts onto 1 1/4" pipe also using the Roller Bearing Support on support pipe
- SUPERJACK Pipe Stand with Ball Transfer Head #00101 replaces complicated system of support pipe and fittings.

CAT. NO.	DESCRIPTION	LB
00032	E-Z CUTTER® Model A, 115V	121.0
00533	E-Z CUTTER® Model A, 230V	121.0
00033	E-Z CUTTER® Model C, 115V	125.0
00534	E-Z CUTTER® Model C, 230V	125.0
00034R	Steel pipe cutter wheel for galvanized, black, and stainless steel	1.0
00035R	Copper tube cutter wheel	1.0
00535	Soil pipe cutter wheel	1.0
00536	Plastic pipe cutter wheel	1.0
00036R	Stationary support	3.0
00037	E-Z CUTTER® Stand	40.0
00069	Roller bearing support	3.0
00071	Pipe support fitting	1.0
00079	Foot switch, 115V	8.0
02350	Foot switch, 230V	8.0

All models include a heavy-duty footswitch and one pipe cutter wheel. C versions include two heavy-duty rollers and two stationary supports.

# PRESS TOOLS

## ROMAX 3000



The Light-weight in-line style ROMAX 3000 Battery-powered press tool offers the user the ease of getting into tight spaces, but with capacity for pressing copper fittings of 1/2" - 4".

- Constant Force Technology (CFT® ) guarantees the necessary pressing force. The automatic controlled press cycles ensure that the piston retracts to the starting position after the necessary pressing force has been reached
- Jaw fixture rotates 350 °
- 160 cycles on a single battery charge
- LED technology; two strong emitting diodes provide light when working in dark areas
- Dimensions: 24" x 21" x 9" (LxWxH)
- Weight: 7.9 lbs
- Crimp force: 7200 lbs
- Battery: 18 volt, 3 amp, Lithium Ion
- Battery Charge Time: approx 20 min
- Pressing Capacity:
  - Copper 4"
  - PEX 1-1/4"
- Cycle Time: approx 5-6 seconds

CAT. NO.	DESCRIPTION	LB
15800	ROMAX 3000 Kit w/ 6 jaws	59.1
15801	ROMAX 3000 Kit, no jaws	-
15810	Li-Ion Battery	-
15811	Li-Ion Battery Charger	-
93667	Press Ring Set with Actuator (2-1/2" - 4")	-
15222X	1/2" Copper Jaw	4.4
15223X	3/4" Copper Jaw	4.5
15224X	1" Copper Jaw	4.5
15225X	1-1/4" Copper Jaw	5.8
15226X	1-1/2" Copper Jaw	7.4
15227X	2" Copper Jaw	9.9
15251X	3/8" PEX Jaw	4.4
15252X	1/2" PEX Jaw	4.4
15253X	5/8" PEX Jaw	4.4
15254X	3/4" PEX Jaw	4.6
15255X	1" PEX Jaw	4.6
15256X	1-1/4" PEX Jaw	5.85

## ROCONNECT Compact Press Tool



The ROCONNECT Compact lightweight, battery-powered press tool weighs only 3.7 lbs. and connects 1/2", 3/4" and 1" copper tubing or 3/8"-1-1/4" PEX tubing in about 6 seconds. A slim profile allows for one hand operation of the tool while the other hand is free to hold and position the fitting. Its straight design is like an extension of your arm that easily reaches into tight spaces. When a press is complete, the jaws automatically release signaling that the tool is ready for the next press.

- Flexible and cost effective
- Jaw fixture rotates 350° and easily fits into tight spaces
- Secure grips and innovative 2-component housing allows easy 1-handed operation
- Lightweight and compact: Easy access in hard-to-reach areas. Ergonomic design makes for effortless crimping
- LED display shows tool information
- Illumination for safety when working
- Hydraulic jaw release button opens press jaws before crimp is completed, if needed
- High-quality, powerful, long lasting Makita Li-ion battery
- Crimp Force: 5,400 lbs.
- Length: 18-1/4" (465 mm)
- Width (jaws open): 4-1/2" (108 mm)"
- Weight: 3.7 lbs. (1.68 kg)
- Battery: 18V Li-ion
- Crimp cycle time: Approx. 6 seconds
- 12 Minute Quick Charge

CAT. NO.	DESCRIPTION	LB
16001	ROCONNECT Compact Press Tool, No Jaws	3.7
16002	ROCONNECT Compact Press Tool, 1/2"-1" jaws, Battery, charger	16.0
15031V	Compact Press Jaw, 1/2" copper	4.4
15032V	Compact Press Jaw, 3/4" copper	4.4
15033V	Compact Press Jaw, 1" copper	4.4
15930	Compact Press Jaw, 3/8" PEX	4.4
15931	Compact Press Jaw, 1/2" PEX	4.4
15932	Compact Press Jaw, 5/8" PEX	4.4
15933	Compact Press Jaw, 3/4" PEX	4.4
15934	Compact Press Jaw, 1" PEX	4.4
15935	Compact Press Jaw, 1-1/4" PEX	5.4
52176	18V Lithium Battery, 3 amp	1.5
52177	18V Lithium Battery, 1.5 amp	1.5
52178	18V Lithium Battery, Charger, 120V	1.5
14486	GO/NO GO Calibration Gauge 3/8", 1/2", 5/8", 3/4" ASTM F1807 PEX	1.0
14487	GO/NO GO Calibration Gauge 3/8", 1/2", 3/4", 1" ASTM F1807 PEX	1.0

## ROCONNECT Cordless



- 1/2 - 4" capacity
- Interchangeable crimping jaws: Flexible and cost effective
- Secure grips and innovative 2-component housing allows easy 1-handed operation
- LED display shows tool information
- Illumination for safety when working
- High-quality, powerful, long lasting Makita Li-ion battery
- Effortless crimping: Lightweight Pistol Design
- Linear Shear Force: Approx. 32kN
- Crimping per battery charge: Approx. 300 (at NS20)
- Battery: Makita 3.0 Ah Li-Ion
- Battery Charge Time: 22 minutes

### State-of-the-art crimping tool.

The ROCONNECT Cordless combines the simplicity of joining copper pipes without soldering and brazing, with the ease, features, and portability of battery power.

CAT. NO.	DESCRIPTION	LB
16101	ROCONNECT Cordless Tool, No Jaws	18.8
16102	ROCONNECT Cordless Tool, 1/2" - 2" jaws, Battery, charger	22.8
15222X	Press Jaw, 1/2" copper	4.4
15223X	Press Jaw, 3/4" copper	4.4
15224X	Press Jaw, 1" copper	4.4
15225X	Press Jaw, 1-1/4" copper	4.4
15226X	Press Jaw, 1-1/2" copper	4.4
15227X	Press Jaw, 2" copper	4.4
15251X	Press Jaw, 3/8" PEX	4.4
15252X	Press Jaw, 1/2" PEX	4.4
15253X	Press Jaw, 5/8" PEX	4.4
15254X	Press Jaw, 3/4" PEX	4.4
15255X	Press Jaw, 1" PEX	4.4
15256X	Press Jaw, 1-1/4" PEX	5.4
52176	18V Lithium Battery, 3 amp	1.5
52177	18V Lithium Battery, 1.5 amp	1.5
52178	18V Lithium Battery, Charger, 120V	1.5
14486	GO/NO GO Calibration Gauge 3/8", 1/2", 5/8", 3/4" ASTM F1807 PEX	1.0
14487	GO/NO GO Calibration Gauge 3/8", 1/2", 3/4", 1" ASTM F1807 PEX	1.0

## ROCONNECT Corded



- 1/2 - 4" capacity
- Interchangeable crimping jaws: Flexible and cost effective
- Secure grips and innovative 2-component housing allows easy 1-handed operation

### State-of-the-art crimping tool.

The ROCONNECT Corded combines the simplicity of joining copper pipes without soldering and brazing, with the ease, features, and portability of battery power.

CAT. NO.	DESCRIPTION	LB
16201	ROCONNECT Corded Tool, No Jaws	16.6
16202	ROCONNECT Corded Tool, 1/2" - 2" jaws, Battery, charger	20.6
15222X	Press Jaw, 1/2" copper	4.4
15223X	Press Jaw, 3/4" copper	4.4
15224X	Press Jaw, 1" copper	4.4
15225X	Press Jaw, 1-1/4" copper	4.4
15226X	Press Jaw, 1-1/2" copper	4.4
15227X	Press Jaw, 2" copper	4.4
15251X	Press Jaw, 3/8" PEX	4.4
15252X	Press Jaw, 1/2" PEX	4.4
15253X	Press Jaw, 5/8" PEX	4.4
15254X	Press Jaw, 3/4" PEX	4.4
15255X	Press Jaw, 1" PEX	4.4
15256X	Press Jaw, 1-1/4" PEX	5.4
14486	GO/NO GO Calibration Gauge 3/8", 1/2", 5/8", 3/4" ASTM F1807 PEX	1.0
14487	GO/NO GO Calibration Gauge 3/8", 1/2", 3/4", 1" ASTM F1807 PEX	1.0



## Press Jaws



15031

ROTHENBERGER press clamps are suitable for all press tools with a compatible press jaw fixture and a constant axial shearing force of 32 to 34 kN.

*NOTE: Press jaws are subject to wear like all tools and should be examined periodically for damage. In order to ensure proper functionality of the jaws, we recommend regular maintenance at the time of annual press tool inspection, or every 10,000 crimps. If damage is evident, the press jaw should not be used until it can be sent to your nearest authorized press tool service center for inspection and any necessary repairs.*

CAT. NO.	DESCRIPTION	LB
15222X	Press Jaw, 1/2" copper	4.4
15223X	Press Jaw, 3/4" copper	4.4
15224X	Press Jaw, 1" copper	4.4
15225X	Press Jaw, 1 1/4" copper	5.8
15226X	Press Jaw, 1 1/2" copper	7.4
15227X	Press Jaw, 2" copper	10.0
15251X	Press Jaw, 3/8" PEX	4.4
15252X	Press Jaw, 1/2" PEX	4.4
15253X	Press Jaw, 5/8" PEX	4.4
15254X	Press Jaw, 3/4" PEX	4.4
15255X	Press Jaw, 1" PEX	4.4
15256X	Press Jaw, 1 1/4" PEX	5.8
15031	ROTHENBERGER Press Jaws Case	4.4

## Press Rings



ROTHENBERGER Press Rings with proven material and manufacturing quality. Suitable for confined spaces through the catch adjustment.

CAT. NO.	DESCRIPTION	LB
93667	Press Ring Set (2-1/2", 3", 4" rings), actuator, case	28.0
93677	Press Ring XL 2-1/2"	6.0
93682	Press Ring XL 3"	7.0
93687	Press Ring XL 4"	7.0
93692	Press Ring Actuator	5.0

## PEX Hand Crimper



Go/No-Go Gauge

Constructed of hardened steel for durability with an Ultra-Lite fiberglass reinforced composite handle, Rothenberger Pex Crimpers are ideal for making copper crimp ring connections in potable water and radiant heating applications.

- Crimps meet ASTM F1807 Specifications.
- Each tool is supplied with a go/no-go gauge.
- Crimp Cavity does not skive the copper ring or cause it to fishtail during crimping process.
- Glass-filled composite handles reduce fatigue especially when working overhead.
- Properly maintained crimpers are expected to make over 100,000 crimps in their life cycle.
- Minimal Calibration Adjustments.

CAT. NO.	DESCRIPTION	LB
12427	1" PEX Crimper	4.0
12428	1/2" & 3/4" PEX Crimper Combo	3.3
14486	Go/No-Go Gauge, for 3/8", 1/2", 5/8", 3/4" crimps	1.0
14487	Go/No-Go Gauge, for 3/8", 1/2", 3/4", 1" crimps	1.0

## PEX Medium Handle Crimper



Time-tested by the professional plumbing contractor, this medium handle crimper is considered the standard of the industry. Its crimp eliminates the unsightly appearance of tool marks and distortion of crimped rings. Effortless crimping action as loads are dramatically reduced with this innovative design. The longer length on this tool promotes productivity and minimizes user fatigue.

CAT. NO.	DESCRIPTION	LB
12431	1" PEX Crimper, 16" Handle	4.0

## Ring Removal Tool



- Suitable for use on 1/2", 5/8", 3/4" and 1" Pex Pipe Sizes.
- Cutting blade only penetrates the ring and Pex pipe. No fitting damage is possible with this tool.
- Two cuts on the ring allow the user to reclaim the fitting.
- Cushioned grips create comfort.
- Replacement blades readily available.

CAT. NO.	DESCRIPTION	LB
12430	PEX Ring Removal Tool	1.3

## Clamp Pincer Ratchet Tools

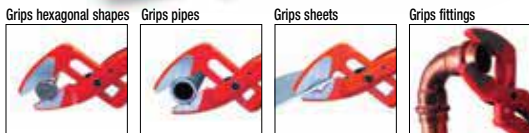


- Only one tool is required for 3/8", 1/2", 3/4" or 1" Clamps.
- Ratchet mechanism assures complete crimps.
- A tool calibration gage is provided to verify the tool is in adjustment.
- Made in the USA from heat treated steel which provides durability and longevity.
- Tool length is 11".

CAT. NO.	DESCRIPTION	LB
12429	PEX Stainless Clamp Pincer Ratchet Tool	1.0

# PLIERS & PIPE WRENCHES

## ROGRIP® Self-Adjusting Multi-Purpose Pliers



For use on various forms of material. With a perfect grip and improved leverage, the ROGRIP® offers many advantages over conventional pliers. Made of drop forged chrome vanadium steel.

- High quality Duramant® surface coating
- Double hardened teeth
- Improved leverage compared to conventional pliers
- Automatic fit on various forms of material up to 1-5/8" (42 mm) dia.

CAT. NO.	DESCRIPTION	LB
70558	ROGRIP® 10"	1.0

## ROLOCK®



A professional-grade water pump pliers with jaw locking system, provides a secure grip on round, square or hex-shaped items with the push of a button.

CAT. NO.	DESCRIPTION	LB
70531	ROLOCK® 7"	0.5
70532	ROLOCK® 9"	0.8
70533	ROLOCK® 12"	1.0

## Water Pump Pliers



Complies with DIN 5231 D, with heavy duty box joint, chrome vanadium steel, drop forged, tempered, polished head and joint.

- Adjustable for 7 sizes, stable, tough
- Induction hardened teeth with high wear resistance
- Crush & clamp guard

CAT. NO.	DESCRIPTION	LB
70521	7" (Max. O.D. 1")	0.5
70522	10" (Max. O.D. 1 1/4")	0.8
70523	12" (Max. O.D. 1 1/2")	1.1
70522D	10" Counter Display (12 pieces)	10.0

## ROGRIP Waterpump Pliers



CAT. NO.	DESCRIPTION
10213	ROGRIP F 7" (18 pt)
10214	ROGRIP F 10" (18 pt)
10215	ROGRIP M 7" (10 pt)
10216	ROGRIP M 10" (10 pt)

- Increase in grip capacity of 30%:
  - 7" pliers up to 1-1/4"
  - 10" pliers up to 2"
- 3-point handle grips up to maximum dimension of pipe and prevents slipping.
- Wider handles are more ergonomic, comfortable, and provide more torque.
- Ergonomic curve-shaped design especially for large pipe dimensions.
- Double hardened jaws are extremely durable.
- Made of Chrome Vanadium steel.

## Heavy Duty Pipe Wrench



Monoblock cast body with high strength, double T profile, forged jaw an hook, fine-polished teeth set against turning direction, induction hardened, tempered, and anti-slip adjustment screw. Complies with US standard GGG-W-651 Type I Class A.

- Spring-supported hook: One-handed ratchet-like use, self-clamping
- Quick preset of tube diameter using scale on hook

CAT. NO.	DESCRIPTION	LB
70150	8" (Max. O.D. 1")	1.0
70151	10" (Max. O.D. 1 1/2")	2.0
70152	12" (Max. O.D. 2")	3.5
70153	14" (Max. O.D. 2")	4.5
70154	18" (Max. O.D. 2 1/2")	6.5
70155	24" (Max. O.D. 3")	10.5
70156	36" (Max. O.D. 5")	20.0
70157	48" (Max. O.D. 6")	37.0

## Aluminum Pipe Wrench



Features similar to HEAVY DUTY  
Complies with US standard GGG-W-651 Type I Class B

- Extremely light aluminum alloy with high strength: Approx. 40% lighter than steel
- ALUMINUM Pipe Wrench for PVC Coated Conduit has specially designed jaws for gripping coated pipe. Protects plastic coating

CAT. NO.	DESCRIPTION	LB
	CONDUIT	
70159	10" (Max. O.D. 1 1/2")	2.0
70160	14" (Max. O.D. 2")	3.0
70161	18" (Max. O.D. 2 1/2")	4.0
70162	24" (Max. O.D. 3")	6.0
70163	36" (Max. O.D. 5")	11.5
70164	48" (Max. O.D. 6")	20.0
	FOR PVC COATED CONDUIT	
P70159C	10" Aluminum Pipe Wrench for PVC Coated Conduit (Max. O.D. 1 1/2")	2.0
P70160C	14" Aluminum Pipe Wrench for PVC Coated Conduit (Max. O.D. 2")	3.0
P70161C	18" Aluminum Pipe Wrench for PVC Coated Conduit (Max. O.D. 2 1/2")	4.0
P70162C	24" Aluminum Pipe Wrench for PVC Coated Conduit (Max. O.D. 3")	6.0

## Heavy Duty End Pipe Wrench



Features similar to HEAVY DUTY  
Complies with US standard GGG-W-651 Type IV

- Offset wrench head: Ideal for work in confined spaces or close to walls

CAT. NO.	DESCRIPTION	LB
70166	10" (Max. O.D. 1 1/2")	1.7
70167	14" (Max. O.D. 2")	3.2

## Aluminum Offset Pipe Wrench



Complies with US standard GGG-W-651 Type I Class B

- Extremely light aluminum alloy with high strength: Approx. 40% lighter than steel
- Offset wrench head: Ideal for work in confined spaces or close to walls

CAT. NO.	DESCRIPTION	LB
70115	14" (Max. O.D. 2")	3.0
70116	18" (Max. O.D. 2 1/2")	4.0

## Chain Pipe Wrench 4"



Profile handle made of drop forged, chrome vanadium steel, polished head and powerful chain made of tempered special steel.

- Double-sided teeth surface set against the turning direction: Works in both directions without re-inserting

CAT. NO.	DESCRIPTION	LB
70235	12" (Max. O.D. 4")	2.0

## Heavy Duty Chain Pipe Wrench



Very tough design for the most demanding applications, tried and tested in pipeline construction. Forged jaws and handle; replaceable jaws.

- Strong chain made of tempered steel: Fits every cross-section
- Double-sided tooth system for ratchet-like use: For right and left-handed motion

CAT. NO.	DESCRIPTION	LB
70243	27" (Max. O.D. 2 1/2")	6.0
70244	37" (Max. O.D. 4")	12.0
70245	44" (Max. O.D. 6")	25.0
70246	50" (Max. O.D. 8")	33.0
70247	63" (Max. O.D. 12")	62.0

## TUBE CUTTERS

### 35 PRO / 42 PRO Tube Cutter



Cuts tubes made of:

- copper, brass, aluminum, thin-walled steel
- PE, PP, PVDF, plastic-coated tubes
- stainless steel

CAT. NO.	DESCRIPTION	LB
70027	PRO 35 (O.D. 1/4" - 1 3/8")	1.0
70029	PRO 42 (O.D. 1/4" - 1 5/8")	1.2
70017B	Cutter Wheel, 2 pack	0.3
70017D	Cutter Wheel, 5 pack	0.3
21652B	Deburring Blades, 10 pack	0.3
21652	Deburring Blades, 1 pack	0.1
70041	Axle and screw	0.1

## MINICUT 2000



Tube cutter for copper tubes. Ergonomic design of body and knob with seating surface for the hand during turning.

- Large knurled knob, handy design: Fatigue-free pressure control
- Two guide rollers with recess: Cuts close to flares
- Handy design with small working radius of 1-3/4" (45 mm): Ideal for hard to reach places

CAT. NO.	DESCRIPTION	LB
70105	MINICUT 2000 (O.D. 1/8" - 7/8")	0.4
70017B	Cutter Wheel, 2 pack	0.3
70017D	Cutter Wheel, 5 pack	0.6
70041	Axle and screw	0.1

## MINI MAX



Tube cutter for copper tubes. Ergonomic design of body and knob with seating surface for the hand during turning.

- Large knurled knob, handy design: Fatigue-free pressure control
- Two guide rollers with recess: Cuts close to flares
- Handy design with small working radius of 1-3/4" (45 mm): Ideal for hard to reach places

CAT. NO.	DESCRIPTION	LB
70015	MINI MAX (O.D. 1/8" - 1 1/8")	0.8
70017B	Cutter Wheel, 2 pack	0.3
70017D	Cutter Wheel, 5 pack	0.6
70041	Axle and screw	0.1

## Tube Cutter 30 / Tube Cutter 50



Tube cutter for copper tubes.

- Retractable internal deburrer and spare cutter wheel in handle: Always within reach
- Two guide rollers with recess: For cuts close to flares

CAT. NO.	DESCRIPTION	LB
71019	Tube Cutter 30 (O.D. 1/8" - 1 1/8")	0.7
70065	Tube Cutter 50 (O.D. 1/2" - 2")	0.8
70017B	Cutter Wheel, 2 pack	0.3
70017D	Cutter Wheel, 5 pack	0.6
70056D	Stainless Steel Cutter Wheel, 5 pack	0.6
70041	Axle and screw	0.1

## Automatic Tube Cutter



Ratchet telescopic cutter for copper, brass, aluminum, thin-walled steel, and plastic coated tubes.

- Ratchet telescopic guide with automatic spring-driven withdrawal: Quick adjustment, fast opening
- Retractable internal deburring tool and spare cutter wheel in handle: Always within reach

CAT. NO.	DESCRIPTION	LB
70030	Automatic size 1 (O.D. 1/8" - 2 5/8")	2.0
70017B	Cutter Wheel, 2 pack	0.3
70017D	Size 1 Cutter Wheel, 5 pack	0.3
70028	Plastic Wheel	0.3
70142	Automatic size 2 (O.D. 2" - 5")	3.5
70143	Automatic size 3 (O.D. 4" - 6 5/8")	4.0
70057D	Spare cutter wheel sizes 2/3, 2 pack	0.1
21652B	Spare deburring blade sizes 1/2/3, 10 pack	0.3
50049	Axle and screw	0.1

## PIPESLICE



Cutting copper tubing has never been easier! Simply snap the cutter onto the tube and turn.

- Cut tubes with less turns
- Self-clamping and self-alignment: No re-adjustment necessary
- Less space required: Ideal for hard to reach places
- Cast aluminum casing

CAT. NO.	DESCRIPTION	LB
88807	PIPESLICE 1 (Nominal dia. 3/8"; O.D. 1/2")	0.6
88810	PIPESLICE 2 (Nominal dia. 1/2"; O.D. 5/8")	0.6
88808	PIPESLICE 3 (Nominal dia. 5/8"; O.D. 3/4")	0.6
88802	PIPESLICE 4 (Nominal dia. 3/4"; O.D. 7/8")	0.6
88814	PIPESLICE 5 (Nominal dia. 1"; O.D. 1 1/8")	1.0
88806	Spare cutter wheel for 1/2/3	0.1
88803	Spare cutter wheel for 4/5	0.1

## Chain Tube Cutter



For copper, brass, aluminum, thin-walled steel tubes, & plastic coated tubes.

- Stable chain with 15 mini cutter wheels, two-step adjustment: Ideal for working in confined spaces such as parallel-running tubes
- Chrome-plated with PVC handles

CAT. NO.	DESCRIPTION	LB
70285	MULTICUT 65 (O.D. 1" - 2")	1.3
70286	Cutter Wheel Chain	0.4

## ROTRAC Tube Cutters



High precision tube cutter for copper tubes.


- Smooth-running telescopic action for consistent working radius, blade advances faster
- ROTRAC Plus Cutters feature a large knurled knob
- Rolling stop protects cutter wheel
- Protected screw spindle prevents dirt ingress and jamming
- Cast aluminum design is compact and light

CAT. NO.	DESCRIPTION	LB
70010	ROTRAC 28 (O.D. 1/8" - 1 1/8")	1.0
70011	ROTRAC 42 (O.D. 1/4" - 1 5/8")	1.0
70007B	Cutter Wheel, 2 pack	0.3
70007X	Cutter Wheel, 10 pack	0.1
70020	ROTRAC 28 Plus (O.D. 1/8" - 1 1/8")	1.0
70021	ROTRAC 42 Plus (O.D. 1/4" - 1 5/8")	1.0
70012	ROTRAC 20PL for plastic pipe (O.D. 1/8" - 3/4")	1.0
70013	ROTRAC 32PL for plastic pipe (O.D. 3/16" - 1 1/4")	1.0
70018	ROTRAC 42 for flexible gas pipe (O.D. 1/4" - 1 5/8")	1.0
90007	Cutter Wheel, stainless steel	0.1

ROTHENBERGER		FITS CUTTERS FROM	
Cutter Wheel Part No.	RIDGID®	Lenox®	
<b>70007B 2-Pack</b> fits Rothenberger cutters 70010, 70011, 70020, 70021	101, 118, 150, 151, 152, 153, 205 <i>replaces #33185</i>		
<b>70017B 2-Pack</b> fits Rothenberger cutters 70401, 70402, 70105, 70019, 70065, 70027, 70030	10, 15, 20 <i>replaces #33160</i>	21010, 21011, 21012, 21013 <i>replaces #21192, 21017</i>	

Ridgid® is a Registered Trademark of The Ridgid Tool Co. Lenox® is a Registered Trademark of NewellRubbermaid.

## Steel Pipe Cutters



- Hardened cutter wheel made of high alloy steel: Long service life
- Burr-free external cutting: Immediate thread cutting possible
- Optional cutter wheel for cast iron pipes

CAT. NO.	DESCRIPTION	LB
70040	1 1/4" Pipe Cutter (O.D. 1/8" - 1 1/4")	2.5
70046D	Cutter Wheel, 1 1/4", 3 pack	0.5
70045	2" Pipe Cutter (O.D. 1/8" - 2")	5.5
70051D	Cutter Wheel, 2", 3 pack	0.5
70054	Cutter Wheel for cast iron, 2"	0.3
P70045C	2" Pipe Cutter for Plastic Coated Pipe (O.D. 1/8" - 2")	5.5
70060	4" Pipe Cutter (O.D. 2" - 4")	17.0
70061D	Cutter Wheel, 4", 2 pack	0.5
P70060C	4" Pipe Cutter for Plastic Coated Pipe	17.0

## ROCUT® 26TC PEX Cutter



New direct cut action shear with a stainless steel blade for fast and accurate cuts on PEX, PE, PP, and CPVC plastic pipe.

CAT. NO.	DESCRIPTION	LB
52005	ROCUT 26TC (Max O.D. 1")	0.8

## ROCUT® 32TC PEX Cutter



New light and sturdy cutter for PEX, PE, PP, CPVC, and multi-layer pipe. Blade is flat to "turn and cut."

CAT. NO.	DESCRIPTION	LB
52040	ROCUT 32TC (Max O.D. 1 1/4")	1.6
52041	Replacement Blade	0.3

## ROCUT® Professional PVC Shears



For precise cutting of PVC, PP, PE, PEX, PB, and PVDF pipes.

- Double-sided blade and ratchet support: Precise force transfer and precise guided cutter feed
- Stainless steel blade with V-edge: Pin-point precision without deformation
- Releasing lever: Automatic, controlled opening of the blade at the push of a button
- Wide pipe support: Precise, right-angled cut
- Ideally meshed cutting curve: Minimum effort during cutting
- Safety lock

CAT. NO.	DESCRIPTION	LB
52000	ROCUT® 42TC (Max O.D. 1 5/8", Sch. 40 PVC 1 1/4")	1.0
52010R	ROCUT® 50TC (Max O.D. 2" Sch. 40 PVC 1 1/2")	1.4
<b>N</b> 52030	ROCUT® 63TC Teflon Coated Blade (Max O.D. 2 1/2", 40 PVC 2")	1.4
52015	ROCUT® 75TC (Max O.D. 3" Sch. 40 PVC 2 1/2")	3.6
52042	Replacement blade, 42TC	0.3
52011	Replacement blade, 50TC	0.4
52031	Replacement blade, 63TC	0.4
52016	Replacement blade, 75TC	0.5
80205	Replacement axle and nut	0.1
5685004	Replacement spring (42TC, 50TC, 63TC)	0.3
5687504	Replacement spring (75TC)	0.3

## ROCUT® Economy Plastic Pipe Shears



Standard action cutters provide a fast, clean cut on most types of plastic pipes.

CAT. NO.	DESCRIPTION	LB
55090E	ROCUT® 32 (Max O.D. 1 1/8", Sch. 40 PVC 1")	1.2
55091E	ROCUT® 42 (Max O.D. 1 5/8" Sch. 40 PVC 1 1/4")	1.6
55095E	ROCUT® 63 (Max O.D. 2 3/8" Sch. 40 PVC 2")	3.5
50032	Replacement blade, 32	0.5
50042	Replacement blade, 42	0.8
50063	Replacement blade, 63	1.5



# DEBURRING & REAMING TOOLS

## Universal Internal/External Deburring Tools



Quick and easy deburring. For copper, steel and stainless steel, with polished cutting bit made of hardened special steel, smooth-running.

CAT. NO.	DESCRIPTION	LB
70075	For copper and stainless steel (O.D. 1/8" - 2")	0.4
11006X	Heavy Duty, For copper and stainless steel (O.D. 1/8" - 1 3/8")	0.3
11006R	For copper and plastic (O.D. 1/8" - 1 3/8")	0.3

## Ratchet Pipe Reamer 1/4" - 2"



Rapid and clean deburring of steel tubes, with smooth-running ratchet; cutting bit made of tempered steel.

CAT. NO.	DESCRIPTION	LB
70289	Ratchet internal reamer (O.D. 1/4" - 2")	5.9
70296	Reamer blade	0.5

Deburring Tools



For fast deburring of edges, tubes and sheets; replaceable blades.

CAT. NO.	DESCRIPTION	LB
21660	Deburring tool with HSS deburring blade (blade not replaceable)	0.1
21655	Deburring tool with deburring blade no. 1	0.2
21652	HSS deburring blade no. 1 universal, 1 pack	0.3
21652B	HSS deburring blade no. 1 universal, 10 pack	0.2

\*HSS = High Speed Steel

# INSTALLATION TOOLS

## Strap and Fitting Wrench



Made of special aluminum alloy, with replaceable nylon strap.

- Safe to use on chrome-plated fittings: No damage to polished surfaces

CAT. NO.	DESCRIPTION	LB
70240	12" Strap Wrench (Max O.D. 3")	1.0
70241	12" Strap Wrench (Max O.D. 8")	1.3
70268	Strap for 70240	0.5
70269	Strap for 70241	0.5

# PIPE FREEZING

## Freeze-Pak Instant Pipe Freezing Kit



Check out this product on YouTube! under **ROTHENBERGER FREEZE-PAK**

Foam sleeves wrap pipe and are fastened with plastic ties.

Quick Freeze is sprayed into center of foam wraps until frost appears on outside, indicating pipe section is frozen.

Repair is made between 2 frozen pipe sections.



The FREEZE-PAK is the ideal way to make quick repairs without draining or interruption of water supply. Quick Freeze spray produces a temporary ice plug in plumbing and heating systems that will last up to 30 minutes.

- Produces an ice plug in 10 minutes
- Works on copper, iron, lead or plastic pipes
- Works vertically and horizontally
- Safe to use - CFC free
- Size range: 1/4" - 1" O.D.

CAT. NO.	DESCRIPTION	LB
64004	FREEZE-PAK Kit	1.7
64002	Foam pipe jacket replacement, 2 pieces	0.3
64001	Quick Freeze Spray replacement, 17.5 oz. (500 g)	1.4

Kit includes 1 can Quick Freeze spray (64001), 2 foam pipe jackets, 4 plastic ties

# SOLDERING AND BRAZING TORCHES

## ROFIRE Hand Torch



Provides fast burner exchange with a flick of the wrist.

### ROFIRE with Cyclone Burner

Self-igniting piezo ignition: Immediate flame at the push of a button!

- High-performance Piezo ignition: Reliable lighting up to 30,000 ignitions
- High-impact fiber-reinforced body
- Fine regulating valve: allows for precise flame adjustment
- Trigger on/off: Lights instantly; shuts off if dropped or released
- Trigger guard
- Locking button: Provides continuous flame for hands-free use
- Longer skirt for stability on the bottle: this reduces thread damage

CAT. NO.	DESCRIPTION	LB
35415	ROFIRE Hand Torch	0.9
35431	SUPERFIRE3 Torch	1.5
35455	Pin-point burner	0.2
35456	Standard burner	0.2
35457	Swirl-flame burner	0.2
35458	Hot-air burner	0.5
35459	Soft-flame burner	0.8
31043	Flame reflector	0.2

## SWEATBOX™ II




A handy kit that includes all the tools needed to sweat copper.

- SUPERFIRE3 Heavy Duty Torch (35431)  
Swirl-flame burner tip  
Reliable Piezo ignition  
MAP-Pro™/propane anti-flare
- PRO 35 Tube Cutter (70027)  
Cuts 1/4" - 1-3/8" O.D. copper  
Bearing designed for smooth action  
Spare cutter wheel in handle  
Retractable reamer
- MINI MAX Tube Cutter (70015)  
Cuts 1/4" - 1-1/8" O.D. copper  
Compact design  
Smooth actuation  
Small working radius for confined spaces
- Carry case

CAT. NO.	DESCRIPTION	LB
P20023	SWEATBOX™ II	2.8

## Torch Reflector



Protects surrounding materials or walls when soldering pipes.

- Mounts onto most burner tips: Nothing separate to hold or attach to pipe
- Evenly heats pipe: Saves energy and time
- Durable stainless steel
- 2-1/2" wide

CAT. NO.	DESCRIPTION	LB
31043R	Torch Reflector (Mounting Dia. 5/8" - 7/8")	0.2

## ROFIRE Swivel Torches



Torch heads swivel 360° to make reaching the soldering area easier.

- Fast and easy soldering
- Cyclone burner
- Targeted, efficient heat output

CAT. NO.	DESCRIPTION	LB
35016	ROFIRE Swivel PRO Cyclone Piezo	1.0
35014	ROFIRE Swivel PRO Cyclone	1.0
35012	ROFIRE Swivel PRO Double Barrel	1.0

## MAPP® and Propane Gas



- Extremely high flame temperature, utmost burning performance
- Guaranteed constant top burner performance
- Poses no health risks (contains no BUTADIENE)
- Easy to use
- Increased user safety
- Longer periods of use

CAT. NO.	DESCRIPTION	LB
50012	MAP-Pro™	2.0
50010	Propane	2.0

**Plumber's 7-piece Repair Kit**



All the tools you need for a typical repair job in a sturdy carrying case. Kit Includes: Heavy-duty tool bag (40231), ROTRAC 42 Plus (70021), 18" aluminum pipe wrench (70161), ROCUT 50TC shear (52010), ROFIRE swivel torch (35016), 10" plumber's pliers (70522), basin wrench (70225).

CAT. NO.	DESCRIPTION	LB
70615	Plumber's 7-piece repair kit	17.8
40231	Tool bag	4.0

**PIPE AND DRAIN INSPECTION SYSTEMS**  
**ROSCOPE® 1000 Video Scope**

**NEW PRODUCT**



69600



69605



69606

- Patented Self-leveling camera head keeps picture upright
- Ergonomic shape allows for single hand operation
- Dual core processor
- Records pictures and videos on SD card
- Zoom and scroll features
- Picture resolution 720x480
- Li-Ion battery

**Modules:**

**Pipe 25/ 16 Module: 52' Line Detection Unit:**

With the ROSCOPE® 1000 Set Pipe 25/16 module you can inspect pipes up to 4" O.D. The flexible camera head allows for 90° bends and precisely locating the camera head is simple with the integrated transmitter.

**ROLOC PLUS:**

Underground Line Detection Unit. Turn your ROSCOPE® 1000 into an underground line detection unit with the ROLOC PLUS module! The simple and clear menu design guides you step-by- step through the locating process. Choose different frequencies and pin-point the depth and location of the transmitter.

CAT. NO.	DESCRIPTION
69600	ROSCOPE® 1000 Set
69605	ROSCOPE® 1000 Pipe 25/16 Module
69606	ROSCOPE® 1000 ROLOC PLUS
69601	ROSCOPE® 1000 TEC Module
69615	Hook, Magnet, Mirror
69616	Audio Ear Buds
69604	Extension (48"/1.2m)
69618	Replacement Battery
69619	Replacement Battery Charger

**ROSCOPE® 500**



The ROSCOPE® 500 Waterproof hand-held Optical Imager is lightweight & compact. The cable maneuvers easily to navigate a 1-1/2" P-trap.

- Runs on (4) AA batteries
- Still Image Capture Capability
- USB cable included for image downloads
- Store over 2000 images
- 2.45" color LCD screen
- 180 degree image position capability

CAT. NO.	DESCRIPTION	LB
69500NT	ROSCOPE® 500	5.1
92312	Carry Case	-
93060	6' extension	-
93078	USB Cable	-
93089	14mm imager	-
93090	Accessory Kit (hook,magnet,mirror)	-

# DRAIN CLEANING EQUIPMENT

## R600 Drain Cleaning Machine



For pipes 3/4" - 6" diameter, the R600 is ideal for installation and maintenance work in hospitals and municipal buildings.

- Reinforced guide hose sheathing with precision quick coupling: Safe, kink-free cable feed; prevents dirt ingress
- Die-cast aluminum frame and fiberglass reinforced side panels: Extremely light and sturdy
- Clamping device: For secure lengthening/shortening of cables
- Lockable drive lever: Serves as carrying handle
- Optional tri-pod stand: Provides safe, non-slip, higher position of machine when working on toilets and inspection holes
- Cable size 7/8" (22 mm) and 5/8" (16 mm)
- For pipe sizes: 3/4" - 6" (20 - 150 mm) dia.
- Maximum working length: 200 ft. (61 m) with 7/8" cables, 165 ft. (50 m) with 5/8" cables
- Rating: 0.4 kW (0.55 HP) RH and LH drive
- Speed: 467 rpm

Drive lever locked in stop position — serves as carrying handle



Manual feed is done by means of a working loop bend



CAT. NO.	DESCRIPTION	LB
72869V	R600V machine only	46.0
72676	R600 with accessories Includes: 5 x cables 7/8" dia. (72441), cable basket (72112), guide hose (72541), guide glove (72120), separating pin (72101), straight auger (72221), bulb auger (72263), spade head cutter (72261), funnel auger (72222), serrated forked cutter (72250)	105.0
72541	Guide Hose, 13 ft.	6.0
72638	Clutch Jaws with springs, R600	2.0
58182	Tri-pod Stand, collapsible	16.5
72101	Separating Pin, 7/8", 1 1/4"	0.1
72112	Cable Basket for 7/8" cables, 74 ft. max	3.6
72120	Cable Guide Glove, left	0.5
72121	Cable Guide Glove, right	0.5
72441	Cable, 7/8" dia., 15'	9.5



58182



72112

Cables not included

# TEST PUMPS

## RP50-S Precision Test Pump



For quick and exact compression testing and leak testing on pipe systems and containers in plumbing and heating installation, and in boiler and pressure vessel manufacture. Ideal for filling solar systems. Indispensable testing device for every installer. Fill and compression test in one work session, with water or oil.

- Twin valve system in monoblock design: constant pressure levels and reduction of leak-prone connections
- Steel reinforced test hose: no false reading from hose bulging
- Distortion proof handle with lockable arm and ergonomic rubber grip doubles as a carrying handle
- High performance: long-stroke for quick filling
- Testing and pressure range:
  - 0-60 bar, 1 bar steps
  - 0-860 psi, 20 psi steps
  - 0-6 MPa, 0.1 MPa steps
- 3.2 gallon tank capacity
- 1.5 oz/stroke suction capacity
- Dimensions: 28-1/2" L x 6-5/8" W x 10-1/4" H
- R 1/2" connection

CAT. NO.	DESCRIPTION	LB
60200	RP50-S Test Pump	16.0
60201	RP50-S Repair Kit	0.2

**INTRODUCING OUR...**

# **FACTORY WARRANTY SERVICE CENTER**

**The Greenlee Factory Service Center (GFSC) offers quality repair of select Greenlee products that meet original manufacturing specifications and includes:**

- Service performed by skilled factory technicians.
- Quick Repair with genuine Greenlee specified parts.
- Complete performance and safety inspection.
- Replacement of damaged and worn parts.
- Direct support of factory engineers.
- Factory diagnostic equipment to properly reprogram Gator® battery tools to factory specifications.
- All warranty repairs for Gator® battery tools.

**Greenlee tools that can be sent to GFSC for repair include all models of Gator® battery tools, hydraulic tools, hydraulic powered tools (Greenlee Utility or Fairmont), benders and pullers.**

**1.800.435.0786**  
**factoryserv@greenlee.textron.com**  
**www.greenlee.com**



# AUTHORIZED SERVICE CENTERS

## USA Regional Warranty Centers

### ALABAMA

#### BIRMINGHAM

Alabama Jack Co.  
1140 5th Ave. N 35203-1502  
Telephone: 205-251-8156

### ARIZONA

#### PHOENIX

Glendale Industrial  
2224 N. 23rd Ave. 85009  
Telephone: 602-218-4149

### CALIFORNIA

#### GARDENA

B&G Industrial  
1627 W. 130th St. 90249  
Telephone: 310-327-0804

#### HAYWARD

California Service Tool  
26250 F Corporate Ave. 94545-3900  
Telephone: 510-751-1513

### COLORADO

#### BRIGHTON

Quest  
812 Baseline Pl. #4 80603  
Telephone: 720-685-9091

### CONNECTICUT

#### EAST HARTFORD

Jossam Tool  
411 Burnham St. 06108  
Telephone: 860-289-4064

#### NEW HAVEN

Colony Hardware Supply  
15 Stiles St. 06512-1710  
Telephone: 203-466-5252

### FLORIDA

#### FT. LAUDERDALE

Broward Hydraulic Jack Service  
3907 S.W. 12th Ct. 33312-3483  
Telephone: 954-583-2504

### GEORGIA

#### ATLANTA

Power Tool Service  
1939 Hills Ave. NW 30318-2814  
Telephone: 404-605-0101

### HAWAII

#### HONOLULU

Air & Hydraulic Services  
842 Ilaniwai St. 96813-5223  
Telephone: 808-597-8051

### IOWA

#### DES MOINES

3E Service Center  
1808 Delaware Ave. 50317-6341  
Telephone: 515-266-8890

### KENTUCKY

#### LOUISVILLE

Bailey Tool  
1338 S. Shelby St. 40217-1107  
Telephone: 502-635-6340

### LOUISIANA

#### NEW ORLEANS

Beerman Precision  
4206 Howard Ave. 70125-1327  
Telephone: 504-207-6037

### MARYLAND

#### BALTIMORE

White Cap Supply  
1200 66th St. 21237-2541  
Telephone: 410-483-4300

#### UPPER MARLBORO

Colony Hardware Supply  
8051 Penn Randal Pl. 20772  
Telephone: 301-967-2844

### MINNESOTA

#### ST. PAUL

Total Tool  
315 N. Pierce St. 55104-5229  
Telephone: 651-646-4055

### MISSOURI

#### MARYLAND HEIGHTS

Frost Electric  
2429 Schuetz Rd. 63043  
Telephone: 314-456-4004

### NEBRASKA

#### LINCOLN

Total Tool  
800 Q St. 68508-1388  
Telephone: 402-476-6673

### NEW JERSEY

#### EAST ORANGE

Von Rohr Equipment  
2 New Main St. 07019  
Telephone: 973-748-9111

#### NEWARK

Metro Hydraulic  
1271 McCarter Hwy. 07104-3711  
Telephone: 973-350-0111

### NORTH CAROLINA

#### DURHAM

Payne's Tool & Supply  
5010 Hwy 5 27713  
Telephone: 919-544-9134

### OHIO

#### CINCINNATI

Contractor's Choice  
2070 Schappelle Lane 45240-2713  
Telephone: 513-851-9070

#### CLEVELAND

A & A Hydraulic  
5301 W. 161st St. 44142  
Telephone: 216-362-4000

### OREGON

#### BEAVERTON

Karn Repair  
1800 NW 169th Place, Suite D300 97006  
Telephone: 503-690-9500

### TEXAS

#### CARROLLTON

FWB Rentals  
1419 Hutton Dr. 75006  
Telephone: 972-245-6017

### WASHINGTON

#### SPOKANE

Edge Construction  
1503 E. Riverside 99202  
Telephone: 509-535-9841

## Canadian Regional Warranty Centers

### ALBERTA

#### CALGARY

Western Utility  
3347 58th Ave SE T2C 0B4  
Telephone: 403-291-1121

### MANITOBA

#### WINNIPEG

Athena Small Equipment Repair  
1125 Empress St. R3E 3H1  
Telephone: 204-786-1900

### ONTARIO

#### KITCHENER

The Tool Doctor – Kitchener  
30 Manitou Dr. Unit C N2C 1L3  
Telephone: 519-748-4780

#### SCARBOROUGH

The Tool Doctor – Ontario  
70 Milner Ave. Unit 2 M1S 3P8  
Telephone: 416-292-2290

### QUEBEC

#### MONTREAL

Inolec  
100 Port-Royal St. East H3L 1H7  
Telephone: 514-384-9021

#### QUEBEC

Service d'Outillage Central  
2410 Boul Central G1P 3N8  
Telephone: 418-682-0560

## Canadian TEST INSTRUMENTS ONLY

### ONTARIO

#### WOODBIDGE

Cal-Lab Instrumentation  
4120 Steeles Ave. West Unit 5 L4L 4V2  
Telephone: 905-850-8826

### QUEBEC

#### STE-ANNE-DE-BELLEVUE

ITM Instruments  
20800 Industrial Blvd. H9X 01A  
Telephone: 514-457-7280

For additional non-warranty service center locations, please contact Greenlee Customer Support at 800-435-0786.



# INDEX

## Alphabetical Product Index

### A

Abrasion Shield.....	117
AC Adapters for Battery-Powered Tools.....	262
AC Clamp-on Meters.....	395-396
AC/DC Clamp-on Current Adapter.....	386
Accessory Shoe Groups.....	153
ACSR Cable Cutter.....	241
ACSR, Guy Strand & Steel Cutting.....	236
Adapter Cleaning Wands.....	355
AdapToner Kit.....	316
AdapToner Modular Breakout Tone Generator.....	310
Adjustable Cable Stripper.....	268
Adjustable Non-Contact Voltage Detector.....	376
Adjustable Wire Stripper & Cutter.....	279
Adjustable Wrench with Composite Handle.....	22
Adjustable Wrenches.....	22
Alarm Loop Verifier/Tone Generator.....	312
All-in-One Pro Telephone Tools.....	296
All-in-One Ultra Telephone Tools.....	296
All-in-One UTP Snagless Crimper.....	296
Aluminum LED Flashlights.....	36
Aluminum Offset Pipe Wrench.....	458
Aluminum Pipe Wrench.....	458
AM 25 Slitter.....	284
AM 35 Slitter.....	284
Analog Multimeter.....	385
Anchors And Fasteners.....	133
Arbors with Replacement High-Speed Steel Pilot Drill Bits.....	124
Auger Bits.....	106
Automatic Electrical Tester.....	375
Automatic Tube Cutter.....	460
Automatic Wire Stripper.....	12
Automatic Wire Stripper.....	269
Automatic Wire Stripper.....	341
Averaging Digital Multimeter.....	383
Aviation Snips.....	30

### B

Band Saw Blades.....	132
Band Saw, Heavy-Duty.....	132
Band Saws.....	132
Basic Electrical Kit.....	404
Basket-Type Pulling Grip Sets.....	213
Battery Charger Adapter.....	262
Battery-Powered 15-Ton Crimping Tool.....	252
Battery-Powered 4-Ton Crimping Tool.....	246
Battery-Powered 6-Ton Crimping Tool.....	247
Battery-Powered ACSR & Guy Wire Cutters.....	239
Battery-Powered ACSR Cutter-ES25.....	236-238
Battery-Powered and Corded 6-Ton Crimping Tools.....	248
Battery-Powered Bolt Cutter-ETS12L.....	234
Battery-Powered Cable Cutter.....	228-230, 243
Battery-Powered Crimping Tools.....	249
Battery-Powered Fine Stranded Copper Cable Cutter.....	228
Battery-Powered Knockout Punch Driver Kits Parts List.....	62

Battery-Powered Knockout Punch Driver Kits, LS60L.....	63
Battery-Powered Knockout Punch Driver, LS50L.....	62
Battery-Powered Quad-Point Dieless Crimping Tools.....	255
Bead Temperature Probe.....	410
Belts.....	38
Bench Yoke Vice.....	450
Bender 40 Mil PVC Bending Accessory-880.....	163
Bender Accessories.....	172
Bender, 782.....	100
Bender, 880.....	100
Bender, 884.....	100
Bender, 855 GX Intellibender® Electric.....	151
Benders, 555® CX/DX Series Electric.....	152
Benders, SITE-RITE®.....	166
Bending Handbook and Slide Rule Bending Calculators.....	173
Bending Table.....	163
Bi-Fold Cabinet.....	424
Bi-Metal Hole Saw Kits.....	125
Bi-Metal Hole Saws.....	122
Bit Extensions.....	109
BNC and CATV "F" Extraction Tools.....	286
BNC Coaxial Connectors.....	289
Bolt Bag.....	45
Bolt Cutters.....	32
Bolt Cutters with Fiberglass Handles, Heavy-Duty.....	31
Bolt Cutters, Heavy-Duty.....	32
Bottle Opener.....	18
Breakaway Swivels.....	209
BroadcastReady® Kit.....	347
Bubble Level.....	33
Bucket Hook.....	45
Bucket-12.5" Round Top.....	44
Bucket-12.5" x 13" Round Tapered.....	44
Bucket-12.5" x 15" Round.....	43
Bucket-12.5" x 17" Large Leather-Bottom Round.....	44
Bucket-14 Pocket Oval.....	43
Bucket-22 Pocket Oval.....	43
Buried Facility Location And Marking.....	336, 401
Buried Line Locator.....	336, 401
Bushings for Metal Stud Punches.....	97
BX-Armored Coiled Cable Dispenser.....	429

### C

C-FRAME Punches.....	98
Cabinet Tip Screwdriver, Heavy-Duty.....	15
Cable Bending Tools.....	266
Cable Cutter.....	11, 234, 276
Cable Cutter-718.....	227, 233
Cable Cutters, Heavy-Duty.....	233
Cable Feeders.....	190
Cable Guide.....	204
Cable Lubricant Quantity Chart.....	217
Cable Preparation Instructions for Set Screw Clamp-Type Pulling Grips.....	211
Cable Pull Force Estimator.....	200
Cable Pulling Lubricant Selection Guide.....	217
Cable Pulling Lubricants.....	216
Cable Reel Transporter.....	434
Cable Ripper.....	12
Cable Splicer's Knife.....	277
Cable Stripping Tool.....	268

Cable Tie Gun.....	305
Cable Tray Accessories.....	205
Cable Tray Rollers.....	206
Cable TV "F" Flaring & Attachment Tool.....	285
Cable TV "F" Terminators.....	289
Cable TV Splitters.....	290
Cable-Check™.....	318
Cable-Cream® Cable Pulling Lubricant.....	217-218
Cable-Gel® Cable Pulling Lubricant.....	217-218
Cable, 24 AWG HDMI® Field Terminating.....	306
CableCaster®.....	182
CableScout™ TV220TDR.....	334
CableScout™ TV90.....	335
Cabling Pouch.....	319
Caddy Basket Cable Dispenser.....	429
Caddy-7 Pocket.....	40
Caddy, 10-Reel.....	431
Caddy, 6-Reel.....	431
Cam Track® Benders and Shoe Groups.....	156
Cam Track® Conduit Benders for EMT, IMC and Rigid.....	155
Can Wrench.....	294
Canvas Bag.....	38
Canvas Bag, 20" Electrician's.....	38
Canvas Zipper Bag.....	42
Carbide-Grit Hole Saws.....	58, 123
Carbide-Tipped Hole Cutters.....	58, 119
CARBIDE-TIPPED Metal Circular Saw Blade.....	142
CARBIDE-TIPPED Wood Circular Saw Blade.....	142
Category 5 Data Termination and Test Kit.....	352
CATV Cable Tone Test Kit.....	317
Caulking Anchors.....	134
CCX Tool Accessories.....	226
CCXL Tools.....	225
Chain Pipe Wrench 4".....	458
Chain Pipe Wrench, Heavy Duty.....	459
Chain Tube Cutter.....	460
Chain-Type Pipe Vise.....	164
Chests.....	420
Circuit Seeker™ Circuit Tracer, CS-8000.....	398
Circuit Tracing.....	397
Circuit Verifying.....	405
Circular Saw.....	142
Clamp Meter-600A AC.....	394
Clamp Meter-600A AC True RMS.....	394
Clamp Meter-600A AC/DC.....	393
Clamp Meter-600A AC/DC True RMS.....	393
Clamp Meter, 1000A AC.....	392
Clamp Meter, 1000A AC True RMS.....	392
Clamp Meter, 1000A AC/DC.....	391
Clamp Meter, 1000A AC/DC True RMS.....	391
Clamp Meter, 2500A Industrial.....	390
Clamp Meter, Industrial.....	390
Clamp Pincer Ratchet Tools.....	456
Clamp-on Current Adapter.....	386
Clamp-on Meter.....	396
Clamp-On Meters.....	387
Classic 77 Series Tone Generators.....	308
Classic Tone and Probe Kit.....	316
Clear Lube™ Cable Pulling Lubricant.....	217, 219
Coax 3-Way Tool.....	285
CoaxReady™ Compression Tool Kit.....	346

CoaxReady™ Deluxe Kit.....	346
CoaxReady™ Kit.....	346
Cold Weather.....	52
COLLINS E-Z Cutter®.....	451
COLLINS® Classic 22A.....	447
Combination Drill/Tap Bits.....	103
Combination Ratcheting Wrenches.....	23-24
Combo Kit-Drill & Circular Saw.....	143
Combo Kit, LDS-144.....	142-143
Combo UTP/Coax SureStrip™.....	280
Communications And Underground Power Cable Cutting.....	242
Communications Kits.....	341
Compact Ratchet Cable Cutters.....	9, 232
Compact Threading Machines.....	445
Computer Service Kit.....	351
Conduit and Pipe Storage Rack.....	434
Conduit Cutter-EMT.....	29
Conduit Pistons.....	186
Conduit Reaming Screwdriver.....	18
Connector Cleaning Systems.....	355
Conveyor Sheaves.....	202
Copper And Aluminum Cutting.....	227
Cordless Screwdriver & Socket Set.....	351
Crank Action Screwdriver.....	16
CrimpALL® 8000 Series Crimpers.....	298
CrimpALL® Interchangeable Die Sets for Coaxial Connectors.....	299
CrimpALL® Interchangeable Die Sets for Insulated Terminal Crimpers.....	301
CrimpALL® Interchangeable Die Sets for Modular Plugs.....	300
CrimpALL® Interchangeable Die Sets for Non-Insulated Terminal Crimpers.....	301
CrimpALL® Interchangeable Die Sets for Open Barrel.....	301
CrimpALL® Interchangeable Die Sets for Specialty Crimpers.....	300
CrimpALL® Interchangeable Die Sets for Wire Ferrules.....	301
Crimper, Electrical Terminal.....	302
Crimping Accessories.....	261
Crimping Combination Tool.....	8
Crimping Die Carrying Case.....	261
Crimping Dies.....	258
Crimping Dies for 12-Ton Tools.....	260
Crimping Dies for 4-Ton EK410 Tools.....	258
Crimping Dies for 6-Ton Tools.....	259
Crimping Tool 8-1 AWG.....	253
Crimping Tool Capacities.....	245
Crimping Tool Load Cell.....	261
Crimping Tool Test Meter.....	262
Crimping Tool-15-Ton.....	253
Crimping Tool-EK628L Battery 6-Ton.....	247, 263
Crimping/Stripping Combination Tool.....	11
CST Pro Coax Stripper.....	282
CST Strippers.....	281
CST Vario Stripper.....	281
Cutter Dies, KD6-27.....	236, 241, 259
Cutters & Crimpers.....	46
Cutting & Crimping tools.....	8
Cutting Oil.....	449
Cutting tools.....	27
Cutting/Threading Oil.....	139

### D

D Punches.....	89
D'VersiBIT® & Accessories.....	113
D'VersiBIT® Starter Kit.....	114

D'VersiBIT® System .....	114	Electrician's Scissors .....	277	Gator® Plus Battery-Powered ACSR & Guy Wire Cutters.....	239	High-Strength Polyaramid Measuring/Pulling Tapes.....	188
D'VersiBIT® .....	58, 115	Electrician's Tool Kit.....	54	Gator® Plus Battery-Powered and Corded 6-Ton Crimping Tools.....	248	Hole Saws .....	58, 122
D'VersiBIT® System .....	113	Electrician's Torpedo Level.....	33, 172	Gator® Plus Battery-Powered and Corded Quad-Point Dieless Crimping Tools.....	257	Hook Sheaves.....	201
Data Cable Caddy.....	428	Electronic Connector Panel Punches....	90	Gator® Plus Battery-Powered and Corded Quad-Point Dieless Crimping Tools.....	257	Hook-Type Sheaves.....	201
Data Mate® Precision Tracing Tone Generator .....	312	End Pipe Wrench, Heavy Duty .....	458	Gator® Plus Battery-Powered Cable Cutters.....	230	Hydraulic ACSR Cable Cutter.....	239
Data SureStrip™ .....	280	ESM™ Digital Logging Meter .....	379	Gator® Plus Battery-Powered Quad-Point Dieless Crimping Tools .....	255	Hydraulic Benders .....	155
Data/Link ID and Cable-Check .....	323	ESM™ Series Digital Multimeters .....	380-381	Gator® Plus Battery-Powered Terminal Crimping Tool .....	269	Hydraulic Cable Bender .....	267
DataComm Pro Starter Kit.....	348	Extensions .....	117	Gator® Pro CCXL Tools .....	225	Hydraulic Cable Cutters .....	230
DataReady™ Kit .....	349	<b>F</b>		Gator® Plus Battery-Powered Quad-Point Dieless Crimping Tools .....	255	Hydraulic Crimping Tool, 12-Ton Manual .....	250
DataReady™ Pro Kit.....	348	Fault Loop Simulator.....	331	Gator® Plus Terminal Crimping Tool .....	269	Hydraulic Foot Pump.....	99
Deburring & Reaming Tools/Basin Wrenches .....	463	Feeding Sheaves .....	203	Gator® Pro CCXL Tools .....	225	Hydraulic Hand Pump .....	99
Deburring Tools.....	121, 463	Female Splice Adapter.....	289	GFCI and Circuit Tester .....	405	Hydraulic Hose Selection Guide .....	100
Deluxe A-Frame Wire Cart.....	432	Fiber Optic Consumables Kit.....	355	Glo Stix® .....	181	Hydraulic Hose Units.....	100
Deluxe Carrying Case .....	414-415	Fiber Optic Inspection Microscope.....	355	Glove Bag, 19" Large .....	45	Hydraulic Oil.....	165
Deluxe Force Gauge.....	200	Fiber Optic Instrument Adapters.....	368	Gloves .....	51	Hydraulic Pump Accessories.....	100
Deluxe Wire Caddy .....	430	Fiber Optic Polishing Pucks.....	354	Greenlee Green Spray Touch-up Paint .....	437	Hydraulic Pumps.....	164, 223
Desoldering Tools .....	305	Fiber Optic Power Meter .....	358	Grip Pack Kits.....	341		
Diagonal Cutting Pliers .....	5	Fiber Optic Scribe .....	354	GripP-Strippers 10 & 20 .....	278		
Die Sets for Coaxial Connectors.....	299	Fiber Optic Termination Kit.....	369	Ground Resistance Tester .....	389	<b>I</b>	
Die Sets for Insulated and Non-Insulated Terminals.....	304	Fiber Optic Tools .....	353	Group, 1-1/2" - 2" IMC Shoe.....	154	Immersion Temperature Probe.....	409
Die Sets for Insulated Terminal Crimpers.....	301	Fiberglass Fish Tapes.....	179	Group, 1/2" - 2" EMT/Rigid Combo Shoe.....	153	Impact Punchdown Tools .....	292
Die Sets for Modular Plugs .....	300	Fiberglass Measuring Tapes.....	34	Group, 1/2" - 2" EMT Shoe .....	154	In-Line Amplifier .....	290
Die Sets for Non-Insulated Terminal Crimpers .....	301	FiberReady Tool Kit.....	370	Group, 1/2" - 2" Rigid Shoe .....	154	Indentor Crimping Tool.....	258
Die Sets for Open Barrell .....	301	Field Office .....	426	Group, 40ML PVC Coated Rigid 1/2" - 2" Shoe .....	154	Installation Kit-5 Piece .....	55
Die Sets for Specialty Crimpers .....	300	Filter Tone Probe.....	314	Guy Wire Cutter Dies.....	241	Installation Tools .....	463
Die Sets for Wire Ferrules.....	301	Fish Line.....	187			Insulated Drivers.....	48
Die Sets for Wire Ferrules.....	301	Fish Poles.....	182			Insulated High Leverage Cable Cutter .....	46
Die-Type Crimping .....	246	Fish Stix®.....	181	<b>H</b>		Insulated Nut Driver.....	49
Dieless Crimping .....	255, 257	Fishing.....	176	Hack Saw-12" Heavy Duty .....	28, 131	Insulated Nut Driver Set.....	49
Digital Light Meter .....	411	Flashlights.....	36	Haines Cable Tray Rollers .....	206	Insulated Plier and Screwdriver Set .....	47
Digital Multimeter, 000-Count .....	379	Flat-Steel Fish Tape .....	177	Hammer Drill/Drivers .....	146	Insulated Pliers.....	46
Digital Signal Identifier.....	315	Flat-Top Boxes.....	422	Hammers.....	33	Insulated Screwdriver .....	48
Digital/Analog Megohmmeter.....	407	Flex Splitter® 3/8" MC Flexible Cable/Conduit Cutter.....	30	Hammer Drill/Drivers .....	146	Insulated Screwdriver Set .....	48
Dipped Handle Adjustable Wrench .....	22	Flexible Conduit Cutters.....	130	Hand And Power Threaders Accessories .....	443	Insulated Terminal Crimping Tool .....	46
Dipped Pliers Kit-5 Piece .....	55	Flexible LED Flashlight.....	36	Hand Benders .....	166	Insulated Test Leads .....	413
Double "D" Punches .....	89	Flexible Mandrel .....	220	Hand Caddy.....	428	Insulation Testing.....	406
Double-Braided Composite Rope for High Force Cable Pullers.....	207	Flip-Top® Benders and Shoe Groups.....	159	Hand Crank Wire Puller.....	199	Interface Kits.....	385
Drain Cleaning Equipment .....	467	Flip-Top® Benders for EMT, IMC and Rigid .....	158	Hand Saws .....	131		
Draw Studs For Knockouts.....	92	Folding Hex Key Set-9 Piece .....	25-26	Hand Threaders .....	441	<b>J</b>	
Drill/Drivers .....	143	Folding Utility Knives.....	27	Hand Tools.....	31, 276	Jig Saw Blades.....	130
Drill/Taps .....	102	Foot Switch for Cable Pullers .....	200	Hand Truck / Wire Cart.....	432-433	Journeyman's Tool Kit.....	53-54
Drop Anchors.....	134	Freeze-Pak Instant Pipe Freezing Kit .....	464	Hand-Operated Hydraulic Pump.....	164	Junior Basket-Type Pulling Grips .....	213
Dual NM Cable Ripper .....	12	Fuse Selection Guide .....	417	Handheld Multimode OTDR-920XC .....	365-366		
Dual Port Ground Block.....	289	Fused Test Leads.....	412	Hanging Cable Dispenser.....	429	<b>K</b>	
				Hats.....	50	K Basket-Type Pulling Grips.....	214
				HDF™ Metal Loading Fixture .....	307	K-Series Crimping Tool 3/0-400.....	254
				HDF™ Pro Deluxe Kit.....	307	K-Series Crimping Tool 8-1/0 AWG.....	254
				HDF™ Pro Kit .....	307	K-Series Crimping Tool 8-4/0 AWG.....	254
				HDMI Tools .....	306	Key Punches.....	88
				HDMI®* HDF™ Cable Prep Tool.....	306	Keyhole Saw .....	28, 58, 131
				HDMI®* HDF™ Termination Tool.....	306	Keystone Tip Screwdriver, Heavy-Duty .....	15
				Heat Gun .....	305	Keyway Punch-720 .....	88, 328
				Heavy-Duty 4 Pocket Leather Pouch.....	41	Knee Pads .....	52
				Heavy-Duty 5 Pocket Leather Pouch.....	41	Knockout Punch Driver Kits .....	63
				Heavy-Duty 8 Pocket Leather Pouch.....	40	Knockout Punch Kits.....	83
				Heavy-Duty Leather Tool Belt.....	41	Knockout Punch Parts Assortment Cabinets.....	91
				Hex Crimp Cable TV "F" Connectors ..	288	Kwik Cycle® 9.....	270, 304
				Hex Key Sets .....	25-26	Kwik Cycle® Cable Tie Guns.....	305
				Hickeys with Welded Handles .....	166	Kwik Cycle® Crimping Tool.....	271
				High Leverage Cable Cutters .....	8	Kwik Stepper® Step Bits .....	104
				High Leverage Side-Cutting Pliers.....	4	Kwik Stripper.....	283
				High Performance Ratchet ACSR Cable Cutter.....	240	Kwik Stripper® Heavy-Duty Wire Stripper .....	268
				High Performance Ratchet Cable Cutters.....	231	Kwik Stripper® Wire Stripper.....	12, 269
				High Strength Polyester Measuring/Pulling Tapes.....	188		
				High-Pressure Hydraulic Hand Pump.....	164	<b>L</b>	
						Lamp Tester.....	412



ROCUR® Economy Plastic Pipe Shears 462  
 ROCUR® Professional PVC Shears ..... 462  
 ROFIRE Hand Torch ..... 464  
 ROFIRE Swivel Torches ..... 465  
 ROFLARE® ..... 441  
 ROGRIP® Self-Adjusting Multi-Purpose Pliers ..... 457  
 ROLOCK® ..... 457  
 ROMAXX 3000 ..... 452  
 RONOL® and RONOL SYN® ..... 449  
 Rope ..... 207  
 Rope Clevis ..... 209  
 Rope Stands ..... 435  
 Rope-to-Swivel Connectors ..... 208  
 ROPOWER 50R ..... 445  
 ROPRESS Compact ..... 453  
 ROPRESS Corded ..... 454  
 ROPRESS Cordless ..... 454  
 ROTRAC Tube Cutters ..... 461  
 Round Cable Cutters ..... 276  
 RP50-S Precision Test Pump ..... 468

## S

Safety Glasses ..... 51  
 Safety Products ..... 50  
 Safety Vests ..... 50  
 Satellite Diplexer ..... 290  
 Satellite TV Splitters ..... 290  
 Saw Blades ..... 128  
 Saws ..... 142  
 Scratch Awl ..... 18  
 Screw Anchor Expanders for Caulking Anchors ..... 133  
 Screw-Holding Screwdrivers ..... 16  
 Screw-Type Reel Stands ..... 436  
 Screwdriver Set-5 Piece ..... 13  
 Screwdriver Set-7 Piece ..... 13  
 Screwdriver Set-9 Piece Insulated ..... 48  
 Screwdriver Sets ..... 13  
 Screwdrivers ..... 13  
 SDS-plus Rotary Hammer ..... 146-147  
 SealTite® 59/6 CATV "F" Compression Crimper ..... 287  
 SealTite® BNC Compression Connectors ..... 288  
 SealTite® Cable TV "F" Compression Connectors ..... 288  
 SealTite® Pro A/V Kit ..... 345  
 SealTite® Pro Cable TV "F" Kit ..... 345  
 SealTite® Pro Compression Crimper... 286  
 SealTite® RCA Compression Connectors ..... 288  
 Security and Alarm Kit ..... 318  
 Selection Guide, Anchor and Fastener ..... 133  
 Selection Guide, Bending ..... 150  
 Selection Guide, Cable Cutters for ACSR, Guy Strand & Steel ..... 236  
 Selection Guide, Cable Puller ..... 191  
 Selection Guide, Copper & Aluminum Cable Cutters ..... 227  
 Selection Guide, Holemaking ..... 58  
 Selection Guide, Pulling Grip ..... 212  
 Self-Feeding Spade Bits ..... 111  
 Set Screw Clamp Pulling Grips ..... 210-211  
 Side-Cutting Pliers ..... 4  
 Sidekick® 7B ..... 330  
 Sidekick® Plus ..... 327  
 Sidekick® T&N ..... 329  
 Sidekick® T&N ..... 329  
 Sidekick® V.O.C. .... 333  
 Singlemode Fiber Optic Test Set ..... 363  
 SITE-RITE® Hand Benders ..... 166

Slant-Top Boxes ..... 421  
 Slug-Buster SC® ..... 80  
 Slug-Buster® Knockout Kit with Ratchet Wrench ..... 74-75  
 Slug-Buster® Knockout Kit with Ratchet Wrench - Metric ..... 77-78  
 Slug-Buster® Knockout Kits ..... 74, 78  
 Slug-Buster® Knockout Kits ..... 68-78  
 Slug-Buster® Manual Knockout Kits ..... 76  
 Slug-Buster® Punches ..... 58, 79  
 Slug-Buster® Ram and Foot Pump Hydraulic Driver Kits ..... 70  
 Slug-Buster® Ram and Hand Pump Kits ..... 68  
 Slug-Splitter SC Ram and Hand Pump Hydraulic Driver Punch Kits ..... 64  
 Slug-Splitter SC™ Knockouts ..... 58, 66-67  
 Smart Optical Loss Test Set ..... 357-358  
 SmartMARK™ Fishtapes ..... 176  
 SOC ..... 368  
 Soldering And Brazing Torches ..... 464  
 Sound Level Meter ..... 410  
 Source, 650nm LED ..... 361  
 Source, 850nm LED ..... 362  
 Sp-Lock ..... 61  
 Spade Bits ..... 58, 111-112  
 Special Application Punches ..... 88  
 Specialty Testers ..... 410  
 Speed Drive Screwdriver ..... 16  
 Speed Punch™ Knockout System ..... 58, 60-61  
 SpeedFlex® ..... 176  
 Split Mesh Rod Closing Basket-Type Slack Pulling Grips ..... 215  
 Square and Special Square Punches ..... 89  
 Square-Recess Tip Driver Set, 4 Piece ..... 17  
 Square-Recess Tip Drivers ..... 17  
 Standard Hydraulic Knockout Punch Kits ..... 81  
 Standard Knockout Punch Kits ..... 83  
 Standard Punches ..... 58, 86-87  
 Standard Round Manual Industrial Punch Kit ..... 81, 84  
 Standard Round Manual Knockout Punch Kits ..... 83  
 Standard Round Manual Knockout Punch Kits - Metric ..... 85  
 Starter Electrician's Tool Kit ..... 56  
 Station Master™ Pro ..... 403  
 Steel Fish Tapes ..... 177  
 Steel Hole Cutters ..... 118  
 Steel Pipe Cutters ..... 461  
 Step Bits ..... 58, 104  
 Storage ..... 420  
 Storage Box Replacement Parts ..... 427  
 Straight Claw Hammer ..... 35  
 Striking Screwdriver-8" ..... 14  
 stripax® Pro 6 & Pro 16 ..... 279  
 Stripping/Crimping Combination Tool ..... 11, 292  
 Structured Wiring Testers ..... 320  
 Stubby Auger Wood Bits ..... 108  
 Stubby Nut Driver Set, 2-Piece ..... 19  
 Stubby Screwdrivers ..... 15  
 Stubby Square-Recess Tip Driver ..... 17  
 Stud Punches ..... 58, 96  
 SUPER CUT Deluxe Threading Kit ..... 441  
 SUPER CUT Ratchet Threader ..... 441  
 Super Tugger® Cable Puller ..... 195  
 SUPERJACK Pipe Stands ..... 450  
 SUPERTRONIC 1250 Portable Compact Threader ..... 442

SUPERTRONIC 2000/ SUPERTRONIC 2000 Economy Power Threader ..... 442  
 SUPERTRONIC 2SE ..... 445  
 SUPERTRONIC 2SE/ROPOWER 50R ..... 445  
 SUPERTRONIC 4SE ..... 446  
 Sure-Grip Test Leads ..... 413  
 SurePunch® Pro Punchdown Tool ..... 291  
 Surface Temperature Probe ..... 410  
 Swabs, Brushes, Mandrels & Swivels ..... 219  
 SWEATBOX™ II ..... 465  
 Swivels ..... 208

## T

T-Basket-Type Pulling Grips ..... 214  
 T-Bug® Digital Signal Identifier ..... 315  
 T-Handle Hex Key Drivers ..... 25  
 Table, 1813 ..... 157  
 TAPCON® Masonry Fasteners and Drill Bits ..... 138  
 Tape Measures ..... 33  
 Telco Technician Tool Kit ..... 347  
 Telecom Splice Crimpers ..... 276  
 Telephone Ratchet Crimper ..... 297  
 TelScout® TS90 ..... 333  
 Temperature ..... 409  
 Terminal Crimping Tool ..... 271  
 Termination & Testing ..... 352  
 Test Lead Kit ..... 412  
 Test Pumps ..... 468  
 Testing & Measurement Accessories ..... 412  
 Threaded Rod Cutter ..... 31  
 Threading Accessories ..... 449  
 Throwmaster® ..... 331  
 Toggle Bolts and Spring Wings ..... 136  
 Tone and Probe Carrying Case ..... 319  
 Tone and Probe Plus Cable-Check™ ..... 318  
 Tone Generators ..... 308, 310  
 Tone Probe Amplifiers ..... 313  
 Tone Ranger ..... 330  
 Tone Test Set ..... 311  
 Tool Bags ..... 38  
 Tool Belt ..... 41  
 Tool Caddy ..... 40  
 Tool Caddy, 20-Pocket ..... 40  
 Tool Carrier ..... 38  
 Tool Carrier with Parts Bin-16" ..... 39  
 Tool Kit-12-piece Electrician's Standard ..... 54  
 Tool Kit-14 Piece Multi-Purpose ..... 55  
 Tool Kit-28-piece Electrician's ..... 53  
 Tool Kits ..... 53  
 Tool, Battery-Powered 6-Ton Crimping ..... 247  
 Top Screw Cam Lock Vice ..... 450  
 Torch Reflector ..... 465  
 Torpedo Level ..... 33  
 Touchless AC Voltage Indicator ..... 376  
 Tracker II ..... 336, 401  
 Tray-Type Sheaves ..... 205  
 Tri-Bench with 6" Chain Vise ..... 450  
 Triple Sheave Cable Guide ..... 202  
 TRMS Digital Multimeter ..... 382-383  
 True RMS Clamp Meter ..... 395  
 Tube Bender Maxi ..... 440  
 Tube Cutter 30/50 ..... 460  
 Tube Cutters ..... 459  
 Tugger Accessories ..... 200  
 TurTEL Modular Adapters/ Polarity Tester ..... 332

Twist-On Cable TV "F" Connectors ..... 288  
 Twisted Pair Stripper ..... 283  
 Two-Hand Ratchet Cable Cutter ..... 231

## U

Ultimate Coax Compression Tool Kit... 343  
 Ultimate Data/Voice Pro Kit ..... 344  
 Ultimate DataReady® Pro Kit ..... 343  
 Ultimate Fiber Tool Kit ..... 369  
 Ultimate Premise Service Kit ..... 342  
 Ultimate Technician Kit ..... 342  
 Ultimate Tool Bag ..... 344  
 Ultra Cable Feeder™ ..... 190  
 Ultra Cutters ..... 58, 120  
 Ultra GLIDER™ Cable Pulling Lubrication System ..... 216  
 Ultra Tugger® 10 Cable Puller ..... 192  
 Ultra Tugger® 2 Cable Puller ..... 198  
 Ultra Tugger® 5 Cable Puller ..... 197  
 Ultra Tugger® 640/6001 Adapter Package ..... 196  
 Ultra Tugger® 8 Cable Puller ..... 193  
 Ultra Tuggers ..... 191  
 Uni Marker™ ..... 340  
 Universal Internal/External Deburring Tools ..... 463  
 Universal Slitter ..... 284  
 Utility Cabinets ..... 423  
 Utility Knife ..... 27  
 Utility Pouch ..... 45

## V

Vacuum/Blower Power Fishing System ..... 183  
 Vises and Stands ..... 450  
 Visual Fault Finder ..... 364  
 Voice and Category 5 Data Termination Kit ..... 352  
 Voltage Tester, GT-65 ..... 373  
 Voltage Tester, GT-95 ..... 373

## W

Water Pump Pliers ..... 457  
 Welder's Boxes ..... 425  
 Winter-Gel™ Cable Pulling Lubricant ..... 217-218  
 Wire & Cable Identification ..... 308  
 Wire And Cable Handling ..... 428  
 Wire and Cable Pulling Grips ..... 117  
 Wire And Cable Stripping Tools ..... 267  
 Wire and Valve Locator ..... 338, 403  
 Wire Caddy, 6-Spindle ..... 430  
 Wire Cart ..... 433  
 Wire Crimping Tools ..... 269  
 Wire Dispenser ..... 431  
 Wire Duct Brush ..... 220  
 Wire Ferrule Crimping Tool 1/0 - 3/0 AWG ..... 274  
 Wire Ferrule Crimping Tool 10 - 6 AWG ..... 273  
 Wire Ferrule Crimping Tool 25 - 10 AWG ..... 273  
 Wire Ferrule Crimping Tool 26 - 10 AWG ..... 273  
 Wire Ferrule Crimping Tool 26 - 13 AWG ..... 272  
 Wire Ferrule Crimping Tool 7 - 1/0 AWG ..... 274  
 Wire Ferrule Crimping Tools ..... 272  
 Wire Finder/Mini Locator ..... 337, 402  
 Wire Reacher, 3' ..... 182  
 Wire Stripper/Cutters ..... 10, 278  
 Wire Stripping Tools ..... 10-12

Wiremap Tester..... 323  
Wrench Set-7 Piece  
Combination Ratcheting .....23-24  
Wrenches ..... 22

**X**

Xpert Tone and Probe Kit ..... 316

**Z**

Zinc Mushroom Head Drive  
Anchors ..... 134  
Zipper Bag-12" Canvas ..... 42

**Alphanumeric  
Index by Catalog/  
UPC Number**

**A**

A901074 ..... 289  
AC-ADPT-20-UNIV..... 365-366  
AC-CONN-FC-L2 ..... 365-366  
AC-CONN-SC-L2 ..... 365-366  
AC-CONN-ST-L2 ..... 365-366  
ACP-108 ..... 361-362  
AE2-10 ..... 368  
AF2 ..... 337  
AF2 ..... 402  
AHP-10 ..... 368  
AM-6 ..... 385, 417  
APC-108 ..... 368  
AS100, 577XL ..... 362  
ASC-108 ..... 361-362, 368  
ASM-90 ..... 368  
AST-108 ..... 361-362  
AT8 ..... 310  
AT8K ..... 316  
AT8L ..... 311  
AT8LK ..... 317  
ATS-108 ..... 368  
AU-250 ..... 368

**B**

BC14 ..... 32  
BC18 ..... 32  
BC24 ..... 32  
BC30 ..... 32  
BC36 ..... 32  
BLL-200 ..... 336, 338  
BLL-200 ..... 400-401

**C**

CCX ..... 224  
CH1 ..... 337, 402  
CH2 ..... 337, 402  
CJD3 ..... 247  
CJK ..... 247  
CK12ID ..... 262  
CLR-1 ..... 219  
CLR-5 ..... 219  
CLR-Q ..... 219  
CM-1300 ..... 387, 392  
CM-1300 Series ..... 418  
CM-1300-C ..... 392  
CM-1350 ..... 387, 392

CM-1350-C ..... 392  
CM-1500 ..... 387, 391  
CM-1500 Series ..... 418  
CM-1500-C ..... 391  
CM-1550 ..... 387, 391  
CM-1550-C ..... 391  
CM-330 ..... 388, 396, 418  
CM-400 ..... 388, 396  
CM-410 ..... 418  
CM-450 ..... 395, 418  
CM-600 ..... 388, 395  
CM-600 Series ..... 418  
CM-600-C ..... 395  
CM-800 ..... 388, 394  
CM-800 Series ..... 418  
CM-800-C ..... 394  
CM-850 ..... 388, 394  
CM-850-C ..... 394  
CM-900 ..... 388, 393  
CM-900 Series ..... 418  
CM-900-C ..... 393  
CM-950 ..... 388, 393  
CM-950-C ..... 393  
CMA-40 ..... 386, 418  
CMA-60 ..... 386, 418  
CMAF Series ..... 418  
CMGRT-100 ..... 387, 389  
CMGRT-100-C ..... 389  
CMI-100 ..... 387, 390, 418  
CMI-100-C ..... 390  
CMI-200 ..... 387, 390, 418  
CMI-200-C ..... 390  
CMP-200 ..... 387, 389, 418  
CMP-200-C ..... 389  
CMT-80 ..... 373, 375, 388, 418  
CMT-90 ..... 373, 375, 388, 418  
CR100 ..... 205  
CR25 ..... 205  
CRM-1 ..... 218  
CRM-5 ..... 218  
CRM-Q ..... 218  
CS-8000 ..... 398  
CS14 ..... 337, 402  
CS15 ..... 337, 402  
CS16 ..... 336, 401  
CS19 ..... 317  
CS9 ..... 317  
CSIO ..... 323  
CSJ-100 ..... 374, 418

**D**

DBITKIT ..... 114  
DDKIT-1-68 ..... 102  
DM-20 ..... 417  
DM-200 ..... 417  
DM-200 Series ..... 418  
DM-200A ..... 377, 381, 417  
DM-200A-C ..... 381  
DM-210 ..... 417  
DM-210A ..... 377, 381, 417  
DM-210A-C ..... 381  
DM-25 ..... 384, 418  
DM-300 ..... 383  
DM-300 Series ..... 418  
DM-300-C ..... 383  
DM-310 ..... 383, 417  
DM-310-C ..... 383  
DM-330 ..... 382, 417  
DM-330-C ..... 382  
DM-350 ..... 382, 417  
DM-350-C ..... 382  
DM-45 ..... 384, 418

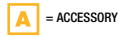
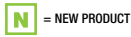
DM-500 Series ..... 418  
DM-510 ..... 417  
DM-510A ..... 377, 381, 417  
DM-510A-C\* ..... 381  
DM-60 ..... 417  
DM-65 ..... 384, 418  
DM-800 ..... 417  
DM-800 Series ..... 418  
DM-810 ..... 417  
DM-810A ..... 377, 380, 417  
DM-810A-C\* ..... 380  
DM-820 ..... 417  
DM-820A ..... 377, 380, 417  
DM-820A-C\* ..... 380  
DM-830A ..... 377, 380, 417  
DM-830A-C\* ..... 380  
DM-860A ..... 377  
DM-860A-C ..... 379  
DMHS-1 ..... 386  
DML Series ..... 418  
DML-430 ..... 417  
DML-430A ..... 377, 379, 417  
DML-430A-C ..... 379  
DML-54 ..... 417  
DMSC-2U ..... 385, 417  
DMSC-9 ..... 385, 417  
DMSC-9U ..... 379, 385, 417  
DTAP1/4-20 ..... 103  
DTAP10-24 ..... 103  
DTAP10-32 ..... 103  
DTAP12-24 ..... 103  
DTAP3/8-16 ..... 103  
DTAP5/16-18 ..... 103  
DTAP6-32 ..... 103  
DTAP8-32 ..... 103  
DTAPKIT ..... 103  
DTAPKITM ..... 103  
DTAPM10C ..... 103  
DTAPM3C ..... 103  
DTAPM4C ..... 103  
DTAPM5C ..... 103  
DTAPM6C ..... 103  
DTAPM8C ..... 103

**E**

E-239 ..... 447-448  
E12CCXL ..... 225, 227  
E12CCXL11 ..... 225  
E12CCXL12 ..... 225  
E12CCXL120 ..... 225  
E12CCXL22 ..... 225  
E12CCXL230 ..... 225  
E12CCXLB ..... 225  
EAC120 ..... 262  
EAC18120 ..... 223, 262  
EAC18230 ..... 223, 262  
EAC230 ..... 262  
ECCXL ..... 225, 227, 245  
ECCXL11 ..... 225  
ECCXL12 ..... 225  
ECCXL120 ..... 225  
ECCXL22 ..... 225  
ECCXL230 ..... 225  
ECCXLB ..... 225  
EHP700L11 ..... 223  
EHP700L12 ..... 223  
EHP700L120 ..... 223  
EHP700L22 ..... 223  
EHP700L230 ..... 223  
EHP700LB ..... 223  
EK06ATCL11 ..... 255  
EK06ATCL12 ..... 255

EK06ATCL120 ..... 255  
EK06ATCL22 ..... 255  
EK06ATCL230 ..... 255  
EK06ATL11 ..... 255  
EK06ATL12 ..... 255  
EK06ATL120 ..... 255  
EK06ATL22 ..... 255  
EK06ATL230 ..... 255  
EK06ATLB ..... 255  
EK06FTL ..... 245  
EK06FTL11 ..... 255  
EK06FTL12 ..... 255  
EK06FTL120 ..... 255  
EK06FTL22 ..... 255  
EK06FTL230 ..... 255  
EK06FTLB ..... 255  
EK1230L ..... 245  
EK1230L11 ..... 249  
EK1230L12 ..... 249  
EK1230L120 ..... 249  
EK1230L22 ..... 249  
EK1230L230 ..... 249  
EK1240CL11 ..... 249  
EK1240CL12 ..... 249  
EK1240CL120 ..... 249  
EK1240CL22 ..... 249  
EK1240CL230 ..... 249  
EK1240CLB ..... 249  
EK1240L ..... 245  
EK1240L11 ..... 249  
EK1240L12 ..... 249  
EK1240L120 ..... 249  
EK1240L22 ..... 249  
EK1240L230 ..... 249  
EK1240LB ..... 249  
EK12IDL ..... 245  
EK12IDL11 ..... 257  
EK12IDL12 ..... 257  
EK12IDL120 ..... 257  
EK12IDL22 ..... 257  
EK12IDL230 ..... 257  
EK12IDLB ..... 257  
EK1550 ..... 245  
EK155012 ..... 252  
EK155022 ..... 252  
EK1550L11 ..... 252  
EK1550L120 ..... 252  
EK1550L230 ..... 252  
EK1550LB ..... 252  
EK210L11 ..... 269  
EK210L12 ..... 269  
EK210L120 ..... 269  
EK210L22 ..... 269  
EK210L230 ..... 269  
EK210LB ..... 269  
EK22GL ..... 262-263  
EK410 ..... 262-263  
EK410L ..... 245  
EK410L11 ..... 246  
EK410L12 ..... 246  
EK410L120 ..... 246  
EK410L22 ..... 246  
EK410L230 ..... 246  
EK622L ..... 245  
EK622L11 ..... 248  
EK622L12 ..... 248  
EK622L120 ..... 248  
EK622L22 ..... 248





KC22-6.....	259
KC22-600.....	259
KC22-8.....	259
KC4.....	263
KC4-1.....	258
KC4-1/0.....	258
KC4-2.....	258
KC4-2/0.....	258
KC4-250.....	258
KC4-3/0.....	258
KC4-300.....	258
KC4-4.....	258
KC4-4/0.....	258
KC4-6.....	258
KC4-8.....	258
KC4CU.....	258
KD06AL.....	247, 259
KD12-10.....	260
KD12-11.....	260
KD12-12.....	260
KD12-14.....	262
KD12-14.....	260
KD12-15.....	260
KD12-17.....	260
KD12-18.....	260
KD12-19.....	260
KD12-20.....	260
KD12-21.....	260
KD12-30.....	260
KD12-32.....	260
KD12-33.....	260
KD12-35.....	260
KD12-36.....	260
KD12-37.....	260
KD12-38.....	260
KD12-39.....	260
KD12-40.....	260
KD12AL.....	260
KD12CU.....	260
KD4-10.....	258
KD4-840.....	258
KD6-10.....	259
KD6-11.....	259
KD6-12.....	259
KD6-13.....	259
KD6-14.....	259
KD6-15.....	259
KD6-16.....	259
KD6-17.....	259
KD6-18.....	259
KD6-19.....	259
KD6-20.....	259
KD6-21.....	259
KD6-22.....	259
KD6-24.....	259
KD6-25.....	259
KD6-27.....	236, 241, 259
KK50LFLEX.....	61
KKLS60LGL.....	63
KP1022.....	8, 271
KP1022-INS.....	46
KP1022D.....	8, 271
<b>L</b>	
L107.....	33, 172
L77.....	33, 172
L97.....	33, 172
LBC-10B.....	148
LBC-81B.....	142-147
LBP-144.....	142-143, 146
LBP-216.....	144-145
LBP-288.....	147

LBP-36.....	148
LCS-144.....	142
LCS-M13C.....	142
LCS-M13D.....	142
LCS-W13A.....	142
LCS-W13B.....	142
LDD-144.....	143
LDD-216.....	144
LDS-144.....	142-143
LE 310.....	138
LE 320.....	138
LE 405.....	138
LE 445.....	138
LE 455.....	138
LHD-216.....	145
LP 100.....	138
LRH-144.....	146
LRH-288.....	147
LS50L.....	62
LS50L11A.....	62
LS50L11B.....	62
LS50LB.....	61-62
LS60.....	67
LS60LA11.....	63
LS60LA120.....	63
LS60LB11.....	63
LS60LB120.....	63
LSD-36.....	148
LT-100.....	412, 418
<b>M</b>	
MA120.....	262
MA12ID.....	262
MA22.....	262
MA4.....	262
MA50.....	262
MAS-1/2.....	137
MAS-1/4.....	137
MAS-1/8.....	137
MAS-3/16.....	137
MAS-3/8.....	137
MAS-5/16.....	137
MAS-5/32.....	137
MAS-SET.....	102, 137
MAS-SET-9.....	137
MVB.....	192-194
<b>N</b>	
NC-100.....	321
NC-500.....	320
NC-510.....	320
NDS-SET.....	102
<b>O</b>	
O4686.....	86
OFM1020.....	367
OFM1020-85M10.....	367
OFM130.....	367
<b>P</b>	
P00551C.....	448
P20023.....	465
P70045C.....	461
P70060C.....	461
P70159C.....	458
P70160C.....	458
P70161C.....	458
P70162C.....	458
P70849C.....	443
P70850C.....	443
P70905C.....	441
P70912C.....	443
P70913C.....	443
P70915C.....	443
P71259C.....	442
PA1113.....	279
PA1115P.....	279
PA1116.....	280, 341-344, 347-350
PA1117.....	278
PA1118.....	278
PA1119.....	280, 343, 345-346
PA1123.....	278
PA1161.....	279, 369
PA1162.....	353, 369
PA1171.....	353, 369-370
PA1175.....	276
PA1176.....	272, 302
PA1177.....	353
PA1178.....	276
PA1179.....	276
PA1180.....	276
PA1192.....	306
PA1240.....	281
PA1243.....	281
PA1247.....	281
PA1248.....	281
PA1250.....	281
PA1255.....	282, 346
PA1256.....	282
PA1257.....	282, 342, 345, 349
PA1258.....	282, 369
PA1280.....	282, 343, 346-347
PA1281.....	282
PA1282.....	282
PA1283.....	282
PA1285.....	282
PA1302.....	298, 346
PA1305.....	301
PA1306.....	301
PA1307.....	300
PA1308.....	301
PA1317.....	299
PA1319.....	299
PA1322.....	301
PA1328.....	299
PA1334.....	301
PA1335.....	299
PA1336.....	299
PA1337.....	299
PA1338.....	299
PA1340.....	300
PA1342.....	300
PA1344.....	300
PA1345.....	300
PA1347.....	299
PA1348.....	299
PA1349.....	299
PA1356.....	299
PA1359.....	301
PA1360.....	301
PA1363.....	299
PA1365.....	299
PA1366.....	299
PA1367.....	299
PA1368.....	299
PA1373.....	300
PA1387.....	300
PA1389.....	299
PA1460.....	302
PA1461.....	302
PA1462.....	302
PA1511.....	353, 369-370
PA1530R.....	296

PA1540.....	296
PA1543.....	322, 342-343, 347-349
PA1555.....	342-343, 345-346
PA1556.....	342, 344, 349-350
PA1559.....	286
PA1561.....	296, 347-348
PA1573.....	318, 342, 344, 347, 349
PA1574.....	324
PA1576.....	323, 349
PA1577.....	324
PA1578.....	346
PA1594.....	324, 343
PA1599.....	307
PA1600.....	347, 369-370
PA1631.....	303
PA1645.....	303
PA1670.....	302
PA1700.....	305
PA1820.....	284, 369
PA1821.....	284, 343, 346, 369
PA1822.....	284, 370
PA1828-1.....	305
PA1873.....	305
PA1900.....	294, 342, 344
PA1902.....	332, 342, 347, 349
PA1903.....	332, 347
PA1907.....	286, 343
PA1908.....	286, 343
PA1913.....	294
PA1915.....	294
PA1916.....	286
PA1917.....	286, 345
PA1920-1.....	354, 369
PA1922-1.....	354, 369
PA1923.....	342-344, 348
PA1926-1.....	354, 369
PA1927.....	285, 342-343, 346
PA1928.....	285
PA1931.....	277, 341, 348
PA1933.....	347
PA2029.....	301
PA2031.....	301
PA2032.....	300
PA2033.....	301
PA2034.....	299, 346
PA2035.....	301
PA2039.....	299
PA2040.....	301
PA2042.....	299
PA2044.....	369-370
PA2045.....	299
PA2046.....	299
PA2047.....	299
PA2050.....	299
PA2051.....	299
PA2061.....	300, 343, 348
PA2062.....	300, 342-343, 348-349
PA2063.....	300, 343, 348
PA2064.....	300, 343, 348
PA2065.....	300
PA2067.....	300, 343, 348
PA2068.....	300
PA2075.....	299, 346
PA2076.....	299
PA2082.....	299
PA2095.....	301
PA2096.....	301
PA2097.....	301
PA2109.....	284
PA2113.....	279
PA2119.....	280
PA2120.....	280
PA2240.....	281

# INDEX

PA2243.....	281	PA3815.....	295	PA8027.....	301	PA9688.....	290
PA2245.....	281	PA3816.....	295	PA8029.....	301	PA9689.....	290
PA2247.....	281	PA3817.....	295	PA8030.....	300	PA9690.....	290
PA2248.....	281	PA3818.....	295	PA8031.....	300	PA9694.....	288
PA2263.....	282	PA4002.....	306	PA8032.....	300	PA9695.....	288
PA2280.....	282, 343, 346-347	PA4003.....	307	PA8033.....	300	PA9714.....	288, 345
PA2281.....	282, 343-347	PA4017.....	307	PA8034.....	300	PA9715.....	288, 345
PA2282.....	282, 343, 346-347	PA4019.....	307	PA8035.....	300	PA9716.....	288
PA2283.....	282, 343, 346	PA4336.....	351	PA8036.....	300	PA9719.....	289
PA2284.....	282, 343, 346	PA4370.....	351	PA8045.....	300	PA9720.....	288, 343
PA2303.....	298	PA4527.....	292	PA8049.....	299	PA9721.....	288
PA2306.....	298	PA4528.....	292, 348	PA8100.....	295	PA9730.....	288, 343
PA2346.....	298	PA4531.....	292	PA8105.....	295	PA9731.....	288
PA2530.....	296	PA4560.....	293	PA8106.....	295	PA9740.....	288
PA2648.....	299	PA4561.....	293	PA8107.....	295	PDMM-20.....	385
PA2649.....	299, 346	PA4562.....	293	PA8108.....	295	PE2003.....	337-338, 400, 402
PA2653.....	299, 346	PA4563.....	293	PA8109.....	295	PE620.....	312
PA2656.....	299	PA4571.....	292, 341, 343, 347-349	PA8110.....	295	PE7780.....	312
PA2657.....	299	PA4572.....	292, 342, 344	PA8111.....	295	PE901.....	326
PA2664.....	369-370	PA4573.....	292, 342, 344, 349	PA8112.....	295	PE902.....	326
PA2668.....	369-370	PA4574.....	292, 342	PA8700.....	306	PE930.....	326
PA2672.....	300	PA4575.....	292, 342	PA900265.....	342-343, 345-347, 349	PE945.....	326
PA2673.....	300	PA4578.....	349	PA901013.....	298	PE961.....	326
PA2674.....	300	PA4591.....	292, 342-344, 348	PA901014.....	296	PF8.....	200
PA2687.....	300, 342, 349	PA4599.....	291, 341-343, 347-349	PA901016.....	296	PT-C01.....	277
PA2699.....	299	PA4908.....	348	PA901024.....	287	PT-K01.....	277
PA2712.....	305	PA4909.....	350	PA901039.....	349	PT-T01.....	277
PA3240.....	281	PA4910.....	345	PA9010391.....	349	PT-T02.....	277
PA3242.....	281	PA4915.....	345	PA901053.....	349	PTR-1.....	106
PA3526.....	292	PA4923.....	342-344, 347, 369	PA9010531.....	349	PTR-7/8.....	106
PA3527.....	292	PA4924.....	369	PA901054.....	346		
PA3528.....	292	PA4932.....	342	PA901066.....	322		
PA3560.....	293	PA4933.....	342	PA901074.....	322, 342		
PA3561.....	293	PA4934.....	343	PA901081.....	346		
PA3570.....	292, 341, 347-349	PA4935.....	344	PA901083.....	347		
PA3571.....	292	PA4938.....	347	PA901378.....	348		
PA3572.....	292	PA4939.....	343	PA9013781.....	348		
PA3573.....	292	PA4940.....	341, 347	PA901435.....	272		
PA3574.....	292	PA4940-31.....	341	PA906001.....	370		
PA3575.....	292	PA4941.....	341	PA906002.....	343		
PA3576.....	292	PA4942.....	341	PA906003.....	346		
PA3579.....	292	PA4943.....	341	PA9520.....	297, 342, 348, 350		
PA3580.....	294, 350	PA4946.....	341	PA9521.....	297		
PA3581.....	294	PA5000.....	341	PA9546.....	297, 342, 350		
PA3582.....	294	PA6000.....	351	PA9549.....	297		
PA3584.....	291	PA6001.....	351	PA9588.....	297		
PA3585.....	291	PA6514.....	292	PA9589.....	297		
PA3586.....	291	PA6515.....	292	PA9610.....	288		
PA3587.....	291	PA6575.....	28	PA9611.....	288		
PA3588.....	291	PA70020.....	287, 341	PA9612.....	288		
PA3589.....	291, 341-344, 348-349	PA8000.....	298, 342-343, 348-349	PA9614.....	288		
PA3590.....	291	PA8001.....	299	PA9615.....	288		
PA3591.....	291	PA8002.....	299	PA9642.....	288		
PA3592.....	291	PA8003.....	299	PA9643.....	288, 345		
PA3593.....	291	PA8004.....	299	PA9644.....	288, 342		
PA3594.....	291	PA8005.....	299	PA9645.....	288, 343		
PA3595.....	291	PA8006.....	299	PA9646.....	288		
PA3596.....	291	PA8007.....	299	PA9647.....	288		
PA3597.....	291	PA8008.....	299	PA9654.....	347-348		
PA3598.....	291	PA8009.....	299	PA9655.....	297, 347		
PA3599.....	291	PA8010.....	299	PA9669.....	290		
PA3711.....	295	PA8011.....	299	PA9670.....	290		
PA3712.....	295	PA8012.....	299	PA9671.....	290		
PA3713.....	295	PA8013.....	299	PA9672.....	290		
PA3714.....	295	PA8014.....	299	PA9673.....	290		
PA3715.....	295	PA8015.....	299	PA9675.....	289		
PA3716.....	295	PA8016.....	299	PA9676.....	288		
PA3717.....	295	PA8021.....	301	PA9677.....	288		
PA3718.....	295	PA8022.....	301	PA9678.....	288		
PA3811.....	295	PA8023.....	301	PA9682.....	289		
PA3812.....	295	PA8024.....	301	PA9683.....	289		
PA3813.....	295	PA8025.....	301	PA9686.....	289		
PA3814.....	295	PA8026.....	301	PA9687.....	288		

## Q

QCS-1..... 102

## R

R540-100.....	179
RCCX.....	100
RJ45.....	297
RK06AT.....	100, 245, 256
RK06FT.....	100, 245, 256
RK1230.....	100
RK1240.....	100, 245, 256
RK1240C.....	251
RK1240K.....	100
RK1550.....	100, 245, 253
RMT-1.....	314
RM536-100.....	179
RM536-50.....	179
RPC.....	308
RPT-1.....	314
RPT-2.....	314
RS232.....	90
RS438-125.....	177
RS438-240.....	177
RS438-65.....	177
RS438DL-150.....	176
RS438DL-250.....	176
RS438W-100.....	177
RSS438-100.....	178
RSS438-200.....	178

## S

S2613.....	186
S438W-200.....	177
SBSET-1-14.....	102
SDK105.....	243
SDK202GL.....	100
SDS-1/2.....	137
SDS-1/4.....	137
SDS-3/16.....	137
SDS-3/4.....	137



SDS-3/8 ..... 137  
 SDS-5/8 ..... 137  
 SDS-SET-5 ..... 137

**T**

T1020..... 358, 368  
 T1025..... 368  
 T1026..... 368  
 T1030..... 358, 368  
 T1038..... 368  
 T1040..... 368  
 T1087..... 368  
 T10E2..... 368  
 T10LC..... 368  
 T10TB..... 368  
 T10TD..... 368  
 T10ZP..... 368  
 T13A2..... 368  
 TC-10..... 375, 393-395, 412, 414, 418  
 TC-15..... 414  
 TC-20..... 379-380, 408, 415, 418  
 TC-28..... 415, 418  
 TC-30..... 391-392, 414, 418  
 TC-40..... 374, 382-383, 415, 418  
 TC-5..... 373-375, 395, 396, 414, 418  
 TC-50..... 390, 416, 418  
 TC-55..... 389-390, 416, 418  
 TC1S KIT ..... 262  
 TF130..... 262  
 TF70..... 262  
 TFL-1..... 412  
 TFL-1R..... 412  
 TG-1000..... 409  
 TG-2000..... 409  
 TG3..... 223  
 THM5AC..... 335  
 THM5BAT..... 333, 335  
 TK-30..... 404  
 TK-30GFI..... 404  
 TK-30IR..... 404  
 TLK-1..... 412  
 TM..... 325  
 TM-500..... 325  
 TM-500T..... 325  
 TM-700..... 325  
 TPB..... 379-380, 410  
 TPI-1..... 409  
 TPSFC..... 410  
 TS90..... 333  
 TS90-350..... 335  
 TSG-3..... 373-374, 379-383, 395, 413  
 TTL-3..... 413  
 TV220..... 334  
 TV220-350..... 334  
 TV220TDR..... 334  
 TV90..... 335

**U**

UA12P..... 226  
 UA12T..... 226  
 UA22..... 226  
 UAK..... 226  
 UAW..... 226  
 UC26..... 226  
 UC40..... 226  
 UCACSR..... 226  
 UCI..... 368  
 UCUNC12..... 226  
 UCUNC14..... 226  
 UCUNC38..... 226  
 UG511..... 216  
 UG511S..... 216

UG511ST..... 216  
 UG511T..... 216  
 UG512..... 216  
 UG512S..... 216  
 UG512ST..... 216  
 UG512T..... 216  
 UGSA150..... 216  
 UGSA200..... 216  
 UGSA250..... 216  
 UGSA300..... 216  
 UGSA350..... 216  
 UGSA400..... 216  
 UGSA500..... 216  
 UGSA600..... 216  
 UGSAK..... 216  
 UGTA075..... 216  
 UGTA100..... 216  
 UGTA125..... 216  
 UGTA150..... 216  
 UGTA200..... 216  
 UGTA250..... 216  
 UGTA300..... 216  
 UGTA350..... 216  
 UGTA400..... 216  
 UGTAK..... 216  
 UT10..... 192  
 UT10-22..... 192  
 UT10-25..... 191  
 UT10-2S..... 191-192  
 UT153-18..... 14  
 UT158-30..... 43  
 UT158-32..... 43  
 UT158-33..... 43  
 UT158-34..... 44  
 UT158-35..... 44  
 UT158-40..... 45  
 UT158-42..... 45  
 UT158-43..... 44  
 UT158-44..... 45  
 UT158-50..... 45  
 UT2..... 191, 198  
 UT4..... 197  
 UT4-22..... 197  
 UT4F..... 197  
 UT4F-22..... 197

**W**

WGEL-1..... 218  
 WGEL-5..... 218  
 WGEL-Q..... 218

**Numeric Index  
by Catalog/UPC  
Number**

00001..... 449  
 00002..... 449  
 00003..... 449  
 00023..... 361  
 00024..... 364  
 00025..... 359  
 00026..... 359  
 00028..... 447  
 00029..... 362  
 00032..... 451  
 00033..... 451  
 00034R..... 451

00035R..... 451  
 00036R..... 451  
 00037..... 451  
 00041..... 27  
 00042..... 75-77, 79-80,  
 83- 85, 87, 91-92  
 00042P..... 79  
 00043..... 27  
 00045..... 447  
 00057..... 27  
 00058..... 27  
 00059..... 27  
 00061..... 27  
 00062..... 27  
 00069..... 451  
 00071..... 451  
 00072..... 306  
 00073..... 306, 448  
 00074..... 306, 444  
 00075..... 307  
 00077..... 444  
 00079..... 306, 451  
 00089..... 448  
 00096..... 306  
 00097..... 306, 448  
 00098..... 307  
 00099..... 307  
 00100..... 450  
 00101..... 307, 450  
 00103..... 409  
 00104..... 409, 448  
 00105..... 448  
 00106..... 448  
 00107..... 448  
 00110..... 444  
 00111..... 444  
 00113..... 131  
 00115..... 131  
 00116..... 131  
 00116R..... 444  
 00117..... 51, 444  
 00118..... 51, 444  
 00119..... 444  
 00120..... 51  
 00121..... 51  
 00130..... 51  
 00131..... 51  
 00149..... 197  
 00154..... 197, 447  
 00155..... 447  
 00157..... 447  
 00158..... 447  
 00159..... 447  
 00160..... 447  
 00181..... 51  
 00185..... 61  
 00190..... 448  
 00191..... 448  
 00192..... 448  
 00193..... 51, 448  
 00194..... 197, 448  
 00195..... 448  
 00196..... 51  
 00197..... 51  
 00198..... 51  
 00199..... 51, 448  
 00200..... 51  
 00201..... 51  
 00203..... 52  
 00204..... 52  
 00205..... 50  
 00206..... 50  
 00207..... 50  
 00208..... 50  
 00209..... 50  
 00210..... 50  
 00211..... 50  
 00212..... 50  
 00213..... 50  
 00214..... 50  
 00216..... 50  
 00222..... 51  
 00223..... 51  
 00224..... 51  
 00225..... 51  
 00233..... 51  
 00234..... 51  
 00235..... 51  
 00236..... 52  
 00237..... 52  
 00238..... 52  
 00239..... 52  
 00240..... 52  
 00242..... 52  
 00243..... 52  
 00288..... 30  
 00301..... 239  
 00334..... 384  
 00336..... 239  
 00337..... 384  
 00339..... 384  
 00355..... 29, 171  
 00357..... 192  
 00358..... 192  
 00359..... 192  
 00362..... 193  
 00369..... 193  
 00450..... 384  
 00471..... 194  
 00486..... 325  
 00494..... 325  
 00521..... 338, 400  
 00533..... 451  
 00534..... 451  
 00535..... 451  
 00536..... 451  
 00548A..... 446  
 00548R..... 448  
 00550..... 448  
 00551..... 448  
 00553..... 192-194  
 00560..... 194  
 00561..... 194, 448  
 00562..... 194  
 00563..... 194  
 00564..... 194  
 00565..... 194  
 00566..... 194  
 00567..... 194  
 00568..... 194  
 00571..... 154  
 00573..... 154  
 00575A..... 447  
 00575R..... 447  
 00583..... 194  
 00584..... 194  
 00585..... 194, 447  
 00586..... 194  
 00587..... 194, 447  
 00588..... 194  
 00589..... 194  
 00596..... 447  
 00606..... 375, 389-396  
 00622..... 67  
 00623..... 67  
 00624..... 67

# INDEX

00625.....	67	01026.....	128	01463.....	327	0159-14.....	56
00626.....	67	01027.....	128	0151-08D.....	4	0159-28.....	56
00627.....	67	01029.....	128	0151-08M.....	4	0159-29.....	55
00629.....	67	01030.....	128	0151-09-INS.....	46	0159-30.....	55
00630.....	67	01031.....	129	0151-09CD.....	4	0159-34.....	55
00643.....	325	01042.....	128	0151-09CM.....	4	0159-36.....	55
00721.....	328	01047.....	129	0151-09D.....	4	0159-42.....	56
00722.....	328	01054.....	223	0151-09FD.....	4	0160-0001-1.....	339
00723.....	328	01058.....	223	0151-09FM.....	4	0161-0001-1.....	339
00725.....	328	01059.....	223	0151-09M.....	4	0162-0001-1.....	339
00726.....	328	01082.....	261	0151-09SD.....	4	01623.....	447
00728.....	328	01128.....	257	0151-09TD.....	4	0163-0001-1.....	339
00729.....	328	01129.....	269	0153-01-INS.....	48	01630.....	114
00733.....	328	01131.....	61-62	0153-01C.....	13	01631.....	247, 259
00734.....	328	01134.....	225	0153-02C.....	13	0164-0001-1.....	339
00735.....	223	01135.....	225	0153-03C.....	13	01643.....	120
00753.....	361	01136.....	228	0153-04C.....	15	0165-0001-1.....	339
00763.....	56	01137.....	228	0153-11-INS.....	48	01664.....	179
00764.....	223	01138.....	230	0153-11C.....	15	0168-0001-1.....	339
00766.....	223	01139.....	234	0153-12C.....	15	01696.....	177
00767.....	223	01141.....	239	0153-13C.....	15	0170-0001-1.....	340
00781.....	196	01142.....	242	0153-14C.....	15	01700.....	151-152
00782.....	196	01143.....	243	0153-15-INS.....	48	0171-0001-1.....	340
00783.....	196	01146.....	248	0153-15C.....	15	0172-0001-1.....	340
00784.....	196	01147.....	237	0153-16C.....	15	0173-0001-1.....	340
00785.....	67	01148.....	252	0153-17-INS.....	48	0174-0001-1.....	340
00791.....	196	01149.....	252	0153-21-INS.....	48	0175-0001-1.....	340
00799.....	196	01151.....	223	0153-21C.....	15	01761-01L.....	50
00804.....	196	01152.....	236	0153-22-INS.....	48	01761-01M.....	50
00811.....	196	01153.....	238	0153-22C.....	15	01761-01XL.....	50
00812.....	192	01155.....	249	0153-23-INS.....	48	01761-02L.....	50
00813.....	192	01156.....	249	0153-23C.....	15	01761-02M.....	50
00814.....	192	01157.....	249	0153-24C.....	15	01761-02XL.....	50
00815.....	196	01158.....	255	0153-25C.....	15	01761-03L.....	50
00820.....	196	01159.....	255	0153-26C.....	15	01761-03M.....	50
00829.....	192	01205.....	432	0153-27C.....	15	01761-03XL.....	50
00835.....	196	01207.....	432	0153-28C.....	15	01762-01C.....	51
00838.....	201	01214.....	432	0153-31-INS.....	48	01762-01S.....	51
00843.....	201	012154500.....	333	0153-31C.....	16-17	01762-02C-150.....	51
00853.....	420	01220.....	431	0153-32C.....	15	01762-03A.....	51
00854.....	201	01221.....	431	0153-33-ins.....	48	01762-04M.....	51
00858.....	420	01222.....	431	0153-33C.....	16-17	01762-05S.....	51
00859.....	420	01225.....	431	0153-34C.....	16-17	01762-06C.....	51
00863.....	196	01228.....	428	0153-35-ins.....	48	01762-07C.....	51
00864.....	196	012412.....	115-116	0153-35C.....	16	01765-01.....	52
00865.....	192-193	012413.....	115-116	0153-36C.....	16	01765-02.....	52
00872.....	201	012414.....	115-116	0153-42C.....	14, 341	0178-0001-1.....	340
00873.....	201	012415.....	115-116	0153-42CP.....	14	01850.....	448
00874.....	201	012417.....	108, 115-116	0153-43C.....	14	01870.....	243
00884.....	197	01247.....	110	0154-06.....	22	01874.....	200
00891.....	358	01248.....	110	0154-08.....	22	01876.....	231
00894.....	357	01249.....	110	0154-08C.....	22	01878.....	231
00895.....	357	01250.....	110	0154-08D.....	22	01879.....	123
00896.....	357	01251.....	110	0154-10.....	22	01886.....	427
00897.....	357	01252.....	110	0154-10C.....	22	01894.....	448
00898.....	357	01254.....	110	0154-10D.....	22	01922R.....	446, 449
00899.....	356	01257.....	110	0154-12.....	22	01980.....	79
00900.....	356	01258.....	110	0154-12C.....	22	01981.....	79
00903.....	157	01260.....	110	0154-12D.....	22	01982.....	79
00936.....	154	01261.....	110	0155-100.....	34	01983.....	79
00946.....	154	01262.....	110	0155-200.....	34	01984.....	79
00949.....	236, 241	01263.....	110	0155-25A.....	34	01985.....	79
00963.....	129	01266.....	110	0155-7MA.....	34	01987.....	79-80
00964.....	129	01271.....	110	0156-11.....	35	01988.....	79-80
00967.....	192-193, 200	01272.....	110	0158-11.....	38	01992.....	79-80
00984.....	325	01273.....	110	0158-12.....	38	01993.....	79-80
00985.....	193	01274.....	240	0158-13.....	38	01994.....	79-80
00986.....	193	012791.....	115-117	0158-14.....	42	01995.....	79-80
01000.....	128	012792.....	115-117	0158-15.....	40	01996.....	79-80
01010.....	128	012793.....	115-117	0158-16.....	39	01997.....	79-80
01011.....	128	01297.....	447	0158-17.....	40	02004.....	108
01012.....	128	01316.....	327	0158-19.....	39	02005.....	108
01020.....	129	01317.....	327	0159-01-INS.....	46-47	02006.....	108
01022.....	129	01324.....	327	0159-11.....	53	02007.....	108
01023.....	129	0134-0500.....	315	0159-12.....	53-54	02010.....	198
01024.....	129	01340.....	262	0159-13.....	54	02010.....	226

**N** = NEW PRODUCT

**R** = REPLACEMENT PART

**A** = ACCESSORY



02021.....	258	0253-42C.....	20	03480.....	125	04013.....	62, 69, 71, 73-76, 78-80,
02022.....	258	0253-43C.....	20	0351-06M.....	6	.....	82-83, 87, 91
02028.....	330	0254-11.....	25-26	0351-07M.....	6	04040.....	76-77, 79-80, 83-85, 87, 91
02037.....	258	0254-12.....	26	0351-08-INS.....	46	04042.....	75-77, 79-80, 83, 85, 87, 91
02042.....	223	0254-13.....	26	0351-08M.....	6	04058.....	87
02064.....	254	0254-40.....	25	0351-08SD.....	6	04059.....	87
02065.....	254	0254-42.....	25	0351-08SM.....	6	04061.....	62, 69, 71, 73-74, 76,
02066.....	330	0254-43.....	25	0353-01C.....	17	.....	78-80, 82-83, 87, 91
02069.....	379	0254-44.....	25	0353-11C.....	17	04062.....	82-83, 87
02070.....	429	0254-45.....	25	0353-12C.....	17	04063.....	62, 69, 71, 73-76, 78-80,
02072.....	30, 130, 267	0254-46.....	25	0353-13C.....	17	.....	82-83, 87, 91
02075.....	258	0254-47.....	25	0353-14C.....	17	04086.....	159
02076.....	258	0254-48.....	25	0353-32-ins.....	48	04175.....	69, 71, 82-83, 87, 91
02077.....	258	0254-49.....	25	0353-33-ins.....	48	04177.....	69, 71, 82-83, 87, 91
02078.....	258	0254-50.....	25	0353-52C.....	16	04180.....	69, 71, 82-83, 87, 91
02079.....	258	0254-51.....	25	0353-53C.....	16	04181.....	230
02080.....	258	0258-11.....	40	0354-01.....	23-24	04183.....	69, 71, 82-83, 87, 91
02081.....	258	0258-13.....	41	0354-11.....	23-24	04184.....	230
02082.....	258	0258-14.....	41	0354-12.....	23-24	04187.....	87, 91
02083.....	258	02624.....	254	0354-13.....	23-24	04188.....	87, 91
02084.....	258	02625.....	254	0354-14.....	23-24, 341	04218.....	79, 87
02086.....	262	02628.....	254	0354-15.....	23-24	04223.....	87
02145.....	137	02629.....	254	0354-16.....	23-24	04224.....	87
02154.....	137	02630.....	254	0354-17.....	23-24	04225.....	87
02155.....	8, 271	02632.....	271	0354-18.....	23	04226.....	87
02162.....	137	02633.....	272	0354-19.....	23	04227.....	87
02163.....	137	02634.....	274	0354-20.....	23	04228.....	87
02182.....	434	02635.....	274	0354-21.....	23	04229.....	87
02268.....	182	02636.....	273	0354-22.....	23	04230.....	87
02350.....	451	02637.....	273	0354-23.....	23	04232.....	85, 87
02408.....	87	02638.....	273	0354-24.....	23	04233.....	85, 87
02409.....	87	02667.....	133	0354-25.....	23	04234.....	85, 87
02433.....	87	02669.....	133	0354-26.....	23	04235.....	87
02443.....	87	02671.....	133	0354-58.....	24	04237.....	87
02445.....	87	02694.....	254	0354-59.....	24	04238.....	87
0251-05M.....	5	02706.....	109	0354-60.....	24	04240.....	87
0251-06M.....	5	02707.....	109	0354-61.....	24	04242.....	87
0251-07M.....	5	02708.....	109	0354-62.....	24	04245.....	87
0251-08A-INS.....	46	02800.....	121-122, 124	0354-63.....	24	04246.....	87
0251-08AD.....	5	02801.....	121-122, 124	0354-64.....	24	04247.....	87
0251-08AM.....	5	02802.....	121	03548.....	240	04248.....	87
0251-08D.....	341	02803.....	121	0358-13L.....	51	04249.....	87
0251-08M.....	5	02804.....	121	0358-14L.....	51	04250.....	87
0252-11.....	12	02805.....	121	0358-14XL.....	51	04251.....	87
0253-01C.....	19	02806.....	121	0358-15L.....	51	04252.....	87
0253-01NH-6.....	21	02815.....	81, 83	0358-15XL.....	51	04253.....	29, 171
0253-02C.....	19	02826.....	240	03581.....	118	04256.....	87
0253-03NH-INS.....	49	02846.....	192-193	03582.....	33, 172	04257.....	87
0253-05-S.....	19	02912.....	254	03583.....	33, 172	04258.....	87
0253-06NH-6.....	20	02913.....	254	03599.....	119	04259.....	87
0253-11C.....	20	03078.....	247, 259	03607.....	104	04292.....	248
0253-11NH-6.....	21	03079.....	259	03661.....	196	04339.....	424
0253-11NH-INS.....	49	03080.....	259	03710.....	111	04343.....	99
0253-12C.....	20	03081.....	259	03711.....	111	04460.....	423
0253-12NH-6.....	21	03082.....	259	03712.....	111	0451-10-INS.....	46
0253-12NH-INS.....	49	03083.....	259	03713.....	111	0451-10M.....	7
0253-13.....	20	03084.....	259	03714.....	111	0451-12D.....	7
0253-13NH-6.....	21	03085.....	259	03715.....	111	0451-12M.....	7
0253-13NH-INS.....	49	03086.....	259	03716.....	111	0451-16D.....	7
0253-14C.....	20	03087.....	259	03986.....	84-85, 87	04510R.....	445-446
0253-14NH-6.....	21	03088.....	259	03990.....	84, 87	0453-11C.....	16
0253-14NH-INS.....	49	03089.....	259	03991.....	84, 87	04598.....	66
0253-15C.....	20	03090.....	259	03998.....	84, 87	04599.....	66
0253-15NH-6.....	21	03091.....	259	03999.....	84, 87	04601.....	66
0253-15NH-INS.....	49	03092.....	259	04-03-36C.....	114	04602.....	66
0253-16C.....	20	03094.....	259	04-03-54C.....	114	04603.....	66
0253-16NH-6.....	21	03170.....	68-71, 81-82, 91	04-03-72C.....	114	04605.....	66
0253-16NH-INS.....	49	03196.....	193	04002.....	84, 87	04607.....	66
0253-17C.....	20	03242.....	247	04003.....	84, 87	04608.....	66
0253-17NH-6.....	21	03248.....	62, 65, 68-69, 71,	04006.....	84-85, 87, 97-98	04609.....	66
0253-17NH-INS.....	49	.....	73, 81-82, 91	04008.....	82-83, 87, 98	04611.....	66
0253-33C.....	20	03249.....	65, 68-69, 71, 81-82, 91	04010.....	82-83, 87, 98	04613.....	66
0253-34C.....	20	03396.....	161	04011.....	62, 69, 71, 73-76, 78-80,	04614.....	66
0253-35C.....	20	03400.....	161	.....	82-83, 87, 91	04638.....	89-90
0253-36C.....	20	03478.....	125			04652.....	69, 71, 82-83, 87
0253-41C.....	20	03479.....	125			04653.....	69, 71, 82-83, 87

USA PHONE 800.435.0786  
FAX 800.451.2632

CANADA PHONE 866.384.8813  
FAX 800.524.2853

INT'L PHONE +1.815.397.7070  
FAX +1.815.397.9247

www.greenlee.com

# INDEX

04654.....	69, 71, 82-83, 87	05516.....	210	06269.....	187	07033.....	226
04655.....	69, 71, 82-83, 87	05517.....	210	06274.....	184, 186-187	07035.....	226
04663.....	241	05518.....	210	06276.....	187	07036.....	226
04679.....	87	05521.....	210	06277.....	184, 186-187	07037.....	226
04685.....	87	05522.....	210	06280.....	184, 186-187	07038.....	226
04686.....	91	05523.....	210	06302.....	65, 68-69, 81-82, 98, 100	07039.....	226
04719.....	426	05526.....	236	06362.....	87	07044.....	84, 87
04734.....	87	05528.....	192	06363.....	87	07062.....	226
04735.....	87	05564.....	190	06426.....	250	07084.....	411
04736.....	84, 87	05645.....	190	06427.....	250	07100.....	138
04761-01.....	50	05691.....	118	06430.....	96	07173.....	70-71
04761-02.....	50	05692.....	118	0652-11.....	27	07174.....	70-71
04765-01L.....	52	05693.....	118	0652-22.....	27	07199.....	250
04765-01XL.....	52	05694.....	118	0652-23.....	27	07202.....	250
04823.....	120	05695.....	118	0652-24.....	27	07205.....	251
04829.....	247	05696.....	118	0652-25.....	27	07274.....	226
04872.....	43	05697.....	118	0652-26.....	27	07310.....	81-82, 138
04873.....	43	05698.....	118	0652-28.....	27	07320.....	138
04874.....	43	05699.....	118	0652-29.....	27	07405.....	138
04875.....	44	05700.....	118	0653-01L.....	30	07445.....	138
04876.....	44	05701.....	118	0653-01R.....	30	07455.....	138
04877.....	44	05702.....	118	0653-01S.....	30	07475.....	164
04878.....	45	05703.....	118	06555.....	233	07483.....	420
04879.....	45	05704.....	118	06569.....	409	07486.....	423
04880.....	45	05705.....	118	06570.....	410	07487.....	422
04881.....	45	05706.....	118	06574.....	262	07500.....	177
04941.....	137	05707.....	118	06575.....	262	07520.....	413
04942.....	137	05752.....	118	06576.....	262	07530.....	386
04943.....	137	05753.....	118	06577.....	262	07531.....	386
04944.....	137	05761.....	118	06586.....	87	07534.....	375, 393-395, 412, 414, 418
04945.....	137	05762.....	118	06587.....	87	07535.....	379-380, 408, 415, 418
04946.....	137	05766.....	118	06678.....	79	07536.....	391-392, 414, 418
04947.....	137	05820.....	118	06714.....	226	07541.....	412
04948.....	137	05850.....	100, 223	06727.....	79	07559.....	396
04951.....	62	05851.....	100	06728.....	79	07564.....	390
04956.....	62	05883.....	9, 47, 232	06729.....	79	07567.....	390
04978.....	83	05923.....	233	06744.....	259	07568.....	389
05090.....	243	05927.....	97	06745.....	259	07572.....	407
05098.....	142-143	05928.....	97	06746.....	259	07573.....	407
05157.....	179	05930.....	233	06747.....	259	07574.....	408
05158.....	179	05932.....	97	06749.....	259	07576.....	408
05191.....	133	05935.....	244	06750.....	259	07588.....	373-375, 395-396, 414, 418
05197.....	133	05957.....	118	06751.....	259	07591.....	407
05244.....	88-90	05958.....	118	06752.....	259	07592.....	379-380, 410
05265.....	87	05959.....	118	06753.....	259	07593.....	395
05266.....	87	05960.....	118	06754.....	259	07595.....	414
0529-0001.....	331	05961.....	118	06755.....	259	07625.....	395
05300.....	133	06-03-36B.....	114	06756.....	259	07631.....	390
05351.....	251	06-03-36C.....	114	06762-01.....	52	07634.....	390
05353.....	253	06-03-54A.....	114	06762-02HB.....	52	07635.....	389
05447.....	87	06-03-54B.....	114	06762-02HH.....	52	07638.....	407
05448.....	87	06-03-54C.....	114	06762-03.....	52	07639.....	407
05469.....	210	06-03-54M.....	113	06762-04G.....	52	07640.....	405
05470.....	210	06-03-72A.....	114	06765-10L.....	51	07653.....	389
05471.....	210	06-03-72B.....	114	06765-10XL.....	51	07664.....	394
05472.....	210	06-03-72C.....	114	06765-11L.....	51	07665.....	406
05473.....	210	06011.....	244	06765-11XL.....	51	07666.....	394
05474.....	210	06015.....	97	06765-12L.....	51	07699.....	393
05477.....	210	06060.....	411	06765-12XL.....	51	07700.....	393
05478.....	210	06061.....	411	06850.....	11	07715.....	415, 418
05479.....	210	06065.....	256	06851.....	11	07730.....	389
05480.....	210	06066.....	256	06852.....	10, 278	07732.....	392
05502.....	210	06083.....	411	06857.....	10, 278, 369	07733.....	392
05503.....	210	06176.....	67	06892.....	78	07735.....	375
05504.....	210	06183.....	67	06894.....	258	07746.....	390, 416, 418
05505.....	210	06186.....	182	06900.....	153	07747.....	389-390, 416, 418
05506.....	210	06190.....	67	06901.....	153	07749.....	374
05507.....	210	06196.....	256	06902.....	153	07755.....	385
05508.....	210	06197.....	256	06904.....	65, 68-69, 71, 81-82, 91	07796.....	336
05509.....	210	06200.....	411	06923.....	126	07796.....	401
05510.....	210	06206.....	67	06972.....	62, 69, 71, 73-76, 78-80, 82-83, 87, 91	07798.....	391
05511.....	210	06213.....	67	06974.....	82-83, 87	07799.....	391
05512.....	210	06259.....	182	06978.....	82-83, 87	07829.....	164
05513.....	210	06265.....	187	06996.....	87	07969.....	423
05514.....	210	06266.....	187	06997.....	87	07978.....	29, 171
05515.....	210	06268.....	187			07982.....	29

**N** = NEW PRODUCT

**R** = REPLACEMENT PART

**A** = ACCESSORY



07987.....	29	09965.....	129	10176.....	259	10439.....	219
08-03-36A.....	114	09966.....	129	10177.....	259	10442.....	182
08-03-36B.....	114	09967.....	129	10179.....	259	10443.....	182
08-03-36C.....	114	09968.....	129	10180.....	259	10445.....	188
08-03-54A.....	114	09969.....	129	10182.....	241, 259	10446.....	188
08-03-54B.....	114	09970.....	129	10185.....	120	10447.....	188
08-03-54C.....	114	09975.....	129	10186.....	120	10453.....	182
08-03-72A.....	114	09976.....	129	10187.....	55	10462.....	433
08-03-72B.....	114	09977.....	129	10188.....	260	10475.....	72-73
08-03-72C.....	114	09979.....	129	10189.....	260	10476.....	72-73
08-04-54M.....	113	09990.....	129	10190.....	260	10497.....	181
08000.....	193	09993.....	130	10191.....	56	10498.....	181
08031.....	239	09994.....	130	10192.....	260	10504.....	181
08160.....	254	09995.....	130	10193.....	260	10506.....	181
08161.....	254	09996.....	130	10195.....	260	10507.....	233
08187.....	428	10003.....	130	10196.....	260	10538.....	108, 115
08263.....	186	10004.....	130	10197.....	260	10565.....	179
08264.....	186	10005.....	130	10198.....	260	10582.....	365-366
08265.....	186	10006.....	130	10199.....	260	1062.....	358, 368
08266.....	186	10014.....	197	10200.....	260	10627.....	47
08267.....	186	10015.....	197	10202.....	260	10628.....	14
08375.....	96	10028.....	177	10203.....	260	10629.....	20
08377.....	96	10037.....	28, 131	10205.....	260	10633.....	8
08379.....	96	10038.....	28, 131	10206.....	260	10633.....	271
08420.....	427	10039.....	28, 131	10207.....	260	10640.....	446, 450
08427.....	427	10043.....	132	10208.....	260	10641.....	450
08428.....	427	10044.....	132	10209.....	260	10642.....	450
08429.....	167-168	10045.....	132	10210.....	260	10687.....	123
08656.....	315	10046.....	177	10211.....	120	10763.....	253
08657.....	315	10048.....	177	10214.....	120	10792.....	355
08661.....	323	10051.....	180	10220.....	36	10800.....	80
08662.....	336, 401	10052.....	180	10227.....	249	10801.....	80
08665.....	312	10054.....	398	10229.....	249	10802.....	80
08666.....	337, 402	10057.....	398	10231.....	249	10803.....	80
08670.....	313	10072.....	123	10234.....	249	10804.....	80
08672.....	314	10073.....	123	10237.....	249	10805.....	80
08677.....	317	10075.....	123	10252.....	216	10806.....	80
08678.....	337, 402	10076.....	123	10253.....	216	10807.....	80
08680.....	311	10077.....	123	10260.....	260	10809.....	231
08682.....	318	10078.....	123	10261.....	260	10826.....	160-162
08683.....	319, 403	10079.....	123	10268.....	404	10856.....	394
08685.....	319	10080.....	123	10278.....	216	10857.....	394
08686.....	308	10081.....	123	10279.....	216	10858.....	393
08690.....	316	10082.....	123-124	10280.....	216	10859.....	393
08693.....	310	10101-50000.....	330	10281.....	216	10860.....	392
08694.....	316	10101-51000.....	330	10282.....	216	10861.....	392
08695.....	338, 403	10101-51100.....	330	10283.....	216	10862.....	391
08702.....	277	10101-51200.....	330	10284.....	216	10863.....	391
08707.....	277	10101-51300.....	330	10285.....	216	10872.....	271
08708.....	277	10101-51400.....	330	10286.....	216	10873.....	271
08709.....	314	10107.....	257	10287.....	216	10874.....	271
08710.....	308	10109.....	68-69, 71, 81-82, 91	10289.....	216	10875.....	271
08711.....	314	10118.....	230, 238-239, 242-243, 249, 252, 255, 257	10291.....	216	10876.....	271
08740.....	381	10122.....	225	10293.....	216	10877.....	271
08741.....	381	10134.....	225	10295.....	216	10917.....	161
08742.....	381	10139.....	225	10297.....	216	10918.....	161
08743.....	380	10140.....	225	10300.....	10, 278	10919.....	161
08744.....	380	10157.....	120	10304.....	216	10920.....	160-162
08745.....	380	10158.....	120	10311.....	216	10921.....	160-162
08746.....	379	10159.....	120	10353.....	216	10922.....	160-162
09-03-36A.....	114	10160.....	120	10354.....	216	10923.....	162
09-03-36B.....	114	10161.....	120	10355.....	216	10924.....	162
09-03-54A.....	114	10162.....	120	10356.....	216	10925.....	162
09-03-54B.....	114	10163.....	120	10357.....	216	10939.....	160-162
09-03-54C.....	114	10165.....	259	10358.....	216	10946.....	162
09-03-72A.....	114	10166.....	259	10359.....	216	10963.....	162
09-03-72B.....	114	10167.....	259	10360.....	216	10988.....	258
09-03-72C.....	114	10168.....	259	10378.....	427, 437	10996.....	260
09025.....	373	10169.....	259	10383.....	73	10997.....	260
09027.....	373	10170.....	259	10391.....	73	10998.....	260
0952-01.....	30, 130, 267	10171.....	259	10397.....	239	10999.....	260
09865.....	29, 171	10172.....	259	10398.....	239	11003.....	260
09907.....	9, 232	10173.....	259	10415.....	97	11004.....	260
09908.....	9, 232	10174.....	259	10419.....	97	11006R.....	463
09963.....	129	10175.....	259	10437.....	219	11006X.....	463
09964.....	129			10438.....	219	11007.....	260

# INDEX

11010.....	260	1137-5002.....	329	12161.....	103	12358.....	79
11011.....	260	11372.....	375	12162.....	103	12360.....	79
11012.....	260	11397.....	240	12163.....	103	1236D.....	113
11013.....	260	113AV.....	84, 87	12164.....	103	12372.....	205
11014.....	260	11412.....	139	12165.....	103	12383.....	237
11015.....	260	11422.....	181	121AV.....	84-85, 87, 97, 98	12384.....	237
11016.....	260	11426.....	181	1221-H.....	447	12387.....	237
11018.....	260	1143-5000.....	333	12211.....	205	123AV.....	82-83, 87, 98
11020.....	260	1144-5000.....	329	12222.....	258	1240.....	262
11038.....	186	114AV.....	84, 87	12223.....	258	12411.....	115-116
11039.....	186	1155-0526.....	365-366	12225.....	258	12416.....	108, 115
11040.....	186	1155-1010.....	334	12226.....	258	12418.....	108, 115
11041.....	186	1155-5001.....	327	12227.....	258	12424.....	176
11042.....	186	1155-5003.....	327	12228.....	258	12425.....	152
11050.....	339	1155-5005.....	327	12229.....	258	12426.....	152
11059.....	340	1155-5009.....	327	12237.....	258	12427.....	152, 456
11072.....	159	1155-7001.....	331	1223NS.....	425	12428.....	152, 456
11075.....	159	1160-0100.....	328	12274.....	63, 225, 230, 238-239, 242, 243, 248-249, 252, 255, 257	12429.....	152, 456
11089.....	159	1160-0101.....	328	12293.....	190	12430.....	152, 456
11097.....	109	1160-0102.....	328	1230.....	262, 425, 427	12431.....	456
11098.....	109	1160-0103.....	328	12302.....	79	12469.....	177
11099.....	109	1160-0104.....	328	12303.....	79	12470.....	177
11100.....	109	1160-0105.....	328	12304.....	79	12471.....	177
11101.....	109	1160-0106.....	328	12305.....	79	12472.....	177
11102.....	109	1160-0107.....	328	12306.....	79	12476.....	177
11107.....	159	1160-0108.....	328	12307.....	79	12477.....	34
11126.....	159	1160-1000.....	328	12308.....	79	12479.....	34
11132.....	159	1160-5000.....	328	12309.....	79	12480.....	178
11145.....	196	11617.....	33, 172	12310.....	79	12481.....	178
11146.....	159	11627.....	103	12311.....	79	12482.....	178
11147.....	195-196	11628.....	103	12312.....	79	12483.....	179
11152.....	196	11689.....	385	12313.....	79	12484.....	179
11170.....	121	11761.....	231	12314.....	79	124AV.....	62, 69, 71, 73-76, 79-80, 82-83, 87, 91
11180.....	121	11768.....	231	12315.....	79	124AVP.....	79-80
11230.....	196	11789.....	98	12316.....	79	12524.....	166
1125GB.....	133	11790.....	98	12317.....	67	12526.....	9, 47, 232
11261.....	80	11797.....	98	12318.....	67	12555.....	106
11262.....	80	11798.....	262	12319.....	67	12556.....	106
11263.....	80	117AV.....	84	12320.....	67	12558.....	106
11264.....	80	11841.....	229, 237	12321.....	67	12559.....	106
11265.....	80	11845.....	229, 237	12322.....	67	12561.....	106
11266.....	80	11851.....	229, 237	12323.....	67	12562.....	106
11267.....	32	11856.....	229, 237	12324.....	67	12566.....	249
11268.....	32	11865.....	396	12325.....	67	12567.....	249
11269.....	32	11868.....	383	12326.....	67	12568.....	249
11270.....	32	11869.....	383	12327.....	67	12569.....	249
11271.....	32	11870.....	382	12328.....	67	12579.....	151
11273.....	32	11871.....	382	12329.....	67	12580.....	152-154
11274.....	32	11890.....	226	12330.....	67	12581.....	151-154
11275.....	32	118AV.....	84, 87	12331.....	67	12582.....	151-154
11276.....	32	11903.....	98	12332.....	67	12583.....	152
11277.....	31	11915.....	29	12333.....	67	12584.....	152
11278.....	31	11917.....	29	12334.....	67	1258D.....	113
11279.....	31	12-04-36A.....	114	12335.....	79	12598.....	187
11280.....	31	12-04-54A.....	114	12336.....	79	125AV.....	82-83, 87, 98
11281.....	32	12-04-54C.....	114	12337.....	79	125Q.....	115-117
11289.....	98, 100, 156, 159-162	12-04-72A.....	114	12338.....	79	12600.....	335
11301.....	32	12-04-72C.....	114	12339.....	79	12623.....	338, 403
11306.....	32	12028.....	412	12341.....	79	12629.....	8, 234
1131-0202.....	329-330	12034.....	373-375, 379-383, 395, 413	12342.....	79	12656.....	216
11316.....	32	12035.....	412	12343.....	79	12671.....	429
11321.....	32	12079.....	98	12344.....	79	12676.....	166
1134-1002S.....	329-330, 333	12085.....	98	12345.....	79	12677.....	166
1134-5029.....	330	12086.....	98	12346.....	79	12678.....	166
11342.....	31-32	12087.....	98	12347.....	79	12679.....	268, 285, 354
11344.....	31-32	12092.....	228	12348.....	79	12680.....	47, 232
11346.....	31-32	12093.....	228	12349.....	79	12681.....	47, 232
11348.....	32	12097.....	74, 91, 94	12350.....	79, 135	12689.....	166
11357.....	80	12099.....	66, 74, 91, 94	12351.....	79	12690.....	166
11361.....	80	12123.....	375	12352.....	79	12691.....	166
11362.....	80	12124.....	405	12353.....	79	126AV.....	62, 69, 71, 73-76, 78-80, 82-83, 87, 91
11363.....	80	12125.....	405	12354.....	79	126AVP.....	79-80
11364.....	80	12126.....	398	12355.....	79	12709.....	177
11365.....	80	12127.....	404	12356.....	79	12710.....	177
11366.....	80	12151.....	103	12357.....	79		
11367.....	31	12160.....	103				

**N** = NEW PRODUCT

**R** = REPLACEMENT PART

**A** = ACCESSORY



12711.....	178	13423.....	21	1399.....	132	15363.....	201
12712.....	178	13424.....	21	1399-22.....	132	15364.....	201
12713.....	178	13438.....	13	1412D.....	113	15372.....	436
12714.....	178	13439.....	48	14159.....	167	15375.....	436
12715.....	179	13440.....	48	1418D.....	113	1557AA.....	68-69, 71, 81-82, 91, 93
12716.....	179	13441.....	48	1424D.....	113	1557SS.....	67
12717.....	179	13442.....	48	14265.....	162	15631.....	98
12718.....	179	13443.....	48	14279.....	159	15669.....	162
12725.....	385	13444.....	48	14287.....	159	15671.....	162
12726.....	395	13445.....	48	1429AV.....	69, 71, 82-83, 87, 91	15677.....	164
12727.....	376	13446.....	48	1430AV.....	69, 71, 82-83, 87, 91	15800.....	452
12729.....	177	13447.....	48	1431AV.....	69, 71, 82-83, 87, 91	15801.....	452
1272D.....	113	13448.....	48	1432AV.....	69, 71, 82-83, 87, 91	15810.....	452
12730.....	177	13451.....	48	1433AVBB.....	87, 91	15811.....	452
12787.....	121	13453.....	46	1434AV.....	87, 91-92	15829.....	161
127AV.....	82-83, 87	13454.....	46	1436D.....	113	15906.....	68-69, 82
12810.....	166	13455.....	46	14392.....	180	15908.....	65, 68-69, 71, 81-82
12831.....	166	13456.....	46	14486.....	453-454, 456	15909.....	81-82
12832.....	166	13460.....	203	14487.....	453-454, 456	15910.....	81-82
12833.....	166	13473.....	49	14496.....	160	15911.....	98
12834.....	166	13474.....	49	14568.....	199	15930.....	453
12835.....	166	13475.....	49	14722... 62, 69, 71, 73-80, 82-85, 87, 91		15931.....	453
12836.....	166	13476.....	49	14722P.....	79-80	15932.....	453
12837.....	166	13477.....	49	14909.....	161	15933.....	453
12838.....	166	13478.....	49	149H2-1.....	110	15934.....	453
12839.....	166	13479.....	49	149H2-1-1/2.....	110	15935.....	453
12847.....	233	13480.....	49	149H2-1-1/4.....	110	16-04-36A.....	114
12848.....	412	13483.....	34	149H2-1-1/8.....	110	16-04-54A.....	114
12849.....	398	13484.....	34	149H2-1-3/4.....	110	16-04-72A.....	114
12850.....	398	13487.....	4	149H2-1-3/8.....	110	16001.....	453
12851.....	398	13488.....	4	149H2-1/4.....	110	16002.....	453
12852.....	398	13490.....	14	149H2-2.....	110	16101.....	454
12853.....	398	13491.....	15	149H2-2-1/4.....	110	16102.....	454
12856.....	225	13492.....	37	149H2-2-1/8.....	110	1614SS.....	62, 73, 93
12857.....	225	13493.....	37	149H2-2-9/16.....	110	16249.....	161
128AV.....	62, 69, 71, 73-76, 78-80, 82-83, 87, 91	13494.....	36	149H2-3.....	110	1636.....	420, 427
128AVP.....	79-80	13495.....	36	149H2-3-5/8.....	110	16407.....	334
12918.....	181	13497.....	36	149H2-3/8.....	110	16414.....	334
12919.....	181	13498.....	37	149H2-4-5/8.....	110	16460.....	158
12938.....	379	13499.....	25	149H2KIT.....	110	16464.....	161
13004.....	129	13500.....	25	15013V.....	455	16470.....	160
13005.....	129	13501.....	25	15031V.....	453	16477.....	162
13006.....	238	13502.....	25	15032V.....	453	16480.....	161
13007.....	238	13503.....	25	15033V.....	453	16491.....	160
13008.....	238	13504.....	25	150Q.....	115-117	16504.....	187
1310/1550nm.....	360	13505.....	25	15128.....	158	16505.....	187
13110.....	28	13506.....	25	15129.....	159	16506.....	187
13158.....	444	13507.....	25	15135.....	159	16511.....	184, 186
13193.....	160	13517.....	23	15136.....	159	16512.....	186
13208.....	160	13518.....	23	15145.....	159	16513.....	186
13209.....	160	13519.....	23	15147.....	159	16514.....	186
13210.....	160	13520.....	19	15150.....	159	16515.....	186
13211.....	160	13539.....	37	15222X.....	452, 454-455	16517.....	183, 185-186
13232.....	160	13540.....	37	15223X.....	452, 454-455	16563.....	159
13251.....	160	13543.....	37	15224X.....	452, 454-455	16634.....	98
13252.....	160	13544.....	268, 285, 354	15225X.....	452, 454-455	16646.....	183, 185
13266.....	98	13545.....	268, 285, 354	15226X.....	452, 454-455	16741.....	162
13267.....	98	13546.....	268, 285, 354	15227X.....	452, 454-455	16747.....	162
13268.....	98	13583.....	153	15251X.....	452, 454-455	16751.....	162
13276.....	98	13589.....	153	15252X.....	452, 454-455	16752.....	162
13277.....	98	13679.....	161	15253X.....	452, 454-455	16753.....	162
13284.....	65, 68-69, 81-82, 99	13800.....	99	15254X.....	452, 454-455	1675AV.....	79, 87, 92
1332.....	420, 427	13814.....	98	15255X.....	452, 454-455	16797.....	201
13382.....	160	13815.....	167	15256X.....	452, 454-455	16798.....	201-202
13386.....	40	13853.....	153	1531.....	157, 159, 163, 425, 427	16799.....	201
13388.....	39	13854.....	153	15316.....	435	16800.....	201
13393.....	30	13856.....	152	15321.....	436	16801.....	201
13394.....	30	13857.....	153	15324.....	201	16802.....	201
13395.....	30	13930.....	152	15325.....	196, 201	16854.....	219
13417.....	21	13935.....	236	15326.....	201	16856.....	219
13418.....	21	13936.....	236	15327.....	201	16857.....	219
13419.....	21	13937.....	236	15332.....	205	16858.....	219
13420.....	21	13950.....	444	15341.....	427	16859.....	219
13421.....	21	13955.....	199	15343.....	434	168Q.....	115-117
13422.....	21	13972.....	152	15358.....	201	16951.....	183, 185-186
		13973.....	152	15362.....	201-203	17076.....	436

USA PHONE 800.435.0786  
FAX 800.451.2632

CANADA PHONE 866.384.8813  
FAX 800.524.2853

INT'L PHONE +1.815.397.7070  
FAX +1.815.397.9247

www.greenlee.com

17091.....	68-69, 71, 81-82	1810.....	167	19162.....	122, 125	2000H.....	337, 402
170XL.....	364	18102.....	166	19163.....	122	2000R.....	337, 402
1723.....	154, 168	18103.....	166	19164.....	122	2007.....	399
1725.....	71, 98-100, 267	18104.....	166	19165.....	122	200B-G.....	313
17265.....	201	1811.....	167	19166.....	122	200C.....	313
17266.....	201	1813.....	155, 157	19167.....	122, 125	200EP-G.....	313
17299.....	201, 335	1815AV.....	87	19168.....	122	200FP.....	313-314
1731.....	98, 100	1816AV.....	87	19169.....	122, 125	200FP/50.....	314
1731F1725.....	98	1818.....	168	1916A.....	10, 278	200GX.....	313
1731H767.....	98	1818G1.....	168	19170.....	122	200XP.....	313-314
1732.....	98	1818R.....	168	19171.....	122	200XP/50.....	314
1736.....	160	1818T.....	168	19172.....	122, 125	2010.....	373, 376, 418
1737.....	162	18202.....	199	19174.....	122, 125	20158.....	226
17370.....	219	1820AV.....	87	19175.....	122	2018R.....	206
1738.....	159	1821AV.....	87	19176.....	122	2018S.....	206
17398.....	335	18272.....	164	19177.....	122, 125	20191.....	330
17404.....	334	18331.....	82, 85, 87	19178.....	122	20231.....	168
174173401.....	334	18402.....	69, 82	19179.....	122	20232.....	168
1742AV.....	87	18557.....	98	1917A.....	10, 278	20243.....	12, 269
174326900.....	334	18558.....	98	19180.....	122, 125	20249R.....	206
1743AV.....	87	18559.....	98	19181.....	122, 125	2024R.....	206
1744AV.....	87	18635.....	87	19182.....	122	2024S.....	206
17450.....	230	18636.....	168	19183.....	122	2030R.....	206
17451.....	230	18642.....	168	19184.....	122	2030S.....	206
17459.....	230	18681.....	168	19185.....	202	20344.....	112
1745AV.....	87	18772.....	168	19186.....	202	20346.....	112
1746AV.....	87	18827.....	168	19192.....	125	20348.....	112
1747AV.....	87	18828.....	168	19193.....	65, 84	20350.....	112
1751AV.....	87	18829.....	168	19194.....	102	20352.....	112
1752AV.....	87	18830.....	168	19202.....	137	20354.....	112
1753AV.....	87	18831.....	168	19205.....	102	20357.....	112
1754AV.....	87	18832.....	168	19216.....	374, 382-383, 415, 418	20358.....	112
1756AV.....	85, 87	18886.....	87	19219.....	228	20359.....	112
17571.....	219	18887.....	87	19220.....	228	20360.....	112
1757AV.....	85, 87	18890.....	87	19221.....	228	20361.....	112
1758AV.....	85, 87	18891.....	87	19222.....	228	20364.....	112
1759AV.....	87	18892.....	87	19223.....	228	20369R.....	206
17600.....	9, 232	18905.....	87	19234.....	228	2036R.....	206
1760AV.....	87	18906.....	87	19237.....	366	2036S.....	206
17611.....	103	1895.....	173	19238.....	366	20486.....	98
17612.....	103	1903.....	268, 285, 354	19239.....	366	20495.....	74
17613.....	103	1904.....	66-67, 74	1923A.....	11	2050.....	162
17614.....	103	1905.....	268	19240.....	366	20533.....	447
17615.....	103	1906SB.....	74	19247.....	366	20573.....	100
17616.....	103	19094.....	205	19248.....	366	20667.....	87
1761AV.....	87	19107.....	186	19249.....	366	20668.....	87
17620.....	103	19109.....	186	1924AA.....	62-63, 65, 68-69, 71, 73, 81-82, 91	20670.....	87
1762AV.....	87	19110.....	186	19250.....	366	20671.....	87
1763AV.....	87	19131.....	122	19251.....	366	20673.....	87
1764AV.....	87	19132.....	122, 125	19252.....	366	20676.....	87
17687.....	82, 85, 87	19133.....	122	19255.....	366	20678.....	87
17690.....	82, 85, 87	19134.....	122, 125	1925AA.....	65, 68-69, 71, 81-82, 91	20679.....	87
17697.....	82, 85, 87, 98	19135.....	122, 125	1926AA.....	65, 68-69, 71, 81-82, 91	20947.....	376
177.....	315	19136.....	122, 125	1927A.....	11	20956.....	200
17700.....	82, 85, 87, 98	19137.....	122	1935.....	12, 269	20957.....	6
17707.....	100, 223	19138.....	122, 125	1940.....	30	20958.....	6
1783AV.....	87	19140.....	122	1941-1.....	30	20963.....	68-71, 81-82, 91, 93
1789AV.....	87	19141.....	122, 125	1941-5.....	30	20965.....	427
1790AV.....	87	19143.....	122, 125	1950A.....	10, 278	20966.....	427
1791AV.....	87	19144.....	122	19524.....	209	20988.....	365-366
1792AV.....	87	19145.....	122	1955A.....	10, 278, 369	20989.....	365-366
17937.....	154	19146.....	122, 125	1956A.....	10, 278	20990.....	365-366
1793AV.....	87	19147.....	122	1969.....	11	20996.....	365-366
17944.....	154	19148.....	122, 125	1981.....	245, 258	20997.....	365-366
1794AV.....	87	19149.....	122	19811.....	162	20998.....	365-366
1795AV.....	87	19150.....	122	19913.....	125	20999.....	365-366
1796AV.....	87	19151.....	122	19973.....	83	21100.....	367
1797AV.....	87	19152.....	122, 125	19974.....	83	21115.....	87
17984.....	154	19153.....	122	19975.....	87	2113B.....	68-71, 81-82, 91, 93
17986.....	154	19154.....	122, 125	19976.....	87	21214.....	87
1798AV.....	87	19155.....	122, 125	19977.....	87	21216.....	87
1800.....	167	19157.....	122	19978.....	87	21257.....	160-163
1800G1.....	167	19158.....	122	19980.....	87	21285.....	97
1801.....	167	19159.....	122, 125	19987.....	235	21297.....	97
1802.....	160-163	19160.....	122	19988.....	167-168	21316.....	82, 85, 87, 98
1805.....	157, 163	19161.....	122, 125	19990.....	241	21318.....	157



**N** = NEW PRODUCT

**R** = REPLACEMENT PART

**A** = ACCESSORY



21346.....	157, 163	22579.....	266	2472X.....	420	26375.....	316
21357.....	161, 163	22590.....	266	24753.....	167	26377.....	180
21359.....	160, 163	2260.....	421, 427	24823.....	97	26534.....	88
21360.....	163	22618.....	427, 437	249AVBB.....	76-77, 79-80, 83-85, 87, 91-92	26536.....	88
21413.....	163	22682.....	266	249AVBBP.....	79-80	26538.....	88
2142.....	197, 420, 427	22875.....	430	24B.....	309, 403	26580.....	156
21467.....	207	22893.....	383	24BK.....	309, 403	26584.....	156
21468.....	207	22894.....	383	25001.....	403	26588.....	156
21471.....	207	22895.....	382	25094.....	69, 71	26594.....	156
21472.....	207	22897.....	382	25097.....	70-71	26624.....	156
21474.....	207	229.....	90	25120.....	440	26777.....	186
21477.....	207	22934.....	266	25160.....	203	27318.....	164
21480.....	207	23000.....	440	25169.....	98	27321.....	330
21481.....	187	23010.....	440	25184.....	162	27335.....	98
21482.....	187	23011.....	440	25214.....	99	27338.....	330
21489.....	87	23012.....	440	25263.....	154	27345.....	330
21491.....	87	23013.....	440	25268.....	154	27361.....	98
21519.....	87	23014.....	440	25273.....	154	27364.....	156
21520.....	207	23022X.....	440	25340.....	87	27381.....	156
21521.....	207	23064.....	440	25341.....	87	27383.....	206
21533.....	268	231.....	90	25342.....	87	27384.....	206
21541.....	157, 163	23196.....	421	25344.....	87	27386.....	206
21542.....	163	23270.....	421	25349.....	87	27387.....	206
21543.....	163	23273.....	198	25350.....	87	27388.....	206
21544.....	163	23273.....	420	25351.....	87	27389.....	206
21545.....	163	23274.....	157, 159, 163, 425	25360.....	87	27390.....	206
21546.....	435	23276.....	421	25361.....	87	27391.....	206
21550.....	435	23360.....	183-184, 186	25372.....	87	27392.....	206
21552.....	197	23362.....	195, 197, 420	25383.....	87	27393.....	206
21557.....	97	23363.....	156, 420	25403.....	87	27395.....	170
21562.....	188	23368.....	187	25427.....	87	27416.....	156
21652.....	459, 463	234.....	90	25591.....	436	27417.....	156
21652B.....	459-460, 463	23405.....	427, 434	25616.....	440	27433.....	81-82
21655.....	463	23499.....	154	25619.....	440	27538.....	125
21660.....	463	23505.....	154	25622.....	440	27554.....	155, 157
21875.....	188	23521.....	250	25625.....	440	27555.....	155, 157
21954.....	159	23541.....	154	25626.....	440	27811.....	170
21978.....	268	23635.....	28, 131	25644.....	183-184, 186	28007.....	152, 154
21979.....	436	23636.....	321	25645.....	183, 186	28044.....	427, 434
21980.....	436	23639.....	320	25646.....	183-184, 186	28154.....	65-66, 91
21982.....	431	23640.....	320	25652R.....	440	28155.....	65-66, 91
22084.....	260	23641.....	28, 131	25688.....	365	28156.....	65-66
22085.....	260	23665.....	211	25689.....	365	28157.....	65-66
22086.....	260	23773.....	207	25691.....	365-366	28158.....	65-66
22087.....	260	23774.....	198, 207	25692.....	365-366	28159.....	65-66
22088.....	260	23775.....	207	25749.....	63	28160.....	65-66
22089.....	260	23776.....	207	25752.....	228, 234-235, 246-248, 269	28161.....	65-66
22090.....	260	23777.....	198, 207	25766.....	223, 262	28162.....	65-66
22121.....	260	238.....	90	25877.....	334	28163.....	65-66
22122.....	260	23802.....	152, 154	26022.....	441	28165.....	65-66
22123.....	260	23818.....	154, 168	26032.....	441	28166.....	65-66
22124.....	260	23892.....	267	26033.....	441	28170.....	206
22125.....	260	23893.....	267	26036.....	441	28237.....	139
22126.....	260	23902.....	182	26038.....	441	28238.....	139
22127.....	260	23948.....	11	26096.....	139	28239.....	139
22128.....	260	23955.....	71, 230, 267	26297.....	156	28280.....	199
22129.....	260	24053.....	355	26299.....	176	28885.....	157
22132.....	237	24054.....	262	26300.....	156	28900.....	157
22192.....	168	24163.....	258	26301.....	176	28901.....	155, 157
22220.....	168	24326.....	186	26306.....	156	29004.....	157
22279.....	230	24395.....	267	26307.....	365-366	29014.....	157
22280.....	97	24400.....	167	26309.....	156	29019.....	331
22286.....	97	24401.....	167	26312.....	102	29022.....	157
22288.....	97	24459.....	85, 87	26313.....	102	29149.....	230
22289.....	97	24462.....	85, 87	26315.....	137	29209.....	125
22291.....	233	24476.....	87	26317.....	102	29451.....	65-67, 70, 73, 91, 94
22296.....	233	24477.....	87	26318.....	102, 137	29452.....	65-67, 70, 94
22410.....	200	2448.....	198, 420, 427	26320.....	102	29463.....	159
22451.....	200	2448X.....	420	26322.....	137	29464.....	159
22563.....	87	24496.....	99	26330.....	152, 154	29465.....	159
22564.....	87	24564.....	233	26349.....	156	29466.....	159
22565.....	87	24565.....	233	26366.....	156	29468.....	159
22566.....	87	24567.....	233	26368.....	202	29470.....	159
22567.....	87	2460.....	156, 420, 427	26369.....	202	29472.....	159
22568.....	87	2460X.....	420	26370.....	202	29474.....	159
22578.....	266	2472.....	420, 427			29477.....	159

# INDEX

294AVBB	80	30540	213	31117	66	31792	107
29528	64-65	30542	213	31119	66	31794	107
29529	65	30544	213	31120	66	31796	107
29536	158	30546	213	31122	66	31798	107
29537	158	30548	213	31123	66	31832	91
29560	67	30550	213	31124	66	31834	91
29563	67	30552	213	31125	66	31849	91
29600	202	30554	213	31126	66	31855	211
29619	64-65	30558	214	31128	66	31866	211
29627	195-196	30560	214	31129	66	31867	211
29631	196	30562	214	31131	66	31872	62-63, 66, 73, 94
2981AV	69, 71, 82-83, 87	30564	214	31132	66	31880	76, 83
2982AV	69, 71, 82-83, 87	30566	214	31133	66	31881	156
2983AV	69, 71, 82-83, 87	30568	214	31135	66	31882	156
2984AV	69, 71, 82-83, 87	30570	214	31228	171	31883	156
29937	159	30572	214	31229	424	31884	156
29948	158	30574	214	31274	155, 157	31890	10, 278
30005	105	30576	214	31281	155, 157	31891	10, 278
30008	104-105	30578	214	31287	155	31893	27
30043	62, 73	30580	214	31291	8, 234	31905	209
30183	203	30582	214	31314	183	31908	211
30188	203	30584	213	31315	183	31910	209
30193	203	30586	213	31321	176	31925	206
301A	28, 131	30588	213	31322	176	31926	206
30206	68-69, 81-82	30590	213	31329	128	31927	206
30208	233	30592	213	31331	128	31929	206
30216	74	30594	213	31332	128	31930	206
30225	74	30596	213	31333	128	31931	206
30227	66-67, 74, 91, 94	30658	215	31336	129	31961	132
30228	74	30660	215	31337	129	31962	79
30236	83, 266	30662	215	31338	129	31963	79
30239	156	30664	215	31339	183	31964	79
30241	99	30666	215	31342	55	31965	79
30242	99	30668	215	31353	71, 99, 267	31966	79
3026AV	87, 92	30758	213	31366	129	31967	79
30291	436	30859	180	31388	115	31969	69, 77-79, 85
30309	156	30866	170	31389	115	31970	69, 73, 77-79
30347	203	30867	170	31390	115	31971	69, 73, 77-79
30358	203	30908	170	31391	115	31973	69, 73, 77-79
30363	203	30915	107	31395	203	31975	69, 77-78
3036AVBB	87	30919	107	31400	55	31976	69, 77-79
3037AV	86, 91	30921	107	31402	46	31978	69, 77-79
30384	67	30923	107	31403	46	31989	79
30385	64-65	30925	107	31466	195-196	31990	79
30387	65	30927	107	31482	213	31991	79
30419	107	30929	107	31483	213	31993	79
30423	107	30931	107	31484	213	31995	79
30427	107	30935	107	31486	169	31996	79
30429	107	30937	107	31487	169	31998	79
30431	107	30968	97	31488	169	32002	69, 73, 77-79, 82, 85, 87
30433	107	30976	171	31510	425	32003	69, 73, 77-79, 82, 85, 87
30442	214	30977	171	31518	433	32004	69, 73, 77-79, 82, 85, 87
30460	214	30978	171	31523	433	32006	69, 73, 77-79, 82, 85, 87
30462	214	30979	171	31535	112	32008	69, 77-79, 82, 85, 87
30464	214	30980	171	31536	112	32009	69, 77-79, 82, 85, 87
30466	214	30981	171	31537	112	32011	69, 77-79, 82, 85, 87
30468	214	30998	214	31539	112	32012	76, 83
30470	214	31000	214	31540	112	32013	76
30474	215	31002	214	31541	112	32014	76
30476	215	31004	214	31542	112	32017	78
30478	215	31006	214	31543	112	3205AV	87
3048	195, 420, 427	31010	214	31544	112	3206AV	87
30480	215	31012	214	31545	112	3207AV	84, 87
30482	215	31014	214	31569	202	3208AV	84, 87
30484	215	31024	215	31573	202	32095	185-186
30486	215	31026	215	31578	78	32104	186
3048X	420	31028	215	31651	197, 420	32116	183
304AVBB	75-77, 79-80, 83, 85, 87, 91-92	31030	215	31696	73	322-013	131
304AVBBP	79-80	31032	215	31756	62, 69, 71, 73-79, 82-83, 91	322-113	131
30502	215	31043	464	31757	62, 69, 71, 73-76, 78-79, 91	322-118	131
30504	215	31043R	465	31758	62, 69, 71, 73-76, 79, 91	32237	132
30506	215	31068	65	31759	62, 69, 71, 73-76, 78-79, 91	32322	132
30508	215	31092	170	31760	62, 69, 71, 73-76, 78-79, 91	32336	132
30536	213	31093	170	31761	62, 69, 71, 73-76, 78-79, 91	32337	132
30538	213	311	28	31788	107	32338	132
		311-JAB	28	31790	107	32364	132

**N** = NEW PRODUCT

**R** = REPLACEMENT PART

**A** = ACCESSORY



32398.....	78	34208.....	155	35165.....	73, 77-79	35458.....	464
32431.....	186	34209.....	162	35166.....	77, 79	35459.....	464
32432.....	185	34210.....	162	35167.....	77-79	3548.....	424, 427
32433.....	183, 184-187	34288.....	73	35168.....	73, 77, 79, 85, 87	3548GB.....	100
32565.....	185	34291.....	72-73	35169.....	73, 77-79	35577.....	170
32662.....	186	34292.....	72-73	35177.....	79	35592.....	170
32799.....	68-69	34293.....	72-73	35178.....	79	35605.....	196
32803.....	78	34299.....	72-73	35179.....	79	35611.....	72-73
32804.....	85	34300.....	72-73	35180.....	79	35614.....	72-73
32913.....	241	34317.....	186	35181.....	79	35615.....	72-73
32928.....	204	34321.....	163	35182.....	79	35616.....	72-73
32929.....	204	34329.....	162-163	35192.....	87	35617.....	78
32930.....	204	34340.....	162-163	35193.....	85, 87	35708.....	126
32935.....	434	34342.....	163	35202.....	73	35712.....	126
33026.....	430	34344.....	162-163	35207.....	218	35713.....	126
33035.....	434	34357.....	74	35208.....	218	35714.....	126
333-1218.....	28, 131	34358.....	91	35209.....	218	35715.....	126
333-1224.....	28, 131	34359.....	91	35211.....	218	35716.....	126
333-1232.....	28, 131	34360.....	68-69	35212.....	218	35717.....	126
33336.....	99	34361.....	68-69	35213.....	218	35718.....	126
333A.....	28, 131	34362.....	435	35215.....	218	35719.....	126
33405.....	430	34369.....	165	35216.....	218	35720.....	126
33451.....	186	34392.....	183	35217.....	218	35721.....	126
33454.....	162-163	34401.....	104-105	35283.....	197, 207	35722.....	126
33455.....	163	34403.....	61, 104-105	35284.....	197, 207	35723.....	126
33456.....	163	34410.....	68-69, 71, 81-82, 85, 105	35285.....	197, 207	35724.....	126
33457.....	163	34411.....	105	353-110.....	129	35725.....	126
33458.....	163	34420.....	90	353-123.....	129	35726.....	126
33459.....	162-163	34421.....	89-90, 95	353-156.....	129	35727.....	126
33462.....	162-163	34429.....	90	353-156G.....	128	35728.....	126
33463.....	162-163	34436.....	90	353-414.....	129	35729.....	126
33515.....	165	34437.....	90	353-503.....	129	35730.....	126
33516.....	165	34444.....	90	353-610.....	129	35731.....	126
3360.....	422, 427	34451.....	410	353-610G.....	128	35740.....	171
33614.....	162-163	34452.....	413	353-6114.....	128	35744.....	179
33735.....	30	34470.....	376	353-6118.....	128	35745.....	179
33786.....	61	3448.....	427	353-614.....	129	35746.....	179
33794.....	72-73	34514.....	408	353-614G.....	128	35747.....	179
33796.....	73	34523.....	405	353-618.....	129	35750.....	179
33901.....	200	34525.....	411	353-618G.....	128	35756.....	381
33967.....	62, 73, 89, 93	34528.....	411	353-618RS.....	129	35757.....	381
33A-1.....	112	34529.....	411	353-624.....	129	35758*.....	381
33A-1-1/2.....	112	34556.....	411	353-624G.....	128	35759*.....	380
33A-1-1/4.....	112	34574.....	411	353-635.....	129	35760*.....	380
33A-1-1/8.....	112	34733.....	89-90	353-636.....	129	35762.....	55
33A-1-3/8.....	112	34757.....	75	353-646.....	129	35770*.....	380
33A-1/2.....	112	34758.....	75	353-656.....	129	35771.....	379
33A-1/4.....	112	34941.....	75, 77, 85	353-6563RCT.....	129	35772.....	385
33A-3/4.....	112	34953.....	30	353-656G.....	128	35773.....	379, 385
33A-3/8.....	112	34980.....	109	353-800RDG.....	129	35774.....	386
33A-5/8.....	112	34983.....	72, 73	353-804.....	129	35775.....	316
33A-7/8.....	112	34996.....	109	353-810.....	129	35884.....	104
33AR-6.....	112	34997.....	110	353-810G.....	128	35887.....	261
33L-1.....	112	34A-1.....	111	353-814.....	129	35905.....	173
33L-1-1/2.....	112	34A-1/2.....	111	353-818.....	129	35908.....	179
33L-1-1/4.....	112	34A-3/4.....	111	353-818G.....	128	35909.....	179
33L-1-1/8.....	112	34A-3/8.....	111	353-818T.....	129	35919.....	179
33L-1/2.....	112	34A-5/8.....	111	353-835.....	129	35930.....	179
33L-1/4.....	112	34A-7/8.....	111	353-900RG.....	129	35936.....	104
33L-3/4.....	112	34AR-6.....	111	353-9114.....	128	36000.....	317
33L-3/8.....	112	35012.....	465	353-9118.....	128	36001.....	316
33L-5/8.....	112	35014.....	465	353-9535RCT.....	129	36018.....	77, 105
33L-7/8.....	112	35016.....	465	353-956.....	129	36020.....	105
34027.....	183	35043.....	422	353-956G.....	128	36022.....	105
34081.....	231	35057.....	422	353-966.....	129	36169.....	122
34084.....	240	35068.....	424	353-969.....	129	36170.....	122
34136.....	192-193, 207	35098.....	195, 207	35356.....	109	36171.....	79
34137.....	192-193, 195, 207	35100.....	195, 207	35358.....	109	36172.....	79
34138.....	192-193, 207	35101.....	195, 207	35369.....	237	36173.....	79, 87
34187.....	240	35158.....	73, 77-79	35400.....	156	36278.....	79-80
34188.....	231	35159.....	73, 77, 79, 85, 87	35415.....	464	36279.....	69, 73, 77-79, 82, 85, 87
34198.....	160	35160.....	77-79	35431.....	464	36282.....	82, 85, 87, 98
34200.....	161	35161.....	77, 79, 85, 87	35450.....	411	36284.....	69, 73, 77-79
34201.....	158	35162.....	73, 77-79, 85, 87	35455.....	464	36296.....	168
34202.....	158	35163.....	73, 77-79	35456.....	464	36313.....	165
34203.....	230	35164.....	73, 77-79, 84-85, 87	35457.....	464	36314.....	165

USA PHONE 800.435.0786  
FAX 800.451.2632

CANADA PHONE 866.384.8813  
FAX 800.524.2853

INT'L PHONE +1.815.397.7070  
FAX +1.815.397.9247

[www.greenlee.com](http://www.greenlee.com)

36402.....	105	37912-25.....	187	38522B.....	124	39306.....	209
36414.....	105	37913-25.....	187	38524.....	124	39308.....	209
3648.....	421, 427	37917-10.....	186-187	38526.....	124-125	39660.....	437
36489.....	65-66	37919-5.....	187	38529.....	124	39661.....	437
36490.....	65-66	37920-5.....	184, 186-187	38583.....	399	39664.....	437
36506.....	87	37923-5.....	184, 186-187	3858D.....	113	39666.....	437
36508.....	79	37959.....	187	38594.....	184	39849.....	208
36587.....	31	38067.....	114	38624.....	183	39850.....	208
3660.....	421, 427	38068.....	114	38659.....	423	39860.....	84
36617.....	97	38069.....	114	38668.....	113	39872.....	119
36640.....	107	38072.....	114	38678.....	113	39873.....	124
36642.....	107	38073.....	114	38685.....	117	39893.....	124
36643.....	107	38074.....	114	38686.....	117	399-14A.....	132
36659.....	107	38077.....	114	38687.....	117	399-18A.....	132
36662.....	107	38078.....	114	38688.....	117	399-24A.....	132
36664.....	107	38079.....	114	38689.....	117	39905.....	208
36685.....	77, 85	38082.....	114	38690.....	117	39913.....	113
36687.....	85	38083.....	114	38696.....	117	39914.....	113
36688.....	85	38084.....	114	38717.....	420	3XT 36.....	117
36690.....	77	38087.....	114	38718.....	420	3XT 54.....	117
36691.....	77	38088.....	114	38719.....	422	3XT 72.....	117
36692.....	77	38089.....	114	3872D.....	113	4016 GB.....	165
36693.....	77	38092.....	114	38733.....	433	4017 GB.....	165
36697.....	168	38093.....	114	38744.....	113	4018GB.....	100
36745.....	434	38094.....	114	38745.....	113	40231.....	466
3678GB.....	109	38097.....	114	38746.....	113	4024.....	202
36882.....	82, 85, 87	38098.....	114	38750.....	113	402K.....	317
36910.....	87	38099.....	114	38751.....	113	402R.....	317
36924.....	399	38102.....	114	38752.....	113	402T.....	317
36925.....	399	38103.....	114	38753.....	113	4033GB.....	100
36926.....	399	38104.....	114	38756.....	113	4036.....	202
36927.....	399	38112.....	114	38757.....	113	4048.....	202
36928.....	399	38113.....	114	38758.....	113	405.....	435
36929.....	399	38114.....	114	38774.....	433	406.....	435
36930.....	399	38117.....	114	38778.....	159	408.....	207
3693GB.....	109	38118.....	114	389-1014.....	132	409.....	207
36993.....	77	38119.....	114	389-1418.....	132	412.....	207
37103.....	98	38122.....	114	389-24.....	132	413.....	207
3713GB.....	109	38123.....	114	38991.....	124	414.....	207
37154.....	122, 124	38124.....	114	390.....	184	417.....	207
37154B.....	124	38128.....	114	39051.....	184	418.....	207
37155.....	122, 124-125	38129.....	114	39063.....	184	41834.....	100
37155B.....	124	3812D.....	113	39106.....	208	41877.....	100
37156.....	122, 124-125	38133.....	114	39107.....	208	41941.....	100
37156B.....	124	38134.....	114	39108.....	208	421.....	207
37157.....	124-125	3824D.....	113	39109.....	208	422.....	207
37157B.....	124	38316.....	65, 98, 100	39110.....	208	430.....	187
37186.....	31	38324.....	119	39111.....	208	430-500.....	187
37187.....	31	38325.....	119	39112.....	208	431.....	187
37218.....	429	38326.....	119	392.....	184	434.....	188
37279.....	151-154	38327.....	119	39243.....	188	435.....	188
37281.....	154	38328.....	119	39244.....	188	437AV.....	87
37282.....	154	38329.....	119	39245.....	188	438-2X.....	177
373-T123.....	130	38330.....	119	39255.....	220	438-5H.....	177
373-T234.....	130	38331.....	119	39257.....	220	438AV.....	87
373-T345.....	130	38332.....	119	39259.....	220	439-1.....	180
373-TVAR.....	130	38333.....	119	39261.....	220	439-2.....	180
373-U123.....	130	38334.....	119	39263.....	220	439AV.....	82, 83, 87
373-U234.....	130	38336.....	119	39265.....	220	440AV.....	62, 69, 71, 73-76, 78-80, 82-83, 87, 91
373-U300.....	130	38350.....	115, 117	39274.....	220	440AVP.....	79-80
373-U345.....	130	3836D.....	113	39276.....	220	441-2.....	203
37600.....	12, 269	38390.....	119	39278.....	220	441-2-1/2.....	203
37614.....	98, 100	38405.....	173	39280.....	220	441-3.....	203
37623.....	124	38406.....	173	39282.....	220	441-3-1/2.....	203
37624.....	124	38407.....	173	39284.....	220	441-4.....	203
37626.....	124	38408.....	173	39286.....	220	441-5.....	203
37628.....	124	38409.....	173	39288.....	220	441-6.....	203
37630.....	124	38456.....	81-82	39290.....	209	441AV.....	82, 83, 87
37729.....	71, 98, 100, 267	38466.....	155	39294.....	209	442AV.....	62, 69, 71, 73-76, 78-80, 82-83, 87, 91
37868.....	107	38467.....	155	39295.....	209	442AVP.....	79-80
37869.....	107	38504.....	124	39296.....	209	4435.....	188
37870.....	107	38505.....	124	39297.....	209	4436.....	188
37871.....	107	38506.....	124	39298.....	209	4437.....	188
37903.....	124	38507.....	124	39302.....	209		
37909-25.....	187	38520.....	68, 69	39303.....	209		
37910-25.....	187	38522.....	122, 124-125	39304.....	209		

**N** = NEW PRODUCT

**R** = REPLACEMENT PART

**A** = ACCESSORY



444.....	200	463 Q.....	139	51185.....	157	52103.....	247
4451AV.....	133	4640AV.....	87	512.....	166	52104.....	247
4457AV.....	133	4641AV.....	87	51208.....	211	52105.....	247
450.....	207	46601.....	341	5123.....	408	52106.....	247
45000.....	12, 269	467.....	164	5135AV.....	87	52107.....	228
45001.....	447	468.....	323	5136AV.....	87	52108.....	228
45004.....	448	468C.....	323	5137AV.....	87	52116.....	228
45019.....	268	468R.....	323, 352	5138AV.....	87	52117.....	228
45020.....	268	468T.....	323, 352	51434.....	202	52118.....	228
451.....	207	4717AV.....	133	51488.....	431	52119.....	243
452.....	207	4848.....	422, 427	51593.....	157	52120.....	243
45206.....	9, 227, 232	4860.....	422, 427	516.....	166	52121.....	243
45206I.....	47, 227, 232	4872.....	422, 427	51674.....	157	52122.....	243
45207.....	9, 227, 232	4872R.....	427	52000.....	462	52123.....	243
45207I.....	47, 227, 232	48788.....	252-253	52005.....	461	52124.....	239
45211.....	9, 47, 232	488-2.....	204	52010R.....	462	52125.....	239
45212.....	9, 47, 232	488-3.....	204	52011.....	462	52126.....	239
45218.....	9, 47, 232	48802.....	252-253	52015.....	462	52127.....	239
45228.....	9, 47, 232	48820.....	252-253	52016.....	462	52128.....	239
45240.....	244	48824.....	252-253	52025978.....	427	52129.....	230
45241.....	244	489.....	204	52025979.....	427	52130.....	230, 247
45242.....	244	49840.....	152	52030.....	462	52131.....	230
45277.....	9, 232	49842.....	152	52031.....	462	52132.....	230
45281.....	9, 232	49986.....	313	52037.....	225	52133.....	230
45282.....	9, 232	49987.....	313	52038.....	225	52134.....	234
45297.....	9, 232	49989.....	316	52039.....	225	52135.....	234
45300.....	305	49990.....	316	52040.....	225, 462	52136.....	234
45306.....	305	49991.....	308	52041.....	225, 462	52137.....	234
45333.....	229	49992.....	308	52042.....	462	52138.....	234
45334.....	229	49993.....	308	52042471.....	330	52139.....	235
45378.....	229	4XT 36.....	117	52043.....	249	52140.....	235
45379.....	229	4XT 54.....	117	52044.....	249	52141.....	235
45380.....	229	4XT 72.....	117	52045.....	249	52142.....	235
45381.....	229	50005.....	87	52046.....	249	52143.....	235
45382.....	229	50006.....	87	52047.....	249	52145.....	242
45383.....	229	50008.....	87	52048.....	257	52146.....	242
45469.....	352	50010.....	465	52049.....	257	52147.....	242
45470.....	352	50012.....	465	52050.....	257	52150.....	252
45479.....	352	50013.....	229	52051.....	257	52151.....	252
45482.....	352, 276	50015.....	229	52052.....	257	52152.....	252
45485.....	352	50017.....	229	52053.....	255	52154.....	252
455.....	198, 207	50032.....	462	52054.....	255	52155.....	63
45500.....	304	50042.....	462	52055.....	255	52158.....	63
45501.....	304	50049.....	460	52056.....	255	52161.....	63
45504.....	270, 304	50063.....	462	52057.....	255	52163.....	63
45505.....	304	500CA.....	336, 401	52058.....	255	52165.....	96
45507.....	304	500XP.....	313	52059.....	255	52176.....	63, 223, 225, 230, 238-239, 242-243, 249, 252, 255, 257, 453, 454
45509.....	304	501.....	336, 338, 400-401	52060.....	255	52177.....	61, 228, 234-235, 246-248, 269, 453-454
45553.....	297	501R.....	336, 401	52061.....	255	52178.....	61, 63, 223, 228, 230, 234-235, 238-239, 242-243, 246-249, 252, 255, 257, 269, 453-454
45565.....	304	501T.....	336, 401	52062.....	255	52179.....	63, 223, 225, 228, 230, 234-235, 238-239, 242-243, 246-249, 252, 255, 257, 269
45570.....	304	50283.....	159	52063.....	255	52180.....	63, 223, 228, 230, 234-235, 238-239, 242-243, 246, 248-249, 252, 255, 257, 269
45575.....	297, 352	503.....	427, 434	52064.....	255	52191.....	223, 262
45579.....	283, 352	50302.....	156, 160-162, 201-203	52065.....	255	52192.....	223, 262
45586.....	369	50303.....	430, 433	52066.....	255	521A.....	338, 400, 403
45591.....	283, 341	50386.....	100	52067.....	255	521A-R.....	338, 403
456.....	198, 207	504.....	211	52068.....	249	52284.....	430
45637.....	369	50423.....	133	52069.....	249	52285.....	430
45639.....	369	5060.....	427	52070.....	249	52352.....	211
45651.....	355, 369	5060MESH.....	423	52071.....	249	52466.....	434
45656.....	355	50642.....	98	52072.....	249	525-30-FC.....	358
45658.....	369	50700.....	201	52079.....	269	525-60-FC.....	357
45728.....	289	50753.....	109, 117	52080.....	269	525-60-SC.....	357
45760.....	352	50765.....	109	52081.....	269	525-60-ST.....	357
459.....	204	508.....	166	52082.....	269	525-60RLAPC-FC.....	357
46020.....	293	50806.....	165	52083.....	269	525-60RLAPC-SC.....	357
46021.....	293	50807.....	100	52084.....	248	525-90-SC.....	356
46022.....	293, 352	50823.....	100	52085.....	248	52500.....	446
46023.....	293, 352	50848.....	159	52086.....	248	52867.....	159
46024.....	293	508S.....	337-338, 400, 402	52087.....	248		
46025.....	293	508SR.....	337, 402	52088.....	248		
46040.....	332	508ST.....	337, 402	52089.....	246		
46050.....	332	50954.....	199	52090.....	246		
462 1.....	139	50962.....	109	52091.....	246		
462 B.....	139	50975.....	157	52092.....	246		
462 Q.....	139	51059.....	165	52101.....	246		
463 1.....	139	510XL.....	364	52102.....	247		

# INDEX

53014.....	157	55090E.....	462	5670-SC.....	362	60033.....	90
53259.....	431	55091E.....	462	5670-ST.....	362	60034.....	90
53824.....	157	55095E.....	462	567XL.....	359	60036.....	90
53892.....	109	55124.....	424	5680-FC.....	363	60037.....	90
53950.....	427	55225.....	118	5680-SC.....	363	60039.....	90
53951.....	427	55294.....	427	5680-ST.....	363	6004.....	195-196
540-12.....	181	55316.....	96	5685004.....	462	60040.....	90
540-15.....	181	55482.....	26	5687504.....	462	60041.....	90
540-18.....	181	55483.....	22	568XL.....	359	60042.....	90
540-20P.....	181	55484.....	22	5690-FC.....	363	60043.....	90
540-24.....	181	55485.....	22	5690-SC.....	363	60045.....	90
540-6.....	181	55494.....	23	5690-ST.....	363	60046.....	90
540-8M.....	181	55495.....	23	5702.....	408, 418	60047.....	90
54167.....	65, 71, 100	55496.....	23	5708.....	405, 418	60048.....	90
54168.....	65, 71, 100	55497.....	23	5708-C.....	405	60049.....	90
54169.....	65, 71, 98, 100	55498.....	23	570XL-FC.....	360	6005.....	195-196
54170.....	65, 71, 98, 100	55499.....	23	570XL-SC.....	360	60050.....	90
542-150.....	179	55500.....	23	570XL-ST.....	360	60051.....	90
542-200.....	179	55501.....	23	5710.....	411	60052.....	90
542-250.....	179	555C.....	153	5713.....	411	60053.....	90
54274.....	118-119	555CX.....	152	5715.....	411	60054.....	90
54284.....	184	555CXE.....	152	573XL.....	361	60055.....	90
54295.....	119	555CXR.....	152	573XL-UNIV.....	361	60056.....	90
54303.....	159	555CXRE.....	152	5760TD.....	423, 427	60057.....	90
54333.....	117	555DX.....	152	57691.....	331	60058.....	90
54498.....	425	555DX-22.....	152	5779.....	408, 418	60059.....	90
54644.....	15	555DXE.....	152	578.....	209	60060.....	90
54645.....	15	555DXR.....	152	5783.....	411	60061.....	90
54646.....	15	555DXR-22.....	152	5786.....	411	60062.....	90
54647.....	15	555DXRE.....	152	578XL-M90.....	361	60063.....	90
54648.....	15	555EC.....	153	579.....	209, 447	60064.....	90
54649.....	15	555RC.....	153	580XL-FC.....	360	60065.....	90
54650.....	15	560XL.....	358	580XL-SC.....	360	60068.....	90
54651.....	15	56269.....	26	580XL-ST.....	360	60071.....	90
54652.....	15	56270.....	176	58182.....	440, 467	60074.....	90
54653.....	15	56288.....	234	5860.....	424, 427	60077.....	89
54654.....	15	56300.....	12	5878.....	417	60079.....	89
54655.....	15	56303.....	13	5880.....	406-407, 417	60098.....	89
54656.....	16	56304.....	15	5880-C.....	407	600LS.....	311
54657.....	15	56305.....	15	5882.....	406-407, 417	60101.....	88
54658.....	16	56310.....	14	5882-C.....	407	60102.....	88
54659.....	16	56311.....	16	5883.....	407	60104.....	88
54660.....	16	56312.....	16	5890-FC.....	363	60106.....	88
54661.....	13	56313.....	16	5890-SC.....	363	60107.....	88
54664.....	20	56314.....	16	5890-ST.....	363	60110.....	88
54665.....	20	56315.....	16	590.....	194	60111.....	88
54666.....	20	56316.....	16	591.....	185	60112.....	88
54667.....	20	56317.....	16	592.....	185, 447	60114.....	88-90, 93
54668.....	20	56318.....	16	595.....	183-187	60115.....	88-90, 95
54669.....	20	56319.....	18	597.....	213, 447	60116.....	95
54670.....	20	56320.....	22	598.....	213, 361	60117.....	88-90, 95
54671.....	19	56321.....	22	599.....	213	60118.....	89-90, 95
54688.....	17	56322.....	22	5990.....	406	60120.....	88-90
54689.....	17	56323.....	25	59912.....	446	60165.....	88-90
54691.....	17	56334.....	38	59F0002.....	337, 402	60166.....	88-89, 95
54693.....	17	56335.....	38	60001.....	89	60167.....	88-90
54695.....	17	56336.....	38	60002.....	89	60168.....	89
54696.....	18	56337.....	40	60003.....	89	60169.....	89
54697.....	18	56338.....	42	60005.....	89	60170.....	89
54698.....	35	56339.....	40	60006.....	89	60171.....	89
54701.....	4	56340.....	41	6001.....	191, 195-196	60172.....	89
54702.....	4	56341.....	41	6001-22.....	195-196	60173.....	89
54707.....	7	56347.....	41	60016.....	89	60174.....	89
54709.....	7	56348.....	42	60017.....	89	60175.....	89
54717.....	6	56349.....	53	60018.....	89	60176.....	89
54718.....	6	56350.....	53	60019.....	89	60177.....	89
54719.....	6	56351.....	54	60020.....	89	60178.....	89
54729.....	27	56352.....	56	60023.....	89	60179.....	89
54736.....	5	56358.....	195	60024.....	89	601K-G.....	316
54737.....	5	56359.....	195	60025.....	90	60200.....	468
54738.....	5	56362.....	198	60026.....	90	60201.....	468
54739.....	5	56511.....	445	60027.....	90	60234.....	89
54740.....	5	56512.....	446	60029.....	90	60235.....	89-90
54744.....	7	5660L.....	423, 427	60030.....	90	60237.....	79
54997.....	424	5660LH.....	423, 427	60031.....	90	60238.....	88
54998.....	424	5670-FC.....	362	60032.....	90	60239.....	88

**N** = NEW PRODUCT

**R** = REPLACEMENT PART

**A** = ACCESSORY



60242.....	88	60690.....	355	624L.....	211	66PT-1.....	107
60243.....	88	60691.....	355	624S.....	211	66PT-1-1/4.....	107
60246.....	79	60692.....	355, 366	625-001.....	119	66PT-1-1/8.....	107
60249.....	88	60698.....	368	625-002.....	119	66PT-1/2.....	107
60250.....	88	60699.....	368	625-1-1/2.....	119	66PT-11/16.....	107
60258.....	88-90	606AS.....	117	625-1-1/4.....	119	66PT-13/16.....	107
60287.....	89	607.....	187	625-1-1/8.....	119	66PT-15/16.....	107
60288.....	89	60702.....	368	625-1-3/4.....	119	66PT-3/4.....	107
60289.....	89	60703.....	368	625-1-3/8.....	119	66PT-5/8.....	107
603.....	427, 434	6072.....	203	625-1-7/32.....	119	66PT-7/8.....	107
60351.....	336, 401	60740.....	333	625-13/16.....	119	66RT-1.....	106
60352.....	336, 401	60751.....	329-330	625-2-1/2.....	119	66RT-7/8.....	106
60353.....	336, 401	60752.....	329-330, 333	625-3/4.....	119	66TF-11/16.....	108
60354.....	336, 401	60756.....	333, 335	625-7/8.....	119	66TF-13/16.....	108
60355.....	336, 401	60764.....	315	629.....	211	66TF-15/16.....	108
60357.....	337, 402	60765.....	339	62PTS-1.....	107	66TF-9/16.....	108
60358.....	337, 402	60766.....	339	62PTS-11/16.....	107	676.....	334
6036.....	202	60767.....	339	62PTS-13/16.....	107	678.....	209
60360.....	337, 402	60768.....	339	62PTS-3/4.....	107	6800.....	191, 193
60361.....	337, 402	60769.....	339	62PTS-5/8.....	107	6800-22.....	193
60362.....	338, 403	60770.....	339	62PTS-7/8.....	107	6801.....	193
60363.....	337, 402	60771.....	340	63004.....	445	6806.....	193
60364.....	337, 402	60772.....	340	63005.....	445	6806-22.....	193
60366.....	337, 402	60773.....	340	63006.....	446	6810.....	190
60367.....	337, 402	60774.....	340	635.....	119	6810-22.....	190
6037.....	196	60775.....	340	639.....	201	683.....	436
60374.....	317	60776.....	340	63RT-1.....	106	684.....	436
60376.....	317	60777.....	312	63RT-7/8.....	106	687.....	436
60377.....	317	60798.....	339	640.....	191	690.....	183
60378.....	317	608.....	186	64001.....	464	6900.....	192
60379.....	323, 352	608-5.....	186	64002.....	464	6900-22.....	192
60380.....	323, 352	60853.....	329	64004.....	464	6901.....	192
60381.....	323	60887.....	314	64350.....	446	6901-22.....	192
60382.....	323	60888.....	314	644.....	197, 435	6906.....	192
604.....	187	609.....	186	645-001.....	118	6906-22.....	192
60466.....	316	609-5.....	186	645-002.....	118	691.....	185-186
60467.....	314	60A-1.....	108, 115	645-011.....	118	695.....	156
60482.....	337, 402	60A-3/4.....	108, 115-116	645-022.....	118	69500NT.....	466
60487.....	326	60A-5/8.....	108, 115	645-1-1/16.....	118	696.....	427
60489.....	326	60A-7/8.....	108, 115	645-1-1/2.....	118	69600.....	466
60492.....	326	60C-3/4.....	115	645-1-1/4.....	118	69601.....	466
60493.....	326	61/62PTS-1-1/4.....	107	645-1-1/8.....	118	69604.....	466
605.....	187	61/62PTS-1-1/8.....	107	645-1-3/4.....	118	69605.....	466
60511.....	326	610.....	186, 194	645-1-3/8.....	118	69606.....	466
60525.....	330	610-5.....	186	645-1-5/16.....	118	69615.....	466
60526.....	329	61004.....	89	645-1-7/16.....	118	69616.....	466
60527.....	333	61007.....	89	645-1-7/32.....	118	69618.....	466
60556.....	310	61010.....	89	645-11/16.....	118	69619.....	466
60557.....	313	61013.....	89	645-13/16.....	118	697.....	427
60559.....	319	61028.....	90	645-2-1/2.....	118	70007B.....	461
60560.....	310	61080.....	89	645-2-1/4.....	118	70007X.....	461
60561.....	314	61083.....	89	645-2-1/8.....	118	70010.....	461
60570.....	355	61086.....	89	645-2-3/8.....	118	70011.....	461
60571.....	355, 365-366	61089.....	89	645-2-5/8.....	118	70012.....	461
60572.....	361-362, 368	61092.....	89	645-3.....	118	70013.....	461
60573.....	361-362, 368	61095.....	89	645-3/4.....	118	70015.....	459
60574.....	361-362, 368	611.....	186	645-5/8.....	118	70017B.....	459-460
60575.....	358, 368	611-3.....	186	645-7/8.....	118	70017D.....	459-460
60576.....	358, 368	61125.....	89	646.....	186	70018.....	461
60577.....	358, 368	612.....	186	647.....	436	70020.....	461
60583.....	311	612-2.....	186	650.....	201	70021.....	461
60584.....	317	613.....	184, 186	65008.....	449	70027.....	459
60587.....	368	614.....	186	65013.....	449	70029.....	459
60588.....	368	615.....	186	65018.....	442	70030.....	460
60589.....	368	616.....	186	651.....	196, 201	70040.....	442, 461
60590.....	368	617.....	186	652.....	201	70041.....	459-460
60596.....	368	618.....	183, 185-186	653.....	201	70045.....	442, 461
60599.....	368	619.....	183, 185-186	654.....	435	70046D.....	461
606.....	187	61PTS-3/4.....	107	655.....	118	70051D.....	461
60600.....	368	61PTS-5/8.....	107	656.....	436	70054.....	461
60602.....	368	61PTS-7/8.....	107	657.....	436	70056D.....	460
60603.....	368	620K.....	318	658.....	205	70057D.....	460
60604.....	368	621.....	186	659.....	205	70060.....	461
60605.....	368	622.....	186	660.....	118	70061D.....	461
60687.....	368	623.....	186	66216.....	337, 402	70065.....	460
60689.....	355	624.....	211	668.....	434	70075.....	463

# INDEX

700C.....	319, 403	70946X.....	443	72441.....	467	744BB.....	87
70105.....	459	70PT-11/16.....	109	725-001.....	123	745H-1.....	67
70115.....	458	70PT-13/16.....	109	725-1-1/2.....	123	745H-1-1/2.....	67
70116.....	458	70PT-15/16.....	109	725-1-1/8.....	123	745H-1-1/4.....	67
70142.....	460	710.....	97	725-1-3/4.....	123	745H-1/2.....	67
70143.....	460	71019.....	460	725-1-3/8.....	123	745H-2.....	67
70150.....	457	711C.....	97	725-2.....	123	745H-2-1/2.....	67
70151.....	457	711CS.....	319	725-2-1/2.....	123	745H-3.....	67
70152.....	457	711M.....	97	725-2-1/8.....	123	745H-3-1/2.....	67
70153.....	457	71259.....	442	725-3-5/8.....	123	745H-3/4.....	67
70154.....	457	71259L.....	442	725-4-1/2.....	123	745H-4.....	67
70155.....	457	71271.....	442	725-4-1/8.....	123	745M-15.2.....	67
70156.....	457	71272.....	441	725-7/8.....	123	745M-16.2.....	67
70157.....	457	71273.....	441-442	72541.....	467	745M-18.6.....	67
70159.....	458	71279.....	442	72638.....	467	745M-20.4.....	67
70160.....	458	71280.....	442	72676.....	467	745M-25.4.....	67
70161.....	458	712A100.....	97	727.....	8, 227, 234	745M-32.5.....	67
70162.....	458	712A1000.....	97	727-INS.....	46	745M-37.....	67
70163.....	458	712P.....	115, 117	727M.....	8, 227, 234	745M-40.5.....	67
70164.....	458	713.....	96	72869V.....	467	745M-47.....	67
70166.....	458	71453.....	442	72BB.....	87	745M-50.8.....	67
70167.....	458	718.....	227, 233	730-1/2.....	87	745M-54.....	67
701K-G.....	316	718F.....	227, 233	730-5/8.....	87	745M-60.....	67
701K-G/6A.....	316	718HL.....	227, 233	730-9/16.....	87	745M-64.....	67
70235.....	458	71945.....	28	730100A.....	87	745R-1/2.....	67
70240.....	463	71BB.....	87	730101A.....	87	746.....	68-69, 71, 81-82
70241.....	463	71PT-11/16.....	109	7304.....	81, 83	746C.....	230
70243.....	459	71PT-13/16.....	109	7306.....	81-82	746SS.....	65
70244.....	459	71PT-15/16.....	109	7306SB.....	68-69	747.....	161
70245.....	459	720.....	88, 328	7307.....	64-65	7475H.....	100, 164
70246.....	459	721.....	75	7308.....	67	749.....	236, 241
70247.....	459	721-1.....	62, 69, 71, 73-74, 76, 78-79, 91	7309E.....	85	74BB.....	87
70268.....	463	721-1-1/2.....	62, 69, 71, 73-74, 76, 78-79, 91	730BB-1.....	87	750.....	100, 227, 230
70269.....	463	721-1-1/4.....	62, 69, 71, 73-74, 78, 91	730BB-1-1/16.....	87	7506.....	64-65
70285.....	460	721-1-1/2.....	62, 69, 71, 73-78, 82-83, 91	730BB-1-1/2.....	87	750C.....	319
70286.....	460	721-2.....	62, 69, 71, 73-76, 78-79, 91	730BB-1-1/4.....	87	750E975.....	230
70289.....	463	721-3/4.....	62, 69, 71, 73-76, 78, 91	730BB-1-1/8.....	87	750H767.....	230
70296.....	463	721-1-1/4.....	76	730BB-1-3/4.....	87	751.....	230
703.....	427	72101.....	467	730BB-1-3/8.....	87	755.....	98, 100, 164
704.....	227, 233	72112.....	467	730BB-1-5/16.....	87	756.....	227, 231
705.....	227, 233	72112.....	467	730BB-1-5/8.....	87	757.....	236, 240
70521.....	457	7211BB-1.....	79	730BB-1-7/8.....	87	758.....	236, 240
70522.....	457	7211BB-1-1/2.....	79	730BB-11/16.....	87	759.....	9, 223, 227, 232
70522D.....	457	7211BB-1-1/4.....	79	730BB-13/16.....	87	75BB.....	87
70523.....	457	7211BB-1/2.....	79	730BB-15/16.....	87	760.....	9, 227, 232
70531.....	457	7211BB-2.....	79	730BB-2.....	87	7606SB.....	70-71
70532.....	457	7211BB-3/4.....	79	730BB-2-1/2.....	87	761.....	227, 231
70533.....	457	7211EBB-15.2.....	79	730BB-2-1/4.....	87	7610SB.....	70-71
70558.....	457	7211EBB-18.6.....	79	730BB-2-1/8.....	87	7625.....	66-67, 70-71
706.....	227, 233	7211EBB-28.3.....	79	730BB-2-3/4.....	87	7646.....	67-69, 82
70614.....	441	7211EBB-37.....	79	730BB-3.....	87	7646Pg.....	81-82
70615.....	466	7211EBB-47.....	79	730BB-3/4.....	87	7646PgSB.....	68-69
70711.....	450	7211EBB-60.....	79	730EBB.....	87	765.....	223, 244
70716.....	450	72120.....	467	730EBB-120.....	87	766.....	191, 199
70752.....	450	72121.....	467	730EBB-18.6.....	87	767.....	65, 68-69, 81-82, 98-100
70753.....	442, 449	7212SP-1-1/2D.....	61	730EBB-37.....	87	76807.....	237
70840X.....	441	7212SP-1-1/2P.....	61	730EBB-47.....	87	76BB.....	87
70849X.....	443	7212SP-1-1/4D.....	61	730EBB-60.....	87	77-3/4P.....	80
70850X.....	443	7212SP-1-1/4P.....	61	730EBB-82.....	87	7704SB.....	72-73
709.....	97	7212SP-1D.....	61	730MBS.....	87	7706SB.....	72-73
70901X.....	441	7212SP-1P.....	61	730PBB-2-5/8.....	87	773.....	227, 231
70903X.....	441	7212SP-2D.....	61	730PBB-3-3/4.....	87	774.....	227, 231
70905X.....	441	7212SP-2P.....	61	730TBB.....	87	776.....	236, 240
70907X.....	443	7212SP-3/4D.....	61	7310SB.....	68-69	777.....	100, 160
70908X.....	443	7212SP-3/4P.....	61	735BB.....	83	777E975.....	160
70912X.....	443	7212SP11.....	61	7360SB.....	91	777HC755.....	160
70913X.....	443	7212SP12.....	61, 93	7361SB.....	91	77CS.....	308
70914X.....	443	7214E.....	78	737BB.....	83	77GX.....	310
70915X.....	443	7215E.....	78	738BB.....	87	77GX2.....	310
70916X.....	443	7216.....	78	739BB.....	87	77HP.....	308
70917X.....	443	722.....	241	73BB.....	87	77M.....	308
70918X.....	443	7235BB.....	76	740H-1-7/32.....	67	77P-1.....	80
70919X.....	443	7237BB.....	76	741BB.....	87	77P-1-1/2.....	80
70920X.....	443	7238SB.....	75	742BB.....	87	77P-1-1/2P.....	80
70921X.....	443	724.....	97, 328	743BB.....	87	77P-1-1/4.....	80
70945X.....	443			744.....	64-65	77P-1-1/4P.....	80



**N** = NEW PRODUCT

**R** = REPLACEMENT PART

**A** = ACCESSORY



77P-1/2.....	80	825-3-3/8.....	122	84497.....	363	89212.....	16
77P-1/2P.....	80	825-3-5/8.....	122, 125	84498.....	363	89213.....	16
77P-1P.....	80	825-3-7/8.....	122	84499.....	363	89214.....	17
77P-2.....	80	825-3/4.....	122, 125	84500.....	363	89215.....	17
77P-2P.....	80	825-4.....	122	84501.....	364	89216.....	17
77P-3/4.....	80	825-4-1/2.....	122, 125	847.....	170	89217.....	17
77U-1.....	80	825-4-1/4.....	122	848.....	170	89218.....	14
77U-1-1/2.....	80	825-4-1/8.....	122, 125	849.....	170	89219.....	14
77U-1-1/4.....	80	825-4-3/4.....	122, 125	84H1.....	166	89220.....	16
77U-1/2.....	80	825-4-3/8.....	122	84H2.....	166	89221.....	16
77U-2.....	80	825-5.....	122	84H3.....	166	89222.....	17
77U-3/4.....	80	825-5-1/2.....	122	851.....	170	89223.....	17
7804.....	66-67	825-5/8.....	122, 125	855GX.....	151	89224.....	17
7804E.....	72-73	825-6.....	122	857.....	170	89225.....	19
7804ESB.....	72-73	825-68.....	122	859-4.....	171	89228.....	20
7804ISO.....	72-73	825-7/8.....	122, 125	860-1-1/2.....	169	89229.....	20
7804SB.....	72-73	825-74.....	122	860-3.....	169	89230.....	20
7806SB.....	72-73	825-9/16.....	122	860-4.....	169	89231.....	20
783310209881.....	365	826S.....	121	8600.....	29	89232.....	20
783310209997.....	365	830.....	125	862.....	29, 171	89233.....	20
783310256908.....	365	830Pg.....	125	864.....	29, 171	89234.....	20
783310606925.....	365	830Q.....	121	865.....	29, 171	89235.....	20
7904.....	66-67	834.....	125	866.....	133	89236.....	20
7904E.....	72-73	835.....	125	86786.....	309, 403	89237.....	20
7904ESB.....	72-73	84003.....	135	86787.....	309, 403	89238.....	54
7904ISO.....	72-73	84006.....	135	86788.....	338, 403	89239.....	54
7904SB.....	72-73	84009.....	135	86795.....	181	89249.....	18
7906SB.....	72-73	84012.....	135	86796.....	181	89250.....	4
796.....	266	84015.....	135	868.....	133	89251.....	6
800.....	100, 267	84019.....	135	86999.....	406	89252.....	6
800F1725.....	267	840A.....	166	870.....	133	89253.....	6
8012.....	201	840AH.....	166	87073.....	407	89254.....	5
8018.....	201	840F.....	166	87121.....	406	89255.....	5
801K.....	316	840FH.....	166	87136.....	374	89256.....	5
801K/50.....	316	84110.....	134	87AV.....	84-85, 87	89257.....	5
802.....	267	84111.....	134	88.....	315, 448	89258.....	5
80205.....	462	841A.....	166	880.....	161	89259.....	7
8024.....	201	841AH.....	166	880E975.....	161	89260.....	7
802K.....	317	841F.....	166	880H755.....	161	89262.....	4
8060 DLX.....	426-427	841FH.....	166	881-MBT.....	157	89263.....	4
811K.....	316	84253.....	134	881CT.....	155	89264.....	4
811K/6A-BOX.....	316	84256.....	134	881CTD.....	155	89265.....	4
825-1.....	122, 125	84273.....	134	881CTDE980.....	155	89266.....	35
825-1-1/16.....	122	84276.....	134	881CTE980.....	155	89267.....	26
825-1-1/2.....	122, 125	84299.....	133-134	882.....	100, 158-159	89268.....	23
825-1-1/4.....	122	842A.....	166	882-E975.....	158	89269.....	23
825-1-1/8.....	122, 125	842AH.....	166	882-H755.....	158	89270.....	23
825-1-11/16.....	122	842F.....	166	882CB.....	158-159	89271.....	23
825-1-13/16.....	122	842FH.....	166	882CB-E975.....	158	89272.....	23
825-1-3/16.....	122, 125	84305.....	133-134	882CB-H755.....	158	89273.....	23
825-1-3/4.....	122, 125	84329.....	134	882RIG1.....	158-159	89274.....	24
825-1-3/8.....	122, 125	84335.....	134	884.....	162	89275.....	22
825-1-5/16.....	122	843A.....	166	884E980.....	162	89276.....	22
825-1-5/8.....	122	843F.....	166	884PVC.....	162-163	89277.....	24
825-1-7/16.....	122	84405.....	136	885.....	100, 162	89278.....	24
825-1-7/8.....	122, 125	84424.....	136	885E980.....	162	89279.....	24
825-1-9/16.....	122	84425.....	136	88802.....	460	89280.....	24
825-11/16.....	122	84428.....	136	88803.....	460	89281.....	24
825-13/16.....	122, 125	84429.....	136	88806.....	460	89282.....	24
825-15/16.....	122	84466.....	135	88807.....	460	89283.....	24
825-2.....	122, 125	84469.....	135	88808.....	460	89284.....	24
825-2-1/16.....	122	84475.....	135	88810.....	460	89285.....	24
825-2-1/2.....	122, 125	84478.....	135	88814.....	460	89286.....	24
825-2-1/4.....	122, 125	84484.....	135	889.....	125	89287.....	24
825-2-1/8.....	122	84485.....	358	890.....	125	89288.....	24
825-2-3/4.....	122	84486.....	360	891.....	125	89289.....	24
825-2-3/8.....	122, 125	84487.....	360	89101.....	446	89290.....	24
825-2-5/16.....	122	84488.....	360	89102.....	446	89291.....	22
825-2-5/8.....	122	84489.....	360	89187.....	25	89292.....	22
825-2-7/8.....	122	84490.....	360	89189.....	427	89293.....	22
825-2-9/16.....	122	84491.....	360	89195.....	277	89799.....	404
825-3.....	122, 125	84492.....	362	89197.....	25	89800.....	204
825-3-1/2.....	122	84493.....	362	89205.....	39	89806.....	29, 171
825-3-1/4.....	122, 125	84494.....	362	89209.....	16	89872.....	366
825-3-1/8.....	122	84495.....	363	89210.....	16	89877.....	366
825-3-3/4.....	122, 125	84496.....	363	89211.....	16	89882.....	366

# INDEX

89887.....	366	93692.....	455
89892.....	366	941.....	115
89912.....	251	941-18.....	115
89913.....	14	941-36.....	115
89914.....	4	945/1.....	355
90007.....	461	945/ESD/1.....	355
901-12.....	109	946.....	355, 365-366
902-18.....	109	946K.....	355
902-24.....	109	947.....	355
904-5-1/2.....	109	947K.....	355
904H-12.....	109	948.....	355, 365-366
904H-18.....	109	948/2.....	355
904H-24.....	109	9502.....	428
904H2-5-1/2.....	110	9505.....	432
906.....	430	9510.....	432
909.....	430	9516.....	431
910.....	431	9517.....	431
911.....	433	9520.....	428
916.....	434	9522.....	429
91AV.....	84	9525F.....	429
920XC-20C.....	366	95930.....	13
920XC-20C-APC-FC.....	366	95933.....	14
920XC-20C-APC-SC.....	366	95934.....	143
920XC-20C-UPC-FC.....	366	95935.....	146
920XC-20C-UPC-SC.....	366	95936.....	142
920XC-20C-UPC-ST.....	366	95937.....	144
920XC-20M.....	365	95938.....	145
920XC-20M-UPC-FC.....	365	95939.....	147
920XC-20M-UPC-SC.....	365	95940.....	148
920XC-20M-UPC-ST.....	365	95942.....	142-143, 146
920XC-30F.....	366	95943.....	144-145
920XC-30F-APC-FC.....	366	95944.....	147
920XC-30F-APC-SC.....	366	95945.....	142-147
920XC-30F-UPC-FC.....	366	95946.....	142
920XC-30F-UPC-SC.....	366	95947.....	142
920XC-30P.....	366	95948.....	142
920XC-30P-APC-SC.....	366	95949.....	142
920XC-30P-UPC-FC.....	366	95950.....	148
920XC-30P-UPC-SC.....	366	95951.....	148
920XC-30P-UPC-ST.....	366	960 SAPS.....	100
920XC-QR.....	365-366	970914C.....	443
920XC-SM-MM.....	365-366	975.....	100, 165
921.....	115-116	9753-11C.....	18
921-12.....	115-116	9753-12C.....	18
921-18.....	115-116	9753-13C.....	18
921-24.....	115-116	976.....	100
921-36.....	115-116	980.....	100, 165
92312.....	466	980-22.....	165
92335.....	20	980-22PS.....	165
925-001.....	120	9858-11.....	41
925-002.....	120	9858-12.....	42
925-011.....	120	9858-15.....	51
925-022.....	120	990.....	251
925-1-1/8.....	120	9952-11.....	27
925-1-3/4.....	120	9953-11.....	18
925-1-3/8.....	120	9953-13.....	14
925-1-5/16.....	120	9953-14.....	14
925-1-7/32.....	120	9953-15.....	14
925-2.....	120		
925-2-1/2.....	120		
925-7/8.....	120		
92AV.....	84, 87		
93-172.....	411		
93-172-C.....	411		
93-20.....	410		
93-30.....	413		
930.....	120		
93060.....	466		
93078.....	466		
93089.....	466		
93090.....	466		
93667.....	452, 455		
93677.....	455		
93682.....	455		
93687.....	455		

# LIFETIME WARRANTY



Greenlee Textron Inc. warrants to the original purchaser of these goods for use, that these products will be free from defects in workmanship and material for their useful life, excepting normal wear and abuse. This warranty is subject to the same terms and conditions contained in Greenlee Textron Inc.'s standard one-year limited warranty.

\*See below for information regarding product returns.

Greenlee Textron Inc. extends the following warranty to the original purchaser of these goods for use, subject to the qualifications indicated. Greenlee Textron Inc. warrants to the original purchaser for use that the products sold by it will be free from defects in workmanship and material for a period of one year (three years for Gator® battery-powered and corded tools, not including batteries) from the date of purchase, provided such goods are installed, operated, maintained, and used in accordance with Greenlee Textron Inc.'s written instructions.

Ordinary wear and tear, and damage from abuse, neglect or alterations are not covered by this warranty. This warranty is null and void if instructions and operating procedures are not followed.

**Greenlee Textron Inc.'s sole liability and Purchaser's sole remedy for a failure of goods under this limited warranty, and for any and all claims arising out of the purchase and use of the goods, shall be limited to the repair or replacement of the goods that do not conform to this warranty, and shall be in lieu of any other liability or remedy, including, without limitation, any causes of action in negligence and strict liability.**

To obtain repair or replacement service under this limited warranty, the purchaser must return the product to a Greenlee Authorized Service Center, transportation prepaid. Do not send any warranty/repair product directly to Greenlee, as it will be returned to the sender. Only Test Instruments will be warranted, repaired, replaced, or calibrated at Greenlee with prior authorization.

Tools found defective will be replaced or repaired at no charge and returned. There are no express warranties covering these goods other than as set forth above. The implied warranties of merchantability and fitness for a particular purpose are specifically excluded. Greenlee Textron Inc. assumes no liability in connection with the installation or use of this product, except as stated in this limited warranty. **Greenlee Textron Inc. will in no event be liable for incidental or consequential damages.**

This limited warranty gives you specific legal rights, and you may also have other rights which vary from state to state. Some states do not allow either limitations on implied warranties, or exclusions from incidental or consequential damages, so the above limitation and exclusion may not apply to you.

Any questions pertaining to this limited warranty should be addressed to:  
Greenlee / A Textron Company  
4411 Boeing Drive, Rockford, IL 61109-2988 USA

Greenlee Textron Inc. has elected not to make available the informal dispute settlement mechanism which is specified in the Magnuson-Moss Warranty Act.

*Note: Rental units and demonstrators used for income producing purposes are warranted for 90 days. Rental units and demonstrators which are resold are not covered under warranty by Greenlee Textron Inc. Any warranty, whether expressed or implied, rests solely with the seller.*

**Lifetime Limited Warranty on Greenlee Electrical Test Instruments, Hand Benders, select Hand Tools and Paladin® branded items.**

Greenlee Textron Inc. warrants to the original purchaser of these goods for use that these products will be free from defects in workmanship and material for their useful life, excepting normal wear and abuse. This warranty is subject to the same terms and conditions contained in Greenlee Textron Inc.'s standard one year limited warranty.

**Greenlee Electrical Test Instrument Repair and Calibration**

For all Greenlee Electrical Test Instrument repairs, contact Customer Service at 1-800-435-0786 and request a Return Authorization. An approved Authorization including shipping label and instructions will be sent.

For items not covered under warranty (such as items dropped, abused, etc.), a repair cost quote is available upon request.

*Note: Prior to returning any test instrument, please check replaceable batteries or make sure the battery is at full charge.*

Many end user customers require assurance of product performance. Proof of accuracy and precision of an instrument is often required. This requirement may be a result of ISO procedures or customer quality audit requirements. Greenlee Textron Inc. can provide calibration service for specifically marked hand-held electrical test equipment. Calibration assures the customer that the instrument has been checked and/or calibrated using equipment that is checked and calibrated to standards that are traceable to the National Institute for Standards and Technology (NIST). Products currently included are all clamp meters, professional series Digital Multimeters and megohmmeters. A certificate will be provided.

To obtain this calibration service, call Customer Service at 1-800-435-0786 and request a Return Authorization.

[www.greenlee.com](http://www.greenlee.com)

**MADE FOR THE TRADE!™**

FOR PRODUCT VIDEOS, DEMONSTRATIONS  
AND MORE, SCAN THIS QR CODE OR VISIT:  
[www.youtube.com/GreenleeDEMO](http://www.youtube.com/GreenleeDEMO)



**GREENLEE**®

A Textron Company



**NEED MORE INFORMATION?**

**USA** PHONE 800.435.0786  
FAX 800.451.2632

**CANADA** PHONE 866.384.8813  
FAX 800.524.2853

**INT'L** PHONE +1.815.397.7070  
FAX +1.815.397.9247



[www.greenlee.com](http://www.greenlee.com) MA-1024 rev. 1/13  
4455 Boeing Drive • Rockford, IL 61109-2988 • USA • 815-397-7070  
©2013 Greenlee Textron Inc. • An ISO 9001 Company • Printed in USA  
Greenlee Textron Inc. is a subsidiary of Textron Inc.