

Commercial Grade Receptacles

Features & Benefits

- High impact, chemical resistant nylon face
- Tri-drive brass binding head terminal screws accept up to #10 AWG
- Easily accessible break-off tab for two circuit wiring
- Self grounding strap for quick installation
- Double-wipe ground contact
- Heavy-duty wraparound steel yoke
- 8 wiring pockets with clamp type terminals on back-wired devices
- Backed-out green tri-drive grounding screw
- One piece triple-wipe brass line contacts
- UL, CSA, Fed-Spec & NOM
(Fed-Spec on CBRS devices only)



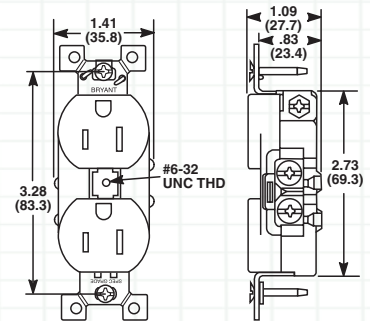
Back and Side Wired

Catalog Numbers		Description
15A 125V NEMA 5-15	20A 125V NEMA 5-20	
CBRS15I	CBRS20I	Ivory duplex, smooth nylon face
CBRS15W	CBRS20W	White duplex, smooth nylon face
CBRS15	CBRS20	Brown duplex, smooth nylon face
CBRS15GRY	CBRS20GRY	Gray duplex, smooth nylon face
CBRS15BLK	CBRS20BLK	Black duplex, smooth nylon face
CBRS15A	CBRS20A	Almond duplex, smooth nylon face

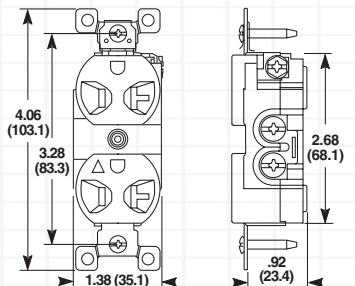
Side Wired Only & Side Wired with Open Terminal*

Catalog Numbers		Description
15A 125V NEMA 5-15	20A 125V NEMA 5-20	
CRS15I	CRS20I	Ivory duplex, smooth nylon face
CRS15W	CRS20W	White duplex, smooth nylon face
CRS15	CRS20	Brown duplex, smooth nylon face
CRS15GRY	CRS20GRY	Gray duplex, smooth nylon face
CRS15BLK	CRS20BLK	Black duplex, smooth nylon face
CRS15A	CRS20A	Almond duplex, smooth nylon face
CRSO15I*	CRSO20I*	Ivory duplex, smooth nylon face, open terminal
CRSO15W*	CRSO20W*	White duplex, smooth nylon face, open terminal
CRSO15*	CRSO20*	Brown duplex, smooth nylon face, open terminal
CRSO15GRY*	CRSO20GRY*	Gray duplex, smooth nylon face, open terminal
CRSO15BLK*	CRSO20BLK*	Black duplex, smooth nylon face, open terminal

* Use "Open Terminal" version with forked wiring terminations.



CRS, CBRS



Isolated Ground

Isolated Ground - Side Wired Only

Catalog Numbers		Description
15A 125V NEMA 5-15	20A 125V NEMA 5-20	
CR15IG	CR20IG	Orange IG duplex, nylon face with finder groove
CR15IGI	CR20IGI	Ivory IG duplex, nylon face with finder groove
CR15IGW	CR20IGW	White IG duplex, nylon face with finder groove
CR15IGGRY	CR20IGGRY	Gray IG duplex, nylon face with finder groove

Commercial Grade Switches

Features & Benefits

- High impact, chemical resistant nylon toggle
- Silver cadmium oxide contacts
- Rivetless, one-piece contact arm for excellent conductivity
- Tri-drive binding head terminal screws
- Integrated green tri-drive hex head grounding screw and automatic ground clip
- Break-off ears
- Accepts up to #10 AWG wire
- Thread-cleaning captive tri-drive mounting screws
- UL, CSA, Fed-Spec & NOM
- Designed for controlling resistive, inductive, tungsten-filament, fluorescent, and motor loads per the NEC for branch lighting and appliance circuits



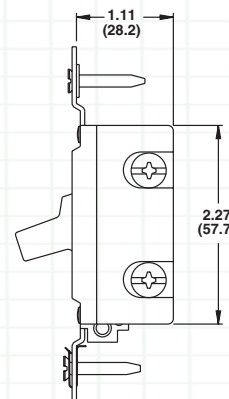
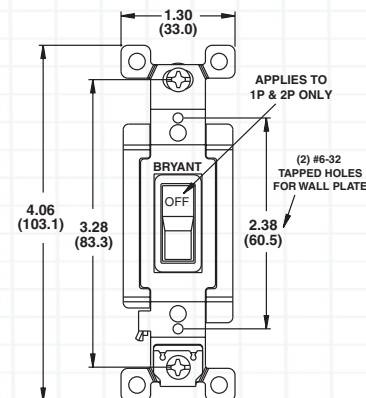
Back and Side Wired

Catalog Numbers		Description
15A 120-277V AC	20A 120-277V AC	
CSB115BI	CSB120BI	Single-pole, ivory handle
CSB115BW	CSB120BW	Single-pole, white handle
CSB115B	CSB120B	Single-pole, brown handle
CSB115BGRY	CSB120BGRY	Single-pole, gray handle
CSB115BA	CSB120BA	Single-pole, almond handle
—	CSB220BI	Double-pole, ivory handle
—	CSB220BW	Double-pole, white handle
—	CSB220B	Double-pole, brown handle
—	CSB220BGRY	Double-pole, gray handle
CSB315BI	CSB320BI	3-way, ivory handle
CSB315BW	CSB320BW	3-way, white handle
CSB315B	CSB320B	3-way, brown handle
CSB315BGRY	CSB320BGRY	3-way, gray handle
CSB315BA	CSB320BA	3-way, almond handle
—	CSB420BI	4-way, ivory handle
—	CSB420BW	4-way, white handle
—	CSB420B	4-way, brown handle
—	CSB420BGRY	4-way, gray handle
—	CSB420BA	4-way, almond handle

Side Wired Only

Catalog Numbers		Description
15A 120-277V AC	20A 120-277V AC	
CS115BI	CS120BI	Single-pole, ivory handle
CS115BW	CS120BW	Single-pole, white handle
CS115B	CS120B	Single-pole, brown handle
CS115BGRY	CS120BGRY	Single-pole, gray handle
CS115BLK	CS120BLK	Single-pole, black handle
CS115BA	CS120BA	Single-pole, almond handle
CS315BI	CS320BI	3-way, ivory handle
CS315BW	CS320BW	3-way, white handle
CS315B	CS320B	3-way, brown handle
CS315BGRY	CS320BGRY	3-way, gray handle
CS315BLK	CS320BLK	3-way, black handle
CS315BA	CS320BA	3-way, almond handle

1P, 2P, 3W, 4W Switches



Horsepower Ratings

Rating	120V	240V	MAX
15 Amp	½ HP	2 HP	12 Amp
20 Amp	1 HP	2 HP	16 Amp