









QBit Saw Size Chart

Part #	Blade Size	Description						
42710	2 1/8" X 3 5/16"	1-Gang Metal Box Saw	X	X				
42740	2 1/4" X 3 5/8"	1-Gang Low Voltage Mounting Brkt. Saw			X			
42700	2 3/8" X 3 3/4"	1-Gang Electrical Box Saw				X		
42720	3 3/4" X 4"	2-Gang Box Saw					X	X