

## Type 4 Mild Steel Junction Box *1414 N4 PH Series*

Continuous Hinge Door with Clamps



### Application

- Designed for use as instrument enclosures, electric, hydraulic or pneumatic control housings, electrical junction boxes or terminal wiring enclosures.
- Provides protection where equipment may be hosed down or otherwise be very wet, or in outdoor applications for full weather protection.

### Standards

- UL 508 Type 3R, 4, 12 and 13
- CSA Type 3R, 4, 12 and 13
- Complies with
  - NEMA Type 3R, 4, 12 and 13
  - JIC EGP-1-1967 unless marked<sup>1</sup>
  - IEC 60529, IP66

### Construction

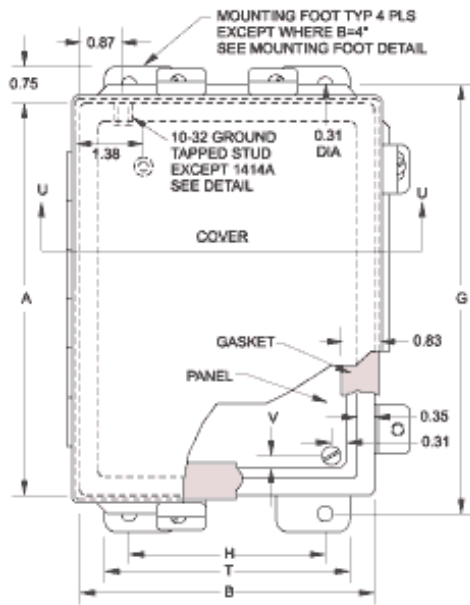
- Body formed from 16 or 14 gauge steel. Covers are formed from 14 gauge steel.
- Smooth, continuously welded seams without knockouts, cutouts or holes.
- Welded brackets provide for enclosure mounting.
- Continuous hinged cover is secured with stainless steel clamps and screws.
- Stainless steel continuous hinge on door may be removed by pulling the stainless steel hinge pin.
- Seamless poured-in place gasket.
- All models larger than 4" x 4" include a removable 14 gauge inner panel.
- Internal threaded weld studs are provided for mounting inner panels.
- A bonding stud is provided on the door and a grounding stud is provided in the enclosure.

### Finish

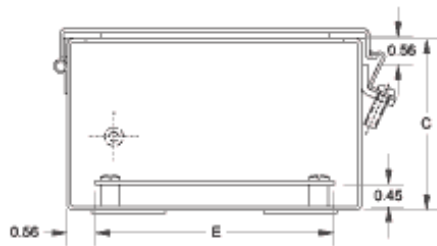
- Cover and enclosure are phosphatized, finished in recoatable smooth ANSI 61 gray powder coating.
- Removable inner panel is finished in white powder coating.

### Accessories

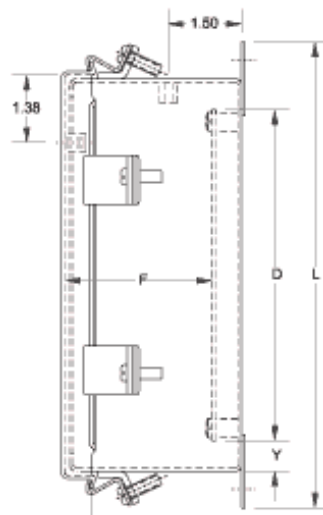
- Inner Panels
- Door Clamping Hardware
- Heaters
- Terminal Kit Assemblies
- Swing Panel Kit
- Ventilation
- Filtered Fans
- Type 1 Louvered Ventilating Plates
- Temperature Controls
- Ground Wire Kits



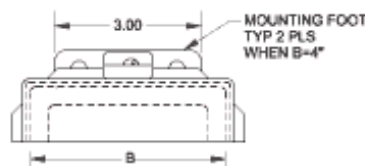
**Front View**



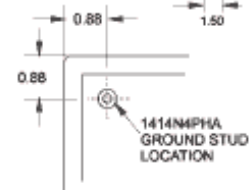

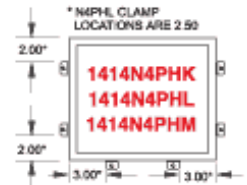

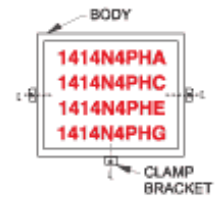
**Cross Section U-U**



**Side View**



**Mounting Foot Detail When B=4**



**Ground stud location for 1414N4PHA**

| Part No.               | Part No.                 | Panel Size     |                 |       | Cover |       |      |       |       |      |       |       |       |            | Ship Wt. (lbs) | Ship Wt. (lbs) |    |    |   |          |
|------------------------|--------------------------|----------------|-----------------|-------|-------|-------|------|-------|-------|------|-------|-------|-------|------------|----------------|----------------|----|----|---|----------|
|                        |                          | w/ Inner Panel | w/o Inner Panel | A     | B     | C     | D    | E     | F     | G    | H     | J     | L     | Dimensions |                |                | T  | V  | Y | w/ Panel |
| -                      | 1414N4PHA <sup>1</sup>   | 4.00           | 4.00            | 3.00  | -     | -     | -    | 4.75  | 2.00  | 2.60 | 5.50  | 4.31  | 4.31  | 3.00       | -              | -              | -  | -  | 1 |          |
| 1414N4PHC <sup>1</sup> | 1414N4PHCLP <sup>1</sup> | 6.00           | 4.00            | 3.00  | 4.88  | 2.88  | 2.50 | 6.75  | 2.00  | 2.60 | 7.50  | 6.31  | 4.31  | 3.00       | 0.31           | 0.56           | 3  | 2  |   |          |
| 1414N4PHG              | 1414N4PHGLP              | 8.00           | 6.00            | 3.50  | 6.75  | 4.88  | 3.00 | 8.75  | 4.00  | 3.10 | 9.50  | 8.31  | 6.31  | 5.00       | 0.25           | 0.63           | 6  | 5  |   |          |
| 1414N4PHE              | 1414N4PHELP              | 6.00           | 6.00            | 4.00  | 4.88  | 4.88  | 3.50 | 6.75  | 4.00  | 3.60 | 7.50  | 6.31  | 6.31  | 5.00       | 0.31           | 0.56           | 5  | 4  |   |          |
| 1414N4PHI              | 1414N4PHILP              | 10.00          | 8.00            | 4.00  | 8.75  | 6.88  | 3.50 | 10.75 | 6.00  | 3.60 | 11.50 | 10.31 | 8.31  | 7.00       | 0.25           | 0.63           | 10 | 9  |   |          |
| 1414N4PHI6             | 1414N4PHI6LP             | 10.00          | 8.00            | 6.00  | 8.75  | 6.88  | 5.50 | 10.75 | 6.00  | 5.60 | 11.50 | 10.31 | 8.31  | 7.00       | 0.25           | 0.63           | 12 | 11 |   |          |
| 1414N4PHK              | 1414N4PHKLP              | 12.00          | 10.00           | 5.00  | 10.75 | 8.88  | 4.50 | 12.75 | 8.00  | 4.60 | 13.50 | 12.31 | 10.31 | 9.00       | 0.25           | 0.63           | 15 | 14 |   |          |
| 1414N4PHL6             | 1414N4PHL6LP             | 12.00          | 12.00           | 6.00  | 10.75 | 10.88 | 5.50 | 12.75 | 10.00 | 5.60 | 13.50 | 12.31 | 12.31 | 11.00      | 0.25           | 0.63           | 25 | 24 |   |          |
| 1414N4PHM6             | 1414N4PHM6LP             | 14.00          | 12.00           | 6.00  | 12.75 | 10.88 | 5.50 | 14.75 | 10.00 | 5.60 | 15.50 | 14.31 | 12.31 | 11.00      | 0.25           | 0.63           | 21 | 20 |   |          |
| 1414N4PHO6             | 1414N4PHO6LP             | 16.00          | 14.00           | 6.00  | 14.75 | 12.88 | 5.50 | 16.75 | 12.00 | 5.60 | 17.50 | 16.31 | 14.31 | 13.00      | 0.25           | 0.63           | 26 | 24 |   |          |
| 1414N4PHM8             | 1414N4PHM8LP             | 14.00          | 12.00           | 8.00  | 12.75 | 10.88 | 7.50 | 14.75 | 10.00 | 7.60 | 15.50 | 14.31 | 12.31 | 11.00      | 0.25           | 0.63           | 22 | 20 |   |          |
| 1414N4PHO10            | 1414N4PHO10LP            | 16.00          | 14.00           | 10.00 | 14.75 | 12.88 | 9.50 | 16.75 | 12.00 | 9.60 | 17.50 | 16.31 | 14.31 | 13.00      | 0.25           | 0.63           | 28 | 26 |   |          |

<sup>1</sup> Does not meet JIC Requirements

Data subject to change without notice

