

Power Feeds (Trak-1 or Alpha)

END FEED



**P8745-28** Bright White  
**P8745-31** Black  
 End feed with flush canopy.

T-BAR  
 POWER LEG



**P8769-28** Bright White  
**P8769-31** Black  
 T-bar power leg converts P8760 to "L" (use 1), "T" (use 2), cross (use 3) connector.

"ANYWHERE"  
 POWER FEED



**P9108-28** Bright White  
**P8730-10** Polished brass  
**P8730-31** Black  
 "Anywhere" power feed snaps into place at any point along the track. Canopy kit required (p 338). Has 8" leads. Includes one P8717-01 dead end.

FLOATING  
 CANOPY



**P9123-28** Bright White  
**P9123-31** Black  
 Floating canopy mounts anywhere on track for power feed and covers. Standard outlet box. Includes one P8717-31 & P9122-28 dead end.

"ANYWHERE"  
 POWER FEED



**P9121-28** Bright White  
**P8742-31** Black  
 "Anywhere" power feed with 3/8" Greenfield connector. Has 72" of wire. Includes one P8717-01 dead end.

T-BAR  
 END FEED




**P9109-28** Bright White  
**P8760-31** Black  
 T-bar end feed with canopy cover. (Use P8770-01 slotted outlet box.)

TOP AND  
 END FEED



**P9110-28** Bright White  
**P8746-31** Black  
 Top and end feed for Romex, 3/8" Greenfield or 1/2" EMT.

CORD &  
 PLUG SET



**P9111-28** Bright White  
**P8724-31** Black  
 Cord & plug set for feeding track where there is no outlet box. 15-foot cord. Includes 10 amp switch. Switch can be positioned anywhere along cord.

Connectors (Trak-1 or Alpha)

For joining two or more track sections in straight runs, "L", "T", cross, square and "any angle" patterns. The connectors plug into track sections only one way to ensure positive polarization.

STRAIGHT  
 CONNECTOR



**P8720-31** Black  
**P9115-28** Bright White  
 Straight connector

FLEX  
 CONNECTOR




**P8736-31** Black  
**P9117-28** Bright White  
 Flex connector permits a variety of track layouts at almost any angle and variation of planes including wall-to-ceiling or on cathedral ceilings. Can flex to 90°.

CROSS  
 CONNECTOR




**P8723-28** Bright White  
**P8723-31** Black  
 Cross connector

"T"  
 CONNECTOR



A. Inside-right polarity  
**P8722-9128** Bright White  
**P8722-9131** Black  
 B. Inside-left polarity  
**P8722-8928** Bright White  
**P8722-8931** Black


"L"  
 CONNECTOR




A. Inside polarity  
**P8721-9131** Black  
**P9116-9128** Bright White  
 B. Outside polarity  
**P8721-8931** Black  
**P9116-8928** Bright White  
 "L" connector. Inside polarity type connector generally used. To identify polarity, orient connector to "L" shape and polarity grooves will intersect where indicated.

"T" connector. Inside-right polarity type connector generally used. To identify polarity, orient connector to "T" shape and polarity grooves will intersect where indicated.

## AlphaTrak® Kits

CAT. NO.	FINISH	DIMENSIONS			LAMPS	Acc.*
		DIA.	HT.	L.		
<b>P9215-28</b>	Bright White Track heads complete with black baffle.	4-3/8"	8-1/2"	-	three 75w PAR-30 or 65w BR 30	B2
<b>P9216-28</b>	Bright White Track heads complete with black baffle.	4-3/8"	8-3/4"	-	three 75w PAR-30 or 65w BR-30	B2
<b>P9217-28</b>	Bright White Complete with three 12V electronic transformers.	2-1/8"	5-1/4"	5-1/4"	three 50w MR-16	S1 

All AlphaTrak® Kits come with three track heads, 4' track, canopy, dead end, feed and mounting hardware.



**P9215-28**  
Flair



**P9216-28**  
Flat Back



**P9217-28**  
High Tech

## AlphaTrak® Sections

CAT. NO.	FINISH	LENGTH (NOM)	HT.	W.
<b>P9103-28</b>	Bright White	2'	7/8"	1-1/8"
<b>P9103-31</b>	Black	2'	7/8"	1-1/8"
<b>P9104-10</b>	Polished Brass	4'	7/8"	1-1/8"
<b>P9104-28</b>	Bright White	4'	7/8"	1-1/8"
<b>P9104-31</b>	Black	4'	7/8"	1-1/8"
<b>P9105-10</b>	Polished Brass	8'	7/8"	1-1/8"
<b>P9105-28</b>	Bright White	8'	7/8"	1-1/8"
<b>P9105-31</b>	Black	8'	7/8"	1-1/8"
<b>P9106-28</b>	Bright White	12'	7/8"	1-1/8"
<b>P9106-31</b>	Black	12'	7/8"	1-1/8"

AlphaTrak single-circuit track sections are extruded aluminum with flat copper conductors for positive contact, and can be field cut to required lengths. All have easy-guide polarity notch. Designed for 120-volt supply with 20 amp capacity (2,400 watts). All track sections include one dead end and mounting hardware. Order power feeds and system hardware separately as required. (See pages 336-339).



**POLISHED BRASS**



**BRIGHT WHITE**



**BLACK**



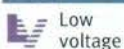
**CROSS SECTION OF TRACK**

### LAMPS



MR-16 PAR-30

### NOTES



Low voltage



Note: Height is to bottom of track.

### ACCESSORIES

See pages 336-339 for accessories.

\*Acc.

B Barn door  
S Spread lens

## TRAK-1® SYSTEM

Trak-1® sections are available in 2', 4' and 8' lengths. Track can be field cut, as required. Track sections are constructed of extruded aluminum with flat, copper conductors that provide firm, sure lamp-holder contacts. The polarity notch provides an easy guide for matching connectors and orienting track fixtures in continuous runs. Just 7/8" high and 1-1/8" wide, this single-circuit system is designed for low profile applications with 120-volt supply and 20 amp capacity (2,400 watts).

### Track Sections

Includes dead end and mounting hardware. Order power feeds and system hardware separately, as required. For polished brass track sections, see page 334.

CAT. NO.	FINISH	LENGTH (NOM)	HT.	W.
P6243-28	Bright White	2'	7/8"	1-1/8"
P6243-31	Black	2'	7/8"	1-1/8"
P6244-28	Bright White	4'	7/8"	1-1/8"
P6244-31	Black	4'	7/8"	1-1/8"
P6245-28	Bright White	8'	7/8"	1-1/8"
P6245-31	Black	8'	7/8"	1-1/8"



BRIGHT WHITE



BLACK



TRACK CROSS SECTION


### Mounting Options (Trak-1 or Alpha)



#### PENDANT KITS


Used for suspending track from higher ceilings. Maximum spacing between pendants is 4 feet. Stem will suspend track 6", 12" and 18" from ceiling. 6" and 12" stem and connectors provided.

#### MOUNTING CLIPS



#### P8622-24

Set of 3 mounting clips. For use only on uneven ceiling surfaces. Provides space between ceiling and track sections. Recommend use with Clip Mount Canopy Kit (see page 338).



P8718-28

P8715-28

PENDANT KIT WITH POWER FEED AND 24" WIRE

PENDANT KIT LESS POWER FEED

**P8718-28** Bright White  
**P8718-31** Black  
Pendant kit with power feed and 24" wire includes outlet box cover, 6" and 12" stem lengths and all necessary mounting hardware.

**P8715-28** Bright White  
**P8715-31** Black  
Pendant kit less power feed includes outlet box cover, 6" and 12" stem lengths, and all necessary mounting hardware.

#### SUSPENDED CEILING CLIPS



#### P8771-30 White

Suspended ceiling clips. Use two for 2' or 4' track sections. Three for 8' track. For mounting track sections onto T-bar grid.

#### PROVIDE YOUR OWN STEM LENGTH FOR TRACK

**P8762-31** Black  
**P9112-28** Bright White  
Includes outlet box cover, threaded connector and stem fitting. P8742 and P9121 will provide 72" power feed (see page 337). (5/8" O.D., 3/8" I.P.S. tubing, 66" max., supplied by others.)