

Shown actual size: Maestro® preset digital fade dimmer and 1-gang Satin Colors® wallplate in biscuit (BI)

MAESTRO® digital fade dimmers

product family features

- true multi-location dimming from each location
- tap on to favorite level; tap off; tap twice for full on
- touch rocker to adjust light level
- LEDs indicate light level and glow softly in the dark as a locator light
- delayed off provides light as you exit the room
- line frequency compensation maintains stable light
- coordinating Claro® and Satin Colors® wallplates available separately (including stainless steel)
- programming allows customized functions (application note #124 available at www.lutron.com/applicationnotes)
- **eco-dim**® model available

available models

source type

- incandescent/halogen lighting
- magnetic low-voltage lighting
- electronic low-voltage lighting
- fluorescent lighting
- LED lighting
- quiet 7-speed fan controls
- quiet 7-speed fan/light controls
- exhaust fans (countdown timer only)

control locations

- single pole (one location)
- multi-location dimming (up to ten locations)

available colors (see pages 12-13 for color swatches)

colors (gloss finish)

- | | |
|------------------------|-----------------|
| WH white | GR gray |
| IV ivory | BR brown |
| AL almond | BL black |
| LA light almond | |

colors (satin finish)

- | | |
|-----------------------|------------------------|
| HT hot | ES eggshell |
| MR merlot | BI biscuit |
| PL plum | GS goldstone |
| TQ turquoise | DS desert stone |
| TC terracotta | ST stone |
| GB greenbriar | LS limestone |
| BG bluestone | SW snow |
| MS mocha stone | PD palladium |
| SG sea glass | MN midnight |
| TP taupe | SI sienna |

colors & finishes key

- available in gloss finish
- available in satin finish
- available in all gloss and satin finishes

CAD file downloads available at www.lutron.com/cad

Questions on installation or selection?
Call Lutron® 24 hours/7 days a week at
1.800.523.9466 or visit www.lutron.com

digital fade dimmers



- tap on to favorite level; tap off
- tap twice for full on
- press, hold and release for delayed fade-to-off
- touch rocker to adjust light level
- provides true dimming from each location (with companion dimmers)

incandescent/halogen*

single pole/multi-location 600W	MA-600-	
single pole/multi-location 600W	MSC-600M-	
single pole/multi-location 1000W	MA-1000-	
single pole/multi-location 1000W	MSC-1000M-	

incandescent/halogen — eco-dim®* † NEW

single pole/multi-location 600W	MA-600G-	
---------------------------------	-----------------	--

eco-dim® model guarantees at least 15% energy savings compared to a standard switch

magnetic low-voltage*

single pole/multi-location 600VA (450W)	MALV-600-	
single pole/multi-location 600VA (450W)	MSCLV-600M-	
single pole/multi-location 1000VA (800W)	MALV-1000-	
single pole/multi-location 1000VA (800W)	MSCLV-1000M-	

electronic low-voltage**

single pole/multi-location 600W	MAELV-600-	
single pole/multi-location 600W	MSCELV-600M-	

Suggested maximum lighting load for magnetic low-voltage dimming is 450W for 600VA products and 800W for 1000VA products, to allow for transformer losses.

* minimum load is 40 W/VA

† available in white, ivory, almond, and light almond

** requires neutral wire connection

fluorescent dimming with Hi-lume®, Compact SE™, Eco-10®, EcoSystem® ballasts and Hi-lume® LED



- use with Lutron® 3-wire line-voltage control electronic dimming ballasts
- please refer to the Lutron® Fluorescent Dimming Systems Selection Guide (P/N 366-002) for more information
- provides true dimming from each location (with companion dimmers)
- must be derated if ganged

fluorescent**

single pole/multi-location 6A 120V	MAF-6AM-		NEW
single pole/multi-location 6A 120V	MSCF-6AM-		
single pole/multi-location 6A 277V	MAF-6AM-277-		
single pole/multi-location 6A 277V	MSCF-6AM-277-		

LED with Hi-lume® LED driver only**

single pole/multi-location 6A 120V	MAF-6AM-		NEW
single pole/multi-location 6A 120V	MSCF-6AM-		
single pole/multi-location 6A 277V	MAF-6AM-277-		
single pole/multi-location 6A 277V	MSCF-6AM-277-		

LED with GRX-TVI (0-10 VDC sink control)** NEW

single pole/multi-location 16A load 30 mA control 120/277V	MAF-6AM-	
single pole/multi-location 16A load 30 mA control 120/277V	MSCF-6AM-	

eco-minder™ digital fade dimmer

NEW



- tap on to favorite light level; tap off
- tap twice for full on
- touch rocker to adjust light level
- shows you when you're saving
- LED turns from red to green when you're saving at least 15% energy

incandescent/halogen**

single pole/multi-location 600W **MA-600I-** 


* minimum load is 40 W/VA

† available in white, ivory, almond, and light almond


companion dimmers



- **for use with multi-location dimmers only**
- use up to nine companion dimmers with only one Maestro® multi-location dimmer
- provides true multi-location dimming from each location
- no derating if ganged
- use standard single-pole and 3-way wiring

companion dimmer 120V **MA-R-** 

MSC-AD- 

companion dimmer 277V **MA-R-277-** 

MSC-AD-277- 

dual dimmers (two loads)



dimmers (top/bottom)

- replacement for stacked switches
- tap on to favorite light level; tap off
- tap twice for full on
- touch rocker to adjust light level
- single location only

incandescent/halogen*

NEW

single pole 300W light (top) **MA-L3L3-** 

(incandescent/halogen)

300W light (bottom)

(incandescent/halogen)

* minimum load is 40 W

dimmer/switch (two loads)



dimmer† (top)

- replacement for stacked switches
- tap on to favorite light level; tap off
- tap twice for full on
- touch rocker to adjust light level

switch (bottom)

- tap switch on/off
- single location only

single pole 300W light (top) **MA-L3S25-** 

(incandescent/halogen)

2.5A switch (bottom)

lighting load and/or general purpose fan(s)

See page 53 for available colors.

To order, add color suffix to model number.

Example: **MA-600I- WH**

colors & finishes key

 available in gloss finish

 available in satin finish



 available in all gloss and satin finishes

digital switches



- for multi-location switching, use one Maestro® multi-location switch with Maestro® companion switches

incandescent/halogen, magnetic low-voltage, electronic low-voltage, non-dim fluorescent ballasts, non-dim LED drivers, and general purpose fans*

single pole/multi-location 8A light or 3A fan 120V	MA-S8AM- 
single pole/multi-location 8A light or 3A fan 120V	MSC-S8AM- 

incandescent/halogen, magnetic low-voltage, electronic low-voltage, non-dim fluorescent ballasts, and non-dim LED drivers NEW

single pole/multi-location 6A light 277V	MAF-S6AM-277- <input type="checkbox"/>
single pole/multi-location 6A light 277V	MSCF-S6AM-277- <input type="checkbox"/>



* requires neutral wire connection

companion switches



- **for use with multi-location switches only** use up to nine Maestro® companion switches with one Maestro® multi-location switch
- can be used with multi-location timer switch
- no derating if ganged

incandescent/halogen, magnetic low-voltage, electronic low-voltage, non-dim fluorescent ballasts, non-dim LED drivers, and general purpose fans



companion switch	120V	MA-AS- 
companion switch	120V	MSC-AS- 

		NEW
companion switch	277V	MA-AS-277- <input type="checkbox"/>

Use standard single-pole and 3-way wiring for easy installation.

See page 53 for available colors.
To order, add color suffix to model number.
Example: **MSC-S8AM- HT**

colors & finishes key

-  available in gloss finish
-  available in satin finish
- available in all gloss and satin finishes

dimmer/countdown timer switch (two loads)



dimmer* (top)

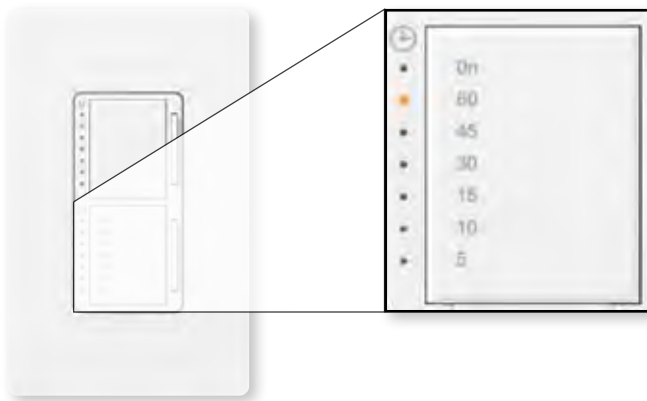
- tap on to favorite light level; tap off
- tap twice for full on
- touch rocker to adjust light level

timer switch (bottom)

- tap on to start timer; tap off
- tap twice for untimed on
- touch rocker to adjust countdown time
- one minute warning before fan or lights go off
- top LED is full on with no timer action

single pole 300W light (top) **MA-L3T251-** **NEW**
 (incandescent/halogen)
 2.5A timer switch (bottom)
 lighting load and/or general
 purpose fan(s)
 (single location only)

* minimum load is 40 W/VA



countdown timer switch (5-60 minutes/full on)



- use with exhaust fans to reduce moisture, mold, and mildew in bathrooms and kitchens
- use with lighting
- tap on to start timer; tap off
- tap twice for untimed on
- touch rocker to adjust countdown time
- one minute warning before fan or lights go off
- top LED is full on with no timer action

single pole, no neutral required 600W/VA (5 A) **MA-T51-**
 on/off lighting load
 (incandescent/halogen, MLV)
 OR 3A general purpose fan(s)

single pole/multi-location neutral required 600W/VA (5 A) **MA-T51MN-**
 on/off lighting load
 (incandescent/halogen, MLV, ELV, fluorescent)
 OR 3A general purpose fan(s)

use MA-T51MN- with a companion switch (MA-AS- or MSC-AS-) for multi-location switching

countdown timer switch† (5-30 minutes)



- use with exhaust fans to reduce moisture, mold, and mildew in bathrooms and kitchens
- use with lighting
- tap on to start timer; tap off
- tap twice for untimed on
- touch rocker to adjust countdown time
- one minute warning before fan or lights go off
- timer always turns off

single pole 600W/VA (5 A) **MA-T530G-** **NEW**
 on/off lighting load
 (incandescent/halogen, MLV)
 OR 3A general purpose fan(s)

See page 53 for available colors.

To order, add color suffix to model number.

Example: **MA-L3T251- HT**

† available in white, ivory, almond, and light almond

digital fan control

NEW



- multi-location, fan only
- controls up to four fans
- one canopy module included, order one canopy module (CM-FQ1) for each additional fan controlled
- gloss or satin finish
- 7 quiet fan speeds plus off

quiet 7-speed fan control

multi-location 4A **MA-FQ4FM-**

Includes the necessary wall-mounted fan control and fan-mounted canopy module. Wallplate sold separately.

quiet 7-speed fan control package

multi-location package 4A **MA-FQ3-**

Includes the MA-FQ4FM- and MA-AFQ4- Wallplate sold separately.

companion fan control



- **for use with multi-location control only** use up to **two** companion fan controls with only one Maestro® digital fan control
- gloss or satin finish

companion 4A **MA-AFQ4-**
fan control

Use up to a maximum of **two** companion fan controls with one MA-FQ4FM- for multi-location control.

See page 53 for available colors.
To order, add color suffix to model number.
Example: **MA-FQ4FM- WH**

canopy module



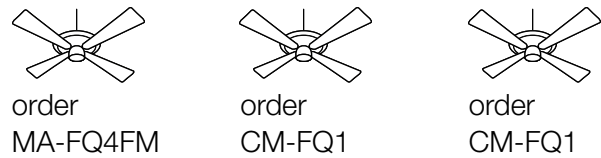
- for use only in multi-fan applications with MA-FQ4FM
- order one canopy module for each additional fan controlled
- use up to three fan-mounted canopy modules for up to four fans total

canopy module 1A **CM-FQ1**

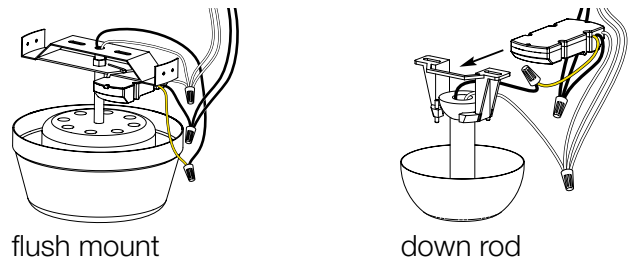
One canopy module is included with each Maestro® fan only wall control (MA-FQ4FM-).

In multi-fan applications you will need to order one additional canopy module (CM-FQ1) for each additional fan – four fans total.

Example: Three fans controlled from one location.



For flush mount or down rod fan applications.



colors & finishes key

- available in gloss finish
- available in satin finish
- available in all gloss and satin finishes

fan/light controls



dimmer (top)

- tap on to favorite light level; tap off
- tap twice for full on
- touch rocker to adjust light level

fan control (bottom)

- tap on to favorite fan speed; tap off
- touch rocker to adjust fan speed
- 7 quiet fan speeds plus off provide enhanced comfort

incandescent/halogen / fan/light package

(clamshell – gloss finish only)

single pole 300W light (top) **MA-LFQHW-**
1 A fan (bottom)

Clamshell fan/light package includes the necessary wall-mounted fan/light control, wallplate and fan-mounted canopy module.

incandescent/halogen / fan/light package

(boxed – gloss or satin finish)

multi-location 300W light (top) **MA-LFQM-**
1 A fan (bottom)

Boxed fan/light package includes the necessary wall-mounted fan/light control and fan-mounted canopy module.

Use up to a maximum of two companion wall-mounted fan/light controls (MA-ALFQ35-) for multi-location control.

See canopy module details on page 58.

companion fan/light control



- **for use with multi-location control only**
use up to **two** companion controls with only one Maestro® multi-location fan/light control
- gloss or satin finish

companion fan/light control **MA-ALFQ35-**

Use standard single-pole, 3-way, and 4-way wiring for easy installation.

See page 53 for available colors.

To order, add color suffix to model number.

Example: **MA-LFQHW- WH**

colors & finishes key

- available in gloss finish
- available in satin finish
- available in all gloss and satin finishes

remote control digital fade dimmers



- tap on to favorite level; tap off
- touch rocker to adjust light level
- tap twice for full on
- press, hold and release for gradual fade-to-off
- touch rocker to adjust light level
- provides true dimming from each location (with multi-location dimmers)

incandescent/halogen†

single pole	600 W	MIR-600-	<input type="checkbox"/>
single pole	1000 W	MIR-1000-	<input type="checkbox"/>
multi-location	600 W	MIR-600M-	<input type="checkbox"/>
multi-location	1000 W	MIR-1000M-	<input type="checkbox"/>

magnetic low-voltage†

single pole	600 VA (450 W)	MIRLV-600-	<input type="checkbox"/>
single pole	1000 VA (800 W)	MIRLV-1000-	<input type="checkbox"/>
multi-location	600 VA (450 W)	MIRLV-600M-	<input type="checkbox"/>
multi-location	1000 VA (800 W)	MIRLV-1000M-	<input type="checkbox"/>

Suggested maximum lighting load for magnetic low-voltage dimming is 450W for 600VA products and 800W for 1000VA products, to allow for transformer losses.

electronic low-voltage*

single pole	600 W	MIRELV-600-	<input type="checkbox"/>
multi-location	600 W	MIRELV-600M-	<input type="checkbox"/>

* requires neutral wire connection



† minimum load is 60 W/VA

companion dimmer



- **for use with multi-location dimmers only**
use up to **nine** companion dimmers with only one Maestro IR® multi-location dimmer
- provides true dimming from each location
- no derating if ganged

companion dimmer

MA-R- 
MSC-AD- 

Use standard single-pole and 3-way wiring for easy installation.

IR remote control





- press and hold silver button to save your favorite light setting
- press silver button to recall favorite light level
- works with most learning remote controls
- IR frequency is 40kHz
- 30 feet line-of-sight to wall dimmer
- touch rocker to adjust light level
- battery included

IR remote control

MIR-ITFS-WH

See page 53 for available colors.
To order, add color suffix to model number.
Example: **MIR-600- WH**

colors & finishes key

-  available in gloss finish
-  available in satin finish
- available in all gloss and satin finishes

remote control digital fade dimmer packages



incandescent/halogen† (clamshell packaging)
single pole 600W **MIR-600THW-**

Clamshell dimming package includes the dimmer, IR remote control, and wallplate (available in gloss only).

incandescent/halogen† (boxed packaging)		
single pole	600W	MIR-600T- <input type="checkbox"/>
single pole	1000W	MIR-1000T- <input type="checkbox"/>
multi-location	600W	MIR-600MT- <input type="checkbox"/>
multi-location	1000W	MIR-1000MT- <input type="checkbox"/>

Boxed dimming package includes the dimmer and remote control. Wallplate sold separately. For companion dimmers, see page 60.

† minimum load is 60 W/VA

For preset scene dimmer controls with IR remote control, see Spacer System® (page 114).

remote control digital fade dimmer package



incandescent/halogen† (clamshell packaging)
multi-location 600W **MIR-603THW-**

Clamshell dimming packages include the multi-location dimmer, companion dimmer, IR remote control, and wallplates (available in gloss only).

remote control accessories



• only available in gray (GR)

remote control tether and holster

for use with remote control

RCTH-GR


See page 53 for available colors.

To order, add color suffix to model number.

Example: **MIR-600THW- WH**

colors & finishes key

 available in gloss finish

 available in satin finish

 available in all gloss and satin finishes

digital fan only control (w/ IR remote)

NEW



- multi-location, fan only
- controls up to four fans
- one canopy module included, order one canopy module (CM-FQ1) for each additional fan controlled
- gloss or satin finish
- 7 quiet fan speeds plus off

quiet 7-speed fan control packages (box)

single pole/ 4A **MIR-FQ4FMT-**

multi-location fan only

Includes wall-mounted control, fan IR remote control and fan-mounted canopy module.

Wallplate sold separately.

single pole/ 4A **MIR-FQ4FM-**

multi-location fan only

Includes control and one canopy module.

Wallplate sold separately.

companion fan control



- **for use with multi-location control only**
use up to **two** companion fan controls with only one Maestro® digital IR fan only control
- gloss or satin finish

companion fan control 4A **MA-AFQ4-**

Use up to a maximum of **two** wall-mounted companion fan controls with one MIR-FQ4FMT- or MIR-FQ4FM- for multi-location fan control.

See page 53 for available colors.
To order, add color suffix to model number.
Example: **MIR-FQ4FMT- WH**

fan only IR remote control



- press and hold silver button to save fan setting
- press silver button to recall favorite fan setting
- 30 feet line-of-sight to wall control
- touch rocker to adjust fan speed
- battery included

IR remote control

MIR-ITFS-F-WH

canopy module (fan-mounted)






- for use only in multi-fan applications with MIR-FQ4FMT or MIR-FQ4FM
- order one canopy module for each additional fan controlled

canopy module 1A

CM-FQ1

Please see page 58 for complete information.

colors & finishes key

-  available in gloss finish
-  available in satin finish
-  available in all gloss and satin finishes

remote control fan/light control packages **NEW**



- dimmer** (top)
- tap on to favorite light level; tap off
 - tap twice for full on
 - touch rocker to adjust light level
- fan control** (bottom)
- tap on to favorite fan speed; tap off
 - touch rocker to adjust light level or fan speed
 - 7 quiet fan speeds plus off provide enhanced comfort

incandescent/halogen fan/light package

(clamshell – gloss finish only)
single pole 300 W light (top) **MIR-LFQTHW-**
1 A fan (bottom)

Clamshell fan/light package includes the necessary wall-mounted fan/light control, wallplate, fan/light IR remote control, and fan-mounted canopy module.

incandescent/halogen fan/light package

(boxed – gloss or satin finish)
multi-location 300 W light (top) **MIR-LFQMT-**
1 A fan (bottom)

Boxed fan/light package includes the necessary wall-mounted fan/light control, fan/light IR remote control, and fan-mounted canopy module. Wallplate sold separately.

Use up to a maximum of two wall-mounted companion fan/light controls (MA-ALFQ35-) for multi-location control.

See canopy module details on page 62.

companion fan/light control



- **for use with multi-location control only**
use up to **two** companion controls with only one multi-location Maestro IR® fan/light control
- gloss or satin finish

companion fan/light control **MA-ALFQ35-**

Use standard single-pole, 3-way, and 4-way wiring for easy installation.

IR remote control for fan/light



- press and hold top silver button to save your favorite light setting; press silver button to recall favorite light level
- press and hold bottom silver button to save your favorite fan setting; press silver button to recall favorite fan setting
- 30 feet line-of-sight to wall control
- touch rocker to adjust light level or fan speed
- battery included

IR remote control **MIR-ITFS-LF-WH**

See page 53 for available colors.
To order, add color suffix to model number.
Example: **MIR-LFQTHW- WH**

colors & finishes key

- available in gloss finish
- available in satin finish
- available in all gloss and satin finishes

remote lighting control dimmers

NEW



- tap on to favorite level; tap off
- tap twice for full on
- press, hold and release for delayed fade-to-off
- touch rocker to adjust light level
- provides true dimming from each location (with companion dimmers)

incandescent/halogen†

single pole/multi-location **MRF2-600M-** 600 W

incandescent/halogen, magnetic low-voltage†

single pole/multi-location **MRF2-6MLV-** 600 W

incandescent/halogen, magnetic low-voltage*†

single pole/multi-location **MRF2-6ND-120-** 600 W (spec grade)

incandescent/halogen, magnetic low-voltage†

single pole/multi-location **MRF2-10D-120-** 1000 W (spec grade)

Suggested maximum lighting load for magnetic low-voltage dimming is 450 W for 600 VA products and 800 W for 1000 VA products, to allow for transformer losses.

* requires neutral wire connection

† minimum load is 60 W/VA

companion dimmer



- **for use with multi-location dimmers only** use up to **nine** companion dimmers with only one Maestro Wireless® multi-location dimmer
- provides true dimming from each location
- no derating if ganged

companion dimmer

MA-R-
MSC-AD-

Use standard single-pole and 3-way wiring for easy installation.

ceiling-mounted wireless RF sensor

NEW



- sensor requires no wiring
- front accessible buttons make setup easy
- sensor turns lights off when room is unoccupied
- communicates with up to 10 dimmers and switches
- add up to three sensors for maximum coverage
- **works with MRF2 dimmers and switches**

occupancy sensor

LRF2-OCRB-P-WH

vacancy sensor

LRF2-VCRB-P-WH

See page 53 for available colors.

To order, add color suffix to model number.

Example: **MRF2-600M- HT**

digital switches

NEW



- for multi-location switching, use one Maestro Wireless® multi-location switch with Maestro Wireless® companion switches

incandescent/halogen, magnetic low-voltage, electronic low-voltage, non-dim fluorescent ballasts, non-dim LED drivers, and general purpose fans*

single pole/multi-location 6A light or 3A fan 120V	MRF2-6ANS-	<input type="checkbox"/>
single pole/multi-location 8A light or 5.8A fan 120V (spec grade)	MRF2-8ANS-120-	<input type="checkbox"/>

incandescent/halogen, magnetic low-voltage, electronic low-voltage, non-dim fluorescent ballasts, and non-dim LED drivers*

single pole/multi-location 6A light 277V (spec grade)	MRF2-6ANS-277-	<input type="checkbox"/>
---	-----------------------	--------------------------

* requires neutral wire connection

companion switches



- **for use with multi-location switches only** use up to nine Maestro® companion switches with one Maestro Wireless® multi-location switch
- can be used with multi-location timer switch
- no derating if ganged

incandescent/halogen, magnetic low-voltage, electronic low-voltage, non-dim fluorescent ballasts, non-dim LED drivers, and general purpose fans

companion switch	120V	MA-AS-	<input type="checkbox"/>
companion switch	120V	MSC-AS-	<input type="checkbox"/>

NEW

companion switch	277V	MA-AS-277-	<input type="checkbox"/>
------------------	------	-------------------	--------------------------

Use standard single-pole and 3-way wiring for easy installation.

See page 53 for available colors.
To order, add color suffix to model number.
Example: **MRF2-6ANS-120- WH**

colors & finishes key

- available in gloss finish
- available in satin finish
- available in all gloss and satin finishes


plug-in lamp dimmer



- for use with table and floor lamps only
- requires no wiring or tools
- available in white (WH), or black (BL)

incandescent/halogen

single pole 300W

MRF2-3LD- 

remote control accessories



- available in white (WH) or black (BL)

remote control table stand

for use with remote control

L-PED1- 

Pico™ wireless control



- recalls preset light levels for up to 10 dimmers plus off and fine tuning of light levels
- “On”, “Adjust”, and “Off” functions from a range of up to 100 ft
- battery included
- white/gray (WG) product shown

wireless controller


MRF2-3BRL-L- 


See page 53 for available colors.

To order, add color suffix to model number.

Example: **MRF2-3LD- WH**

colors & finishes key

 available in gloss finish

 available in satin finish

 available in all gloss and satin finishes

occupancy sensor & dimmer

NEW



- dimmer** (top)
- tap on to favorite light level; tap off
 - tap twice for full on
 - touch rocker to adjust light level
- sensor** (bottom)
- turns lights off to save energy when no one is in the room
 - turns lights on as you enter the room
 - 180° field of view motion sensor

incandescent/halogen†

single pole/multi-location 600W **MS-OP600M-**

† available in white, ivory, almond, and light almond

vacancy sensor & dimmer

NEW



- dimmer** (top)
- tap on to favorite light level; tap off
 - tap twice for full on
 - touch rocker to adjust light level
- sensor** (bottom)
- turns lights off to save energy when no one is in the room
 - meets California's Title 24 standards
 - 180° field of view motion sensor

incandescent/halogen†

single pole/multi-location 600W **MS-VP600M-**

† available in white, ivory, almond, and light almond

occupancy sensor & switch

NEW



- switch** (top)
- tap switch on/off
- sensor** (bottom)
- turns lights off to save energy when no one is in the room
 - turns lights on as you enter the room
 - 180° field of view motion sensor

incandescent/halogen, magnetic low-voltage, electronic low-voltage, non-dim fluorescent ballasts, non-dim LED drivers*

single pole/multi-location 5A **MS-OPS5AM-**

* requires neutral wire connection

vacancy sensor & switch

NEW



- switch** (top)
- tap switch on/off
- sensor** (bottom)
- turns lights off to save energy when no one is in the room
 - meets California's Title 24 standards
 - 180° field of view motion sensor

incandescent/halogen, magnetic low-voltage, electronic low-voltage, non-dim fluorescent ballasts, non-dim LED drivers*

single pole/multi-location 5A **MS-VPS5AM-**




* requires neutral wire connection

See page 53 for available colors.

To order, add color suffix to model number.

Example: **MS-OP600M- WH**

colors & finishes key

-  available in gloss finish
-  available in satin finish
-  available in all gloss and satin finishes