







switches









- paddle turns on/off
- use with any 15A load
- general purpose switching of all sources and motor loads
- no derating if ganged

general purpose switches (120/277 V)




single pole	15 A	CA-1PSH-	
		SC-1PS-	
3-way	15 A	CA-3PSH-	
		SC-3PS-	
4-way	15 A	CA-4PSH-	
		SC-4PS-	

general purpose switch with locator light

(120 V only)

single pole	15 A	CA-1PSNL-	
		SC-1PSNL-	
3-way	15 A	CA-3PSNL-	
		SC-3PSNL-	
4-way	15 A	CA-4PSNL-	
		SC-4PSNL-	

colors & finishes key

-  available in gloss finish
-  available in satin finish
-  available in all gloss and satin finishes



See page 85 for available colors.
To order, add color suffix to model number.
Example: **CA-1PSH- WH**

telephone and cable jacks



- 6-conductor telephone jack, RJ11
- F-style, 75-Ohm coaxial cable



single telephone jacks

CA-PJH-	
SC-PJ-	

single cable jacks

CA-CJH-	
SC-CJ-	

receptacles and GFCI receptacles

- press test button to confirm LED indicator status
- press reset button to reset GFCI after circuit interruption



tamper resistant receptacles

15 A, 125 V	CARS-15-TR-	
	SCRS-15-TR-	
20 A, 125 V	SCRS-20-TR-	

tamper resistant GFCI receptacles

15 A, 125 V	CAR-15-GFTR-		
	GFCI	SCR-15-GFTR-	
20 A, 125 V	GFCI	SCR-20-GFTR-	



Shown actual size: Satin Colors® GFCI receptacle with LED status indicator light, and 1-gang wallplate in greenbriar (GB)

claro®

**SATIN
COLORS**

product family features

- full line of wiring devices in designer style opening
- wallplates feature clean appearance with no visible hardware
- coordinating Claro® and Satin Colors® wallplates available separately (including stainless steel) for Lutron® dimmers, switches, and systems

available colors (see pages 12-13 for color swatches)

colors (gloss finish)

- | | |
|------------------------|-----------------|
| WH white | GR gray |
| IV ivory | BR brown |
| AL almond | BL black |
| LA light almond | |

colors (metal finish)

- SS** stainless steel (wallplates only)

colors (satin finish)

- | | |
|-----------------------|------------------------|
| HT hot | ES eggshell |
| MR merlot | BI biscuit |
| PL plum | GS goldstone |
| TQ turquoise | DS desert stone |
| TC terracotta | ST stone |
| GB greenbriar | LS limestone |
| BG bluestone | SW snow |
| MS mocha stone | PD palladium |
| SG sea glass | MN midnight |
| TP taupe | SI sienna |

colors & finishes key

- available in gloss finish
- available in satin finish
- available in all gloss and satin finishes

Multiple devices with line and low-voltage can be mounted behind a common wallplate using a standard barrier backbox (see Application Note #213) at www.lutron.com/applicationnotes

CAD file downloads available at www.lutron.com/cad

Questions on installation or selection?
Call Lutron® 24 hours/7 days a week at
1.800.523.9466 or visit www.lutron.com