

# Wallplates

Leviton offers a comprehensive selection of wallplates that are designed to achieve these basic functions: enhance residential home decor, blend into commercial settings and protect industrial applications. Leviton's varied array of wallplates includes such lines as screwless Decora Plus; Decora designer style; high abuse nylon; standard sizes in plastic, brass, chrome and aluminum; two grades of stainless steel; three categories of larger size wallplates in plastic or metal; and custom wallplate configurations. In addition, Leviton offers a variety of self-closing weather-resistant covers that are corrosion-, water-, and impact-resistant.

## HIGH PERFORMANCE WALLPLATES

Features & Benefits	G1
Decora Plus	G2
Decora Designer Style	G3-G4
Decora Canadian 347V (Midway Size)	G5
Decora Oversized	G5
High-Performance Nylon	G6-G12
Commercial Grade	G6-G9
Hot-Stamped Nylon	G9-G10
Midway Size	G1-G12
Metal Wallplates	G13-G26
Toggle Switch	G13-G14
Duplex Receptacle	G15
Single Receptacle	G16
Telephone or Cable Outlet	
Box Mount	G17
Strap Mount	G18
Blank Plate Box Mount	G18-G19
Blank Plate Strap Mount	G19-G20
Power Outlet Receptacle	
One-Gang	G12, G20
Two-Gang	G20
Locking Receptacle	
One-Gang	G20
Two-Gang with Centered Opening	G21
Louvre Plates	G21-G22
Toggle Switch and Single Receptacle	G22
Toggle Switch and Duplex Receptacle	G22
Toggle Switch and Decora/GFCI	G23
Toggle Switch and Blank, Box Mount and Strap Mount	G23

Standard Combination Two-Gang	G24
Standard Combination Three-Gang	G25
Standard Combination Four-Gang	G25
Sectional for Multi-Gang Installations	G25
Horizontal Split-Plate for Terminated Cable	G25
Engraved	G26
Voice/Data/CATV	G27
Larger-Size Wallplates	G28-G34
Midway	G28-G30
Oversized	G31-G34
Weather-Resistant Covers	G35-G38
Raintight While-In-Use	G35
Industrial Grade	G36
Die-cast Zinc	G37
Thermoplastic	G38
Blank Box-Mount with Gasket	G38
Wallplate Accessories	G39
Wallplate Screws	G39
Mounting Screws	G39
Pilot Light Jewels	G39
Tamper-Resistant Spanner-Head Screws	G39
Plastic Adapters	G39
GFCI/Decora Wallbox Extender	G39
Special Wallplates	G39
Custom Wallplates	G40-G43
How to Fill Out Custom Order Form	G40-G42
Custom Order Form	G43

SECTION G



# Commercial Grade



# High Performance Wallplates

## Features and Benefits of All Leviton Wallplates

- UL Listed
- Noncombustible
- Easy to clean
- Conform to NEMA and ANSI Standards
- CSA Certified
- Includes metal mounting screws that match plate color
- All screws individually wrapped together in an envelope to protect plate from scratches
- For industrial, commercial and residential use
- Available in single-gang to multi-gang varieties



## A Diverse Selection of Wallplates to Meet a Variety of Needs

### Decora Plus



Contemporary architectural styling, snap-on design, combined with impact-resistant thermoplastic, enhances fine decor.  
**Cat. No. 80301-W**

### Decora Style



Sleek and smooth with rounded edges, they're available in a wide variety of colors and materials. Fits all GFCI receptacles and Decora devices.  
**Cat. No. 80401-I**

### High Abuse Nylon



Smooth face resists dust accumulation and stands up to cleaning solutions.  
**Cat. No. 80701-R**

### Standard Size Plastic



Developed to meet the needs of individual room/office decor.  
**Cat. No. 88003**

### Standard Size Chrome, Aluminum & Brass



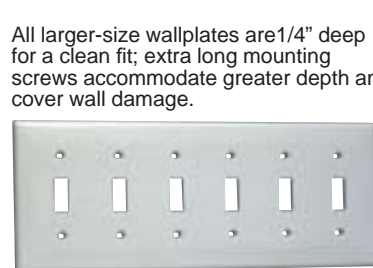
Built to withstand abuse in virtually any room/office/industry.  
**Cat. No. 83401**

### Stainless Steel



Durable metal construction withstands abuse.  
**Cat. No. 84401-40**

### Midway and Jumbo



All larger-size wallplates are 1/4" deep for a clean fit; extra long mounting screws accommodate greater depth and cover wall damage.  
**Cat. No. PJ264-I**

### Louvre




Combined with box-mounted lampholders, Louvre wallplates provide soft illumination for hallways, stairways, theater aisles and pathways.  
**Cat. No. 86080-I**

## Commercial Grade







### Decora Plus Wallplates Enhance Interiors in These Ways:

- Sleek, smooth contemporary architectural styling enhances fine decor
- Screwless, thermoplastic snap-on design for easy placement
- Decora-compatible two piece kit allows easy retrofit to any Decora installation
- Clear plates available for use with wallpaper to enhance decor
- UL Listed
- CSA Certified
- Meets NEMA Standards WD-1, WD-6
- Backed by a Limited 10-Year Warranty



### Standard Size

#### Decora Plus Screwless Snap-On Wallplates

DESCRIPTION	MAHOGANY	IVORY	WHITE	ALMOND	GRAY	EBONY/BLACK
 <b>1-GANG</b>	80301	80301-I	80301-W	80301-A	80301-GY	80301-E
 <b>2-GANG</b>	80309	80309-I	80309-W	80309-A	80309-GY	80309-E
 <b>3-GANG</b>	80311	80311-I	80311-W	80311-A	80311-GY	80311-E
 <b>4-GANG</b>	80312	80312-I	80312-W	80312-A	80312-GY	80312-E
 <b>5-GANG</b>	—	80321-I	80321-W	80321-A	—	—
 <b>6-GANG</b>	—	80326-I	80326-W	80326-A	—	—

\*Consult factory for availability.  
All devices are UL Listed and CSA Certified.

For more information regarding matching wallplates, colors, materials, single and multi-gang, refer to Decora Devices, Section A, and Decora Home Controls, Section B.



## Commercial Grade

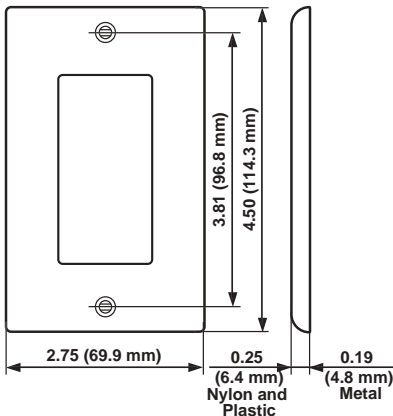
# Designer Style Wallplates

### Decora Wallplates Enhance Every Interior

- Accent any wall covering with a wide selection of colors and materials
- Resist dust accumulation with Decora's smooth face and rounded edges
- Individual plastic wrapping to protect the surface
- Includes metal mounting screws that match plate color
- UL Listed
- CSA Certified
- Meets NEMA Standards WD-1, WD-6
- Backed by a Limited 10-Year Warranty



### Single-Gang Standard Size Decora Wallplates



### Standard Size

#### Decora Commercial Grade Nylon Wallplates

DESCRIPTION	COLOR	CAT. NO.	IND. NO.	
1-GANG 1-Decora	IVORY	80401-NI	N26-I	
	BLACK	80401-NE	—	
	GRAY	80401-NGY	N26-GRY	
	RED	80401-NR	N26-RED	
	WHITE	80401-NW	N26-W	
	BROWN	80401-N	N26	
	BLUE	80401-NB	N26-BU	
	ALMOND	80401-NA	N26-A	
	2-GANG 2-Decora	IVORY	80409-NI	N262-I
		BLACK	80409-NE	—
GRAY		80409-NGY	N262-GRY	
RED		80409-NR	N262-RED	
WHITE		80409-NW	N262-W	
BROWN		80409-N	N262	
ALMOND		80409-NA	N262-A	
3-GANG 3-Decora	IVORY	80411-NI	N263-I	
	GRAY	80411-NGY	N263-GRY	
	WHITE	80411-NW	N263-W	
	BROWN	80411-N	N263	
	ALMOND	80411-NA	N263-A	
4-GANG 4-Decora	IVORY	80412-NI	N264-I	
	WHITE	80412-NW	N264-W	
	BROWN	80412-N	N264	
	ALMOND	80412-NA	N264-A	
5-GANG 5-Decora	IVORY	80423-NI	N265-I	
	WHITE	80423-NW	N265-W	
	ALMOND	80423-NA	N265-A	
6-GANG 6-Decora	IVORY	80436-NI	N266-I	
	WHITE	80436-NW	N266-W	
	ALMOND	80436-NA	N266-A	

For more information regarding matching wallplates, colors, materials, single and multi-gang, refer to Decora Devices, Section A, and Decora Home Controls, Section B.



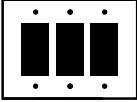
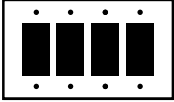
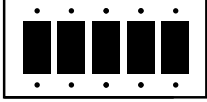

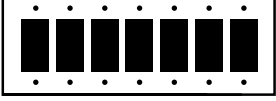

\*Consult the end of this Wallplates section for ordering details: allow 3–4 weeks for delivery. All devices are UL Listed and CSA Certified.

**Standard Size**

*Decora Plastic and Metal Wallplates*

**Residential Grade**

**Commercial Grade**

DESCRIPTION	COLOR	CAT. NO.	IND. NO.	METAL	CAT. NO.	IND. NO.
<b>1-GANG 1-Decora</b> 	IVORY	80401-I	P26-I	CHROME	*	---
	BLACK	80401-E	P26-BK	ALUM	83401	A26
	GRAY	80401-GY	P26-GRY	BRASS	81401	B26
	WHITE	80401-W	P26-W	POLISHED BRASS	81401-PB	---
	BROWN	80401	P26	430 S/S	*	---
	ALMOND	80401-A	P26-A	302 S/S	84401-40	S26-N
<b>2-GANG 2-Decora</b> 	IVORY	80409-I	P262-I	CHROME	*	---
	BLACK	80409-E	P262-BK	ALUM	83409	A262
	GRAY	80409-GY	P262-GRY	BRASS	81409	B262
	WHITE	80409-W	P262-W	POLISHED BRASS	81409-PB	---
	BROWN	80409	P262	430 S/S	*	---
	ALMOND	80409-A	P262-A	302 S/S	84409-40	S262-N
<b>3-GANG 3-Decora</b> 	IVORY	80411-I	P263-I	CHROME	*	---
	BLACK	80411-E	P263-BK	ALUM	83411	A263
	GRAY	80411-GY	P263-GRY	BRASS	81411	B263
	WHITE	80411-W	P263-W	POLISHED BRASS	81411-PB	---
	BROWN	80411	P263	430 S/S	*	---
	ALMOND	80411-A	P263-A	302 S/S	84411-40	S263-N
<b>4-GANG 4-Decora</b> 	IVORY	80412-I	P264-I	CHROME	*	---
	BLACK	80412-E	P264-BK	BRASS	81412	B264
	GRAY	80412-GY	P264-GRY	430 S/S	*	---
	WHITE	80412-W	P264-W	302 S/S	84412-40	S264-N
	BROWN	80412	P264	---	---	---
	ALMOND	80412-A	P264-A	---	---	---
<b>5-GANG 5-Decora</b> 	IVORY	80423-I	P265-I	BRASS	81423	B265
	BLACK	80423-E	P265-BK	430 S/S	*	---
	GRAY	80423-GY	P265-GRY	302 S/S	84423-40	S265-N
	WHITE	80423-W	P265-W	---	---	---
	BROWN	80423	P265	---	---	---
	ALMOND	80423-A	P265-A	---	---	---
<b>6-GANG 6-Decora</b> 	IVORY	80436-I	P266-I	BRASS	*	B266
	BLACK	80436-E	P266-BK	430 S/S	*	---
	GRAY	80436-GY	P266-GRY	302 S/S	84436-40	S266-N
	WHITE	80436-W	P266-W	---	---	---
	BROWN	80436	P266	---	---	---
	ALMOND	80436-A	P266-A	---	---	---
<b>7-GANG 7-Decora</b> 	IVORY	80407-I†	S607-I	BRASS	*	B607
	WHITE	80407-W†	S607-W	430 S/S	*	---
<b>8-GANG 8-Decora</b> 	IVORY	80408-I†	S609-I	BRASS	*	B609
	WHITE	80408-W†	S609-W	430 S/S	*	---
				302 S/S	*	S609-N

\*Consult the end of this Wallplates section for ordering details: allow 3-4 weeks for delivery.


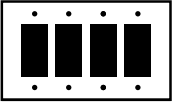
†Painted metal wallplate.

All devices are UL Listed and CSA Certified.

For more information regarding matching wallplates, colors, materials, single and multi-gang, refer to Decora Devices, Section A, and Decora Home Controls, Section B.

**Midway Size**



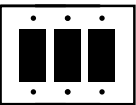
*Decora Style Nylon Wallplates for Canadian 347V Decora Devices*

DESCRIPTION	BLACK	IVORY	WHITE	GRAY
1-GANG 	80401-CNE	80401-CNI	80401-CNW	80401-CNG
2-GANG 	80409-CNE	80409-CNI	80409-CNW	80409-CNG
3-GANG 	80411-CNE	80411-CNI	80411-CNW	80411-CNG
4-GANG 	80412-98E	80412-CNI	80412-CNW	80412-CNG

NOTE: Canadian 347V Decora wallplates fit "Commander Type" boxes.  
Decora GFCI fits all Decora style devices and GFCI receptacles

**Oversized**

*Decora Style Wallplates*

DESCRIPTION	COLOR	CAT. NO.	IND. NO.	METAL	CAT. NO.	IND. NO.
1-GANG 1-Decora 	—	—	—	430 S/S 302 S/S	* SO26	— SO26-N
2-GANG 2-Decora 	—	—	—	430 S/S 302 S/S	* SO262	— SO262
3-GANG 3-Decora 	—	—	—	430 S/S 302 S/S	* SO263	— SO263

\*Consult the end of this Wallplates section for ordering details: allow 3–4 weeks for delivery.  
All devices are UL Listed and CSA Certified.

For more information regarding matching wallplates, colors, materials, single and multi-gang, refer to Decora Devices, Section A.






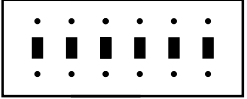
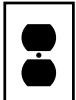
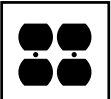


### Advantages of All Leviton Nylon Wallplates

- Molded nylon for maximum resistance to impact, abrasion, grease, oils, acids, moisture, fading and discoloration
- Resistant to mechanical stress associated with high abuse applications
- Includes metal mounting screws that match plate color
- Commercial grade devices backed by a Limited 10-Year Warranty

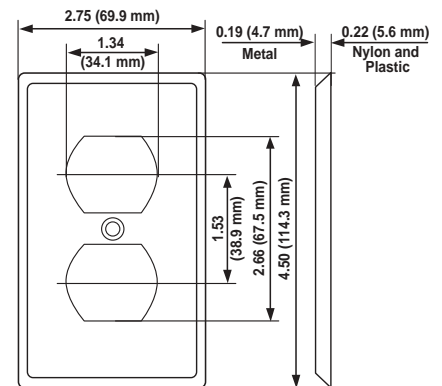
## Standard Size

### Commercial Grade Nylon Wallplates

DESCRIPTION	COLOR	CAT. NO.	IND. NO.
<b>1-GANG 1-Toggle</b> 	IVORY	80701-I	N1-I
	BLACK	80701-E	N1-BK
	GRAY	80701-GY	N1-GRY
	RED	80701-R	N1-RED
	WHITE	80701-W	N1-W
	BROWN ALMOND	80701 80701-A	N1 N1-A
<b>2-GANG 2-Toggles</b> 	IVORY	80709-I	N2-I
	BLACK	80709-E	N2-BK
	GRAY	80709-GY	N2-GRY
	RED	80709-R	N2-RED
	WHITE	80709-W	N2-W
	BROWN ALMOND	80709 80709-A	N2 N2-A
<b>3-GANG 3-Toggles</b> 	IVORY	80711-I	N3-I
	BLACK	80711-E	N3-BK
	GRAY	80711-GY	N3-GRY
	RED	80711-R	N3-RED
	WHITE	80711-W	N3-W
	BROWN ALMOND	80711 80711-A	N3 N3-A
<b>4-GANG 4-Toggles</b> 	IVORY	80712-I	N4-I
	GRAY	80712-GY	N4-GRY
	RED	80712-R	N4-RED
	WHITE	80712-W	N4-W
	ALMOND	80712-A	N4-A
<b>5-GANG 5-Toggles</b> 	IVORY	80723-I	N5-I
	WHITE	80723-W	N5-W
	ALMOND	80723-A	N5-A
<b>6-GANG 6-Toggles</b> 	IVORY	80736-I	N6-I
	WHITE	80736-W	N6-W
<b>1-GANG 1-Duplex</b> 	IVORY	80703-I	N8-I
	BLACK	80703-E	N8-BK
	GRAY	80703-GY	N8-GRY
	RED	80703-R	N8-RED
	WHITE	80703-W	N8-W
	BROWN	80703	N8
	ORANGE	80703-ORG	N8-ORG
	BLUE	80703-BU	N8-BU
	ALMOND	80703-A	N8-A
	<b>2-GANG 2-Duplex</b> 	IVORY	80716-I
BLACK		80716-E	N82-BK
GRAY		80716-GY	N82-GRY
RED		80716-R	N82-RED
WHITE		80716-W	N82-W
BROWN		80716	N82
ORANGE		80716-ORG	N82-ORG
BLUE		80716-BU	N82-BU
ALMOND		80716-A	N82-A

All devices are UL Listed and CSA Certified.

### Single-Gang Standard Size Duplex Wallplates



For more information regarding matching wallplates, colors, materials, single and multi-gang, refer to Decora Devices, Section A, and Decora Home Controls, Section B.



## High Performance Nylon Wallplates



### Advantages of All Leviton Nylon Wallplates

- Molded nylon for maximum resistance to impact, abrasion, grease, oils, acids, moisture, fading and discoloration
- Resistant to mechanical stress associated with high abuse applications
- Includes metal mounting screws that match plate color
- Commercial grade devices backed by a Limited 10-Year Warranty

### Standard Size

#### Commercial Grade Nylon Wallplates

DESCRIPTION	COLOR	CAT. NO.	IND. NO.
1-GANG 1-Single 1.406" Hole	IVORY	80704-I	N7-I
	BLACK	80704-E	N7-BK
	GRAY	80704-GY	N7-GRY
	RED	80704-R	N7-RED
	WHITE	80704-W	N7-W
	BROWN	80704	N7
	ORANGE	80704-ORG	N7-ORG
1-GANG 1-Decora	ALMOND	80704-A	N7-A
	IVORY	80401-NI	N26-I
	BLACK	80401-NE	
	GRAY	80401-NGY	N26-GRY
	RED	80401-NR	N26-RED
	WHITE	80401-NW	N26-W
	BROWN	80401-N	N26
2-GANG 2-Decora	BLUE	80401-NB	N26-BU
	ALMOND	80401-NA	N26-A
	IVORY	80409-NI	N262-I
	BLACK	80409-NE	
	GRAY	80409-NGY	N262-GRY
	RED	80409-NR	N262-RED
	WHITE	80409-NW	N262-W
3-GANG 3-Decora	BROWN	80409-N	N262
	BLUE	80409-NB	N262-BU
	ALMOND	80409-A	N262-A
	IVORY	80411-NI	N263-I
	GRAY	80411-NGY	N263-GRY
	WHITE	80411-NW	N263-W
	ALMOND	80411-NA	
4-GANG 4-Decora	IVORY	80412-NI	N264-I
	WHITE	80412-NW	N264-W
	ALMOND	80412-NA	N264-A
	IVORY	80718-I	N12-I
1-GANG Phone/Cable .406" Hole, Strap Mount	BLACK	80718-E	N12-BK
	GRAY	80718-GY	N12-GRY
	WHITE	80718-W	N12-W
	BROWN	80718	N12
	IVORY	80714-I	N13-I
1-GANG 1-Blank, Box Mount	BLACK	80714-E	N13-BK
	GRAY	80714-GY	N13-GRY
	RED	80714-R	N13-R
	WHITE	80714-W	N13-W
	BROWN	80714	N13
	ALMOND	80714-A	N13-A
	IVORY	80725-I	N24-I
2-GANG 2-Blanks, Box Mount	BLACK	80725-E	N24-BK
	GRAY	80725-GY	N24-GRY
	WHITE	80725-W	N24-W
	BROWN	80725	N24
	ALMOND	80725-A	N24-A
1-GANG 20 & 30 Amp Locking Receptacle 1.60" dia. Hole	IVORY	80720-I	N726-I
	BLACK	80720-E	N726-BK
	GRAY	80720-GY	N726-GRY
	RED	80720-R	N726-R
	WHITE	80720-W	N726-W
	BROWN	80720	N726
1-GANG MIDWAY 30 & 50 Amp Power Receptacle 2.15" dia. Hole	IVORY	80728-I	N724-I
	BLACK	80728-E	N724-BK
	GRAY	80728-GY	N724-GRY
	WHITE	80728-W	N724-W
	BROWN	80728	N724
2-GANG 30 & 50 Amp Power Receptacle 2.15" dia. Hole	IVORY	80726-I	N703-I
	WHITE	80726-W	N703-W
	BROWN	80726	N703

For more information regarding matching wallplates, colors, materials, single and multi-gang, refer to Decora Devices, Section A, and Decora Home Controls, Section B.

All devices are UL Listed and CSA Certified.





## Standard Size

### Commercial Grade Nylon Wallplates

DESCRIPTION	COLOR	CAT. NO.	IND. NO.
<b>2-GANG</b> 1-Toggle 1-Duplex	IVORY	80705-I	N18-I
	BLACK	80705-E	N18-BK
	GRAY	80705-GY	N18-GRY
	RED	80705-R	N18-RED
	WHITE	80705-W	N18-W
	BROWN	80705	N18
	ALMOND	80705-A	N18-A
<b>3-GANG</b> 2-Toggles 1-Duplex	IVORY	80721-I	N28-I
	BLACK	80721-E	N28-BK
	WHITE	80721-W	N28-W
<b>2-GANG</b> 1-Blank, Box Mount, 1-Duplex	IVORY	N138-I	N138-I
	WHITE	N138-W	N138-W
<b>2-GANG</b> 1-Toggle 1-Blank	IVORY	80706-I	_____
	BLACK	80706-E	_____
	GRAY	80706-GY	_____
	RED	80706-R	_____
	WHITE	80706-W	_____
	BROWN	80706	_____
	ALMOND	80706-A	_____
<b>2-GANG</b> 1-Toggle 1-Decora	IVORY	80707-I	_____
	BLACK	80707-E	_____
	GRAY	80707-GY	_____
	RED	80707-R	_____
	WHITE	80707-W	_____
	BROWN	80707	_____
	ALMOND	80707-A	_____
<b>2-GANG</b> 1-Blank 1-Decora	IVORY	80708-I	_____
	BLACK	80708-E	_____
	GRAY	80708-GY	_____
	RED	80708-R	_____
	WHITE	80708-W	_____
	BROWN	80708	_____
	ALMOND	80708-A	_____
<b>1-GANG</b> 1-Blank Strap Mount	IVORY	80719-I	_____
	BLACK	80719-E	_____
	GRAY	80719-GY	_____
	RED	80719-R	_____
	WHITE	80719-W	_____
	BROWN	80719	_____
<b>3-GANG</b> 3-Duplex	IVORY	80730-I	_____
	BLACK	80730-E	_____
	GRAY	80730-GY	_____
	RED	80730-R	_____
	WHITE	80730-W	_____
	BROWN	80730	_____
	ALMOND	80730-A	_____
<b>3-GANG</b> 1-Toggle 2-Decora	IVORY	80731-I	_____
	WHITE	80731-W	_____
	BLACK	80731-E	_____
	GRAY	80731-GY	_____
<b>4-GANG</b> 3-Toggle 1-Decora	IVORY	80732-I	_____
	WHITE	80732-W	_____
<b>2-GANG</b> 2-Blank Strap Mount	IVORY	80734-I	_____
	BLACK	80734-E	_____
	RED	80734-R	_____
	WHITE	80734-W	_____
	BROWN	80734	_____

See page G26 for Engraved Metal Wallplates.  
 All devices are UL Listed and CSA Certified.

For more information regarding matching wallplates, colors, materials, single and multi-gang, refer to Decora Devices, Section A, and Decora Home Controls, Section B.



# High Performance Nylon Wallplates



## Standard Size

### Commercial Grade Nylon Wallplates

DESCRIPTION		COLOR	CAT. NO.	IND. NO.
3-GANG 3-Blank Box Mount		IVORY	80735-I	_____
		BLACK	80735-E	_____
		GRAY	80735-GY	_____
		WHITE	80735-W	_____
		BROWN	80735	_____
		ALMOND	80735-A	_____
4-GANG 3-Toggle 1-Duplex		IVORY	80743-I	_____
		WHITE	80743-W	_____
3-GANG 2-Toggle 1-Decora		IVORY	80745-I	_____
		WHITE	80745-W	_____
		ALMOND	80745-A	_____
2-GANG 1-Duplex 1-Decora		IVORY	80746-I	_____
		BLACK	80746-E	_____
		GRAY	80746-GY	_____
		RED	80746-R	_____
		WHITE	80746-W	_____
		BROWN ALMOND	80746 80746-A	_____
3-GANG 1-Toggle 2-Duplex		IVORY WHITE	80747-I 80747-W	_____ _____

### Hot Stamped Nylon Wallplates



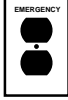
DESCRIPTION		COLOR	CAT. NO.	IND. NO.
1-GANG 1-Duplex Stamped "ISOLATED GROUND"		IVORY	80703-IGI	N8-IG
		ORANGE	80703-IG	N8-IG
		WHITE	80703-IGW	N8-IG
1-GANG 1.406" dia. Hole 1-Single Stamped "ISOLATED GROUND"		ORANGE	80704-IG	N7-IG

See page G26 for Engraved Metal Wallplates.  
All devices are UL Listed and CSA Certified.

For more information regarding matching wallplates, colors, materials, single and multi-gang, refer to Decora Devices, Section A, and Decora Home Controls, Section B.

## Standard Size



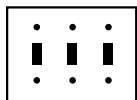
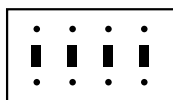
### Hot Stamped Nylon Wallplates

DESCRIPTION	COLOR	CAT. NO.	IND. NO.
<b>1-GANG 1-Decora</b> 	ORANGE stamped "ISOLATED GROUND"	80401-IG	N26-IG
	IVORY stamped "GFCI PROTECTED"	80401-GFI	_____
	WHITE stamped "GFCI PROTECTED"	80401-GFW	_____
	IVORY stamped "COMPUTER ONLY"	80401-COI	_____
	WHITE stamped "COMPUTER ONLY"	80401-COW	_____
<b>1-GANG 1-Toggle</b> 	RED stamped "EMERGENCY"	80701-RE	N1E-RED
<b>1-GANG 1-Duplex</b> 	RED stamped "EMERGENCY"	80703-RE	N8E-RED
	IVORY stamped "GFCI PROTECTED"	80703-GFI	_____
	WHITE stamped "GFCI PROTECTED"	80703-GFW	_____
	IVORY stamped "COMPUTER ONLY"	80703-COI	_____
	WHITE stamped "COMPUTER ONLY"	80703-COW	_____

See page G26 for Engraved Metal Wallplates.  
All devices are UL Listed and CSA Certified.

## Midway

### Midway Size Nylon Wallplates

DESCRIPTION	COLOR	CAT. NO.	IND. NO.
<b>1-GANG 1-Toggle</b> 	IVORY	PJ1-I	_____
	BLACK	PJ1-E	_____
	GRAY	PJ1-GY	_____
	WHITE	PJ1-W	_____
	BROWN	PJ1	_____
	ALMOND	PJ1-A	_____
<b>2-GANG 2-Toggle</b> 	IVORY	PJ2-I	_____
	BLACK	PJ2-E	_____
	GRAY	PJ2-GY	_____
	WHITE	PJ2-W	_____
	BROWN	PJ2	_____
	ALMOND	PJ2-A	_____
<b>3-GANG 3-Toggle</b> 	IVORY	PJ3-I	_____
	BLACK	PJ3-E	_____
	GRAY	PJ3-GY	_____
	WHITE	PJ3-W	_____
	BROWN	PJ3	_____
	ALMOND	PJ3-A	_____
<b>4-GANG 4-Toggle</b> 	IVORY	PJ4-I	_____
	BLACK	PJ4-E	_____
	WHITE	PJ4-W	_____
	ALMOND	PJ4-A	_____

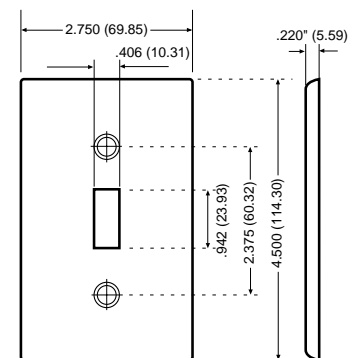
See page G26 for Engraved Metal Wallplates.  
All devices are UL Listed and CSA Certified.

For more information regarding matching wallplates, colors, materials, single and multi-gang, refer to Decora Devices, Section A, and Decora Home Controls, Section B.

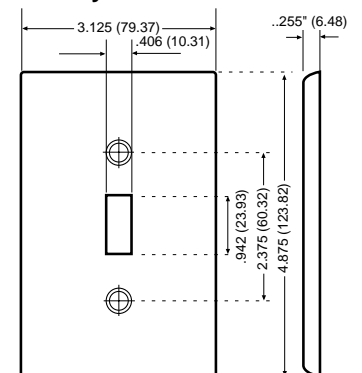
## Midway Wallplates

All Leviton Midway wallplates can be mounted onto larger volume outlet boxes and/or used to hide wall irregularities. All 1-Gang Midway wallplates are 4.875" H x 3.125" W. Midway wallplates are a full 0.375" higher and wider than standard wallplates.

### Standard Size



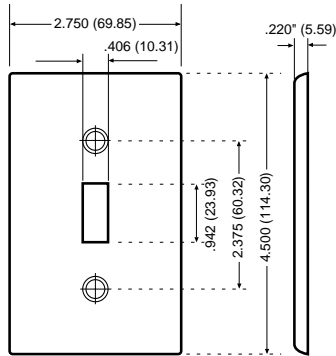
### Midway Size



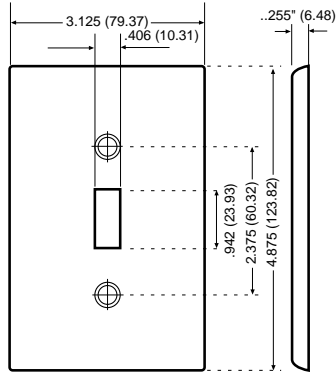
## Midway Wallplates

All Leviton Midway wallplates can be mounted onto larger volume outlet boxes and/or used to hide wall irregularities. All 1-Gang Midway wallplates are 4.875" H x 3.125" W. Midway wallplates are a full 0.375" higher and wider than standard wallplates.

### Standard Size



### Midway Size



## Midway

### Midway Size Nylon Wallplates

DESCRIPTION	COLOR	CAT. NO.	IND. NO.
1-GANG 1-Duplex	IVORY	PJ8-I	—
	BLACK	PJ8-E	—
	GRAY	PJ8-GY	—
	RED	PJ8-R	—
	WHITE	PJ8-W	—
	BROWN	PJ8	—
	ALMOND	PJ8-A	—
	BLUE	PJ8-BU	—
	ORANGE*	PJ8-IG	—
	RED**	PJ8-RE	—
2-GANG 2-Duplex	IVORY	PJ82-I	—
	BLACK	PJ82-E	—
	GRAY	PJ82-GY	—
	RED	PJ82-R	—
	WHITE	PJ82-W	—
	BROWN	PJ82	—
	ALMOND	PJ82-A	—
	RED**	PJ82-RE	—
1-GANG 1-Decora	IVORY	PJ26-I	—
	BLACK	PJ26-E	—
	GRAY	PJ26-GY	—
	WHITE	PJ26-W	—
	BROWN	PJ26	—
	ALMOND	PJ26-A	—
2-GANG 2-Decora	IVORY	PJ262-I	—
	BLACK	PJ262-E	—
	GRAY	PJ262-GY	—
	RED	PJ262-R	—
	WHITE	PJ262-W	—
	BROWN	PJ262	—
	ALMOND	PJ262-A	—
	3-GANG 3-Decora	IVORY	PJ263-I
WHITE		PJ263-W	—
ALMOND		PJ263-A	—
GRAY		PJ263-GY	—
4-GANG 4-Decora	IVORY	PJ264-I	—
	GRAY	PJ264-GY	—
	WHITE	PJ264-W	—
	ALMOND	PJ264-A	—
1-GANG 1-Single Receptacle 1.406" dia. Hole	IVORY	PJ7-I	—
	RED	PJ7-R	—
	WHITE	PJ7-W	—
	BROWN	PJ7	—
	ALMOND	PJ7-A	—

\*Isolated Ground

\*\*Emergency

See page G26 for Engraved Metal Wallplates.

All devices are UL Listed and CSA Certified.

For more information regarding matching wallplates, colors, materials, single and multi-gang, refer to Decora Devices, Section A, and Decora Home Controls, Section B.

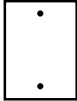

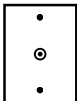

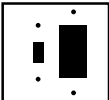






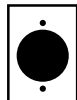
# High Performance Nylon Wallplates

## Midway

### Midway Size Nylon Wallplates

DESCRIPTION	COLOR	CAT. NO.	IND. NO.
<b>1-GANG</b> <b>1-Blank Box Mount</b> 	IVORY	PJ13-I	—
	BLACK	PJ13-E	—
	GRAY	PJ13-GY	—
	RED	PJ13-R	—
	WHITE	PJ13-W	—
	BROWN	PJ13	—
ALMOND	PJ13-A	—	
<b>2-GANG</b> <b>2-Blank Box Mount</b> 	IVORY	PJ23-I	—
	GRAY	PJ23-GY	—
	WHITE	PJ23-W	—
	ALMOND	PJ23-A	—
<b>1-GANG</b> <b>1-Telephone .406" dia. Hole, Box Mount</b> 	IVORY	PJ11-I	—
	BLACK	PJ11-E	—
	GRAY	PJ11-GY	—
	WHITE	PJ11-W	—
	ALMOND	PJ11-A	—
<b>2-GANG</b> <b>1-Toggle, 1-Duplex</b> 	IVORY	PJ18-I	—
	BLACK	PJ18-E	—
	GRAY	PJ18-GY	—
	WHITE	PJ18-W	—
	ALMOND	PJ18-A	—
<b>2-GANG</b> <b>1-Toggle 1-Decora</b> 	IVORY	PJ126-I	—
	WHITE	PJ126-W	—
	BROWN	PJ126	—
	ALMOND	PJ126-A	—
<b>3-GANG</b> <b>2-Toggle 1-Decora</b> 	IVORY	PJ226-I	—
	WHITE	PJ226-W	—
	BROWN	PJ226	—
	ALMOND	PJ226-A	—
<b>2-GANG</b> <b>1-Decora 1-Duplex</b> 	IVORY	PJ826-I	SPJ826-I
	WHITE	PJ826-W	SPJ826-W
	BROWN	PJ826	—
	ALMOND	PJ826-A	—

### Midway Size Nylon Wallplates — Power Receptacle

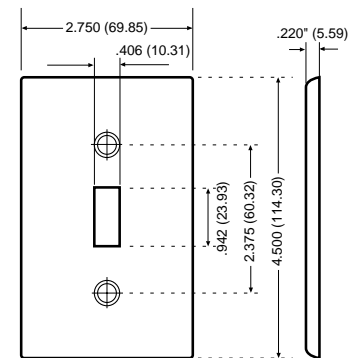
<b>1-GANG</b> <b>2.465" dia. Hole, Power Receptacle</b> <b>30 &amp; 50 Amp</b> 	IVORY	80532-I	—
	WHITE	80532-W	—
	BLACK	80532-E	—

See page G26 for Engraved Metal Wallplates.  
All devices are UL Listed and CSA Certified.

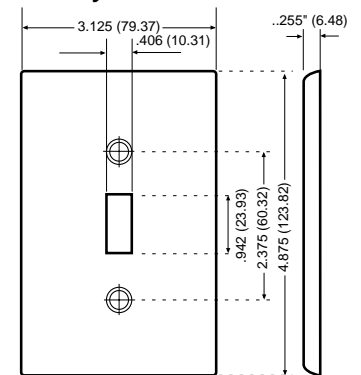
### Midway Wallplates

All Leviton Midway wallplates can be mounted onto larger volume outlet boxes and/or used to hide wall irregularities. All 1-Gang Midway wallplates are 4.875" H x 3.125" W. Midway wallplates are a full 0.375" higher and wider than standard wallplates.

#### Standard Size



#### Midway Size



For more information regarding matching wallplates, colors, materials, single and multi-gang, refer to Decora Devices, Section A, and Decora Home Controls, Section B.

# Standard Size Plastic and Metal Wallplates



## Features and Benefits of All Leviton Plastic Wallplates

- Molded of urea or phenolic
- Photoelectrically color-matched to Leviton devices
- Designed for high dielectric strength and arc resistance
- Meet or surpass UL 514 testing requirements
- Resistant to fading, discoloration, grease, oils, organic solvents and moisture scratches
- Includes metal mounting screws that match plate color

## Advantages of All Leviton Satin-Finish Metal Wallplates

- Round on edges to prevent injury and wall damage
- Resistant to corrosive effects of sunlight and moisture
- Deluxe stainless steel is non-magnetic Type 302, .032" thick
- Standard Stainless Steel is Type 430, .032" thick
- Brass is 70/30 alloy 260, .042" thick
- Aluminum is 3004 alloy, .040" thick
- Includes metal mounting screws that match plate color



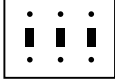


## Standard Size

### Toggle Switch

### Residential Grade

### Commercial Grade

DESCRIPTION	COLOR	CAT. NO.	IND. NO.	METAL	CAT. NO.	IND. NO.
1-GANG 1-Toggle 	IVORY	86001	P1-I	CHROME	1901	C1
	GRAY	87001	P1-GY	ALUM	83001	A1
	WHITE	88001	P1-W	BRASS	81001	B1
	BROWN	85001	P1	POLISHED BRASS	81001-PB	—
	ALMOND	82001	P1-A	430 S/S	84001	S1
2-GANG 2-Toggles 	IVORY	86009	P2-I	CHROME	1909	—
	GRAY	87009	P2-GY	ALUM	83009	A2
	WHITE	88009	P2-W	BRASS	81009	B2
	BROWN	85009	P2	POLISHED BRASS	81009-PB	—
	ALMOND	82009	P2-A	430 S/S	84009	S2
3-GANG 3-Toggles 	IVORY	86011	P3-I	CHROME	*	—
	GRAY	87011	P3-GY	ALUM	83011	A3
	WHITE	88011	P3-W	BRASS	81011	B3
	BROWN	85011	P3	POLISHED BRASS	81011-PB	—
	ALMOND	82011	P3-A	430 S/S	84011	S3
				302 S/S	84011-40	S3-N








\*Consult the end of this Wallplates section for ordering details: allow 3–4 weeks for delivery. All devices are UL Listed and CSA Certified.

# Standard Size Plastic and Metal Wallplates



## Standard Size

### Toggle Switch

		Residential Grade		Commercial Grade		
DESCRIPTION	COLOR	CAT. NO.	IND. NO.	METAL	CAT. NO.	IND. NO.
 <b>4-GANG 4-Toggles</b>	IVORY	86012	P4-I	CHROME	*	—
	GRAY	87012	P4-GY	ALUM	83012	A4
	WHITE	88012	P4-W	BRASS	81012	B4
	BROWN	85012	P4	POLISHED BRASS	81012-PB	—
	ALMOND	82012	P4-A	430 S/S	84012	S4
				302 S/S	84012-40	S4-N
 <b>5-GANG 5-Toggles</b>	IVORY	86023	P5-1	CHROME	*	—
	WHITE	88023	P5-W	ALUM	*	A5
	BROWN	85023	P5	BRASS	81023	B5
	ALMOND	82023	P5-A	POLISHED BRASS	81023-PB	—
				430 S/S	*	S5
				302 S/S	84023-40	S5-N
 <b>6-GANG 6-Toggles</b>	IVORY	86036	P6-I	CHROME	*	—
	WHITE	88036	P6-W	ALUM	*	A6
	BROWN	85036	P6	BRASS	81036	B6
	ALMOND	82036	P6-A	430 S/S	*	S6
				302 S/S	84036-40	S6-N
 <b>7-GANG 7-Toggles</b>	IVORY	S601-I†	S601-I	CHROME	*	—
	WHITE	S601-W†	S601-W	BRASS	*	B601
				430 S/S	*	—
				302 S/S	84070-40	S601-N
 <b>8-GANG 8-Toggles</b>	IVORY	S602-I†	S602-I	CHROME	*	—
	WHITE	S602-W†	S602-W	BRASS	*	B602
				430 S/S	*	—
				302 S/S	84048-40	S602-N
 <b>9-GANG 9-Toggles</b>	IVORY	S603-I†	S603-I	CHROME	*	—
	WHITE	S603-W†	S603-W	BRASS	*	B603
				430 S/S	*	—
				302 S/S	84049-40	S603-N
 <b>10-GANG 10-Toggles</b>	IVORY	S604-I†	S604-I	CHROME	*	—
	WHITE	S604-W†	S604-W	BRASS	*	B604
				302 S/S	*	—
					84050-40	S604-N

\*Consult the end of this Wallplates section for ordering details: allow 3–4 weeks for delivery.

†Painted metal wallplate.

All devices are UL Listed and CSA Certified.

# Standard Size Plastic and Metal Wallplates

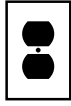
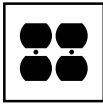
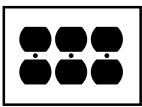
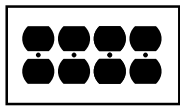
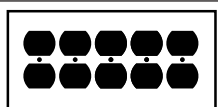
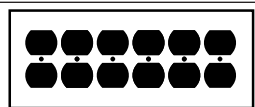
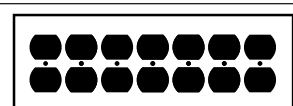
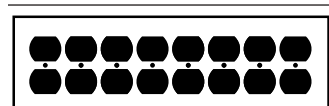


## Standard Size

### Duplex Receptacle

### Residential Grade

### Commercial Grade

DESCRIPTION	COLOR	CAT. NO.	IND. NO.	METAL	CAT. NO.	IND. NO.
 <b>1-GANG 1-Duplex</b>	IVORY	86003	P8-I	CHROME	1903	C8
	GRAY	87003	P8-GY	ALUM	83003	A8
	WHITE	88003	P8-W	BRASS	81003	B8
	BROWN	85003	P8	POLISHED BRASS	81003-PB	—
	ALMOND	82003	P8-A	430 S/S	84003	S8
				302 S/S	84003-40	S8-N
 <b>2-GANG 2-Duplex</b>	IVORY	86016	P82-I	CHROME	*	C82
	GRAY	87016	—	ALUM	83016	A82
	WHITE	88016	P82-W	BRASS	81016	B82
	BROWN	85016	P82	POLISHED BRASS	81016-PB	—
	ALMOND	82016	P82-A	430 S/S	84016	S82
				302 S/S	84016-40	S82-N
 <b>3-GANG 3-Duplex</b>	IVORY	86030	P83-I	CHROME	*	—
	GRAY	87030	—	ALUM	*	—
	WHITE	88030	P83-W	BRASS	*	—
	BROWN	85030	P83	430 S/S	*	S83
				302 S/S	84030-40	S83-N
 <b>4-GANG 4-Duplex</b>	IVORY	86041	P84-I	CHROME	*	—
	WHITE	88041	P84-W	ALUM	*	—
	BROWN	85041	P84	BRASS	*	—
				430 S/S	84041	S84
				302 S/S	*	S84-N
 <b>5-GANG 5-Duplex</b>	—	—	—	CHROME	*	—
				BRASS	*	B85
				302 S/S	84055-40	S85-N
 <b>6-GANG 6-Duplex</b>	—	—	—	CHROME	*	—
				BRASS	*	B86
				302 S/S	84056-40	S86-N
 <b>7-GANG 7-Duplex</b>	—	—	—	CHROME	*	—
				BRASS	*	B608
				430 S/S	*	S608
				302 S/S	*	—
 <b>8-GANG 8-Duplex</b>	—	—	—	CHROME	*	—
				BRASS	*	B6082
				430 S/S	*	S6082
				302 S/S	*	—

\*Consult the end of this Wallplates section for ordering details: allow 3–4 weeks for delivery.  
All devices are UL Listed and CSA Certified.









# Standard Size Plastic and Metal Wallplates



## Standard Size

Single Receptacle, 15 and 20 AMP  
Straight Blade and 15 AMP Locking

DESCRIPTION	COLOR	Residential Grade		Commercial Grade		
		CAT. NO.	IND. NO.	METAL	CAT. NO.	IND. NO.
<b>1-GANG</b> 1-Single 1.406" dia. Hole 	IVORY	86004	P7-I	CHROME	*	—
	GRAY	87004	P7-GY	ALUM	83004	A7
	WHITE	88004	P7-W	BRASS	81004	B7
	BROWN	85004	P7	430 S/S	84004	S7
	ALMOND	82004	P7-A	302 S/S	84004-40	S7-N
<b>2-GANG</b> 2-Singles 1.406" dia. Holes 	IVORY	86052	P72-I	CHROME	*	—
	WHITE	88052	P72-W	ALUM	*	—
	BROWN	85052	P72	BRASS	*	—
<b>3-GANG</b> 3-Singles 1.406" dia. Holes 	—	—	—	430 S/S	*	S73
	—	—	—	302 S/S	S73-N	S73-N
	—	—	—	—	—	—
<b>4-GANG</b> 4-Singles 1.406" dia. Holes 	—	—	—	BRASS	*	—
	—	—	—	430 S/S	*	S74
	—	—	—	302 S/S	*	S74-N
<b>5-GANG</b> 5-Singles 1.406" dia. Holes 	—	—	—	BRASS	*	—
	—	—	—	430 S/S	*	S75
	—	—	—	302 S/S	*	S75-N
<b>6-GANG</b> 6-Singles 1.406" dia. Holes 	—	—	—	BRASS	*	—
	—	—	—	430 S/S	*	S76
	—	—	—	302 S/S	*	S76-N

\*Consult the end of this Wallplates section for ordering details; allow 3–4 weeks for delivery.  
All devices are UL Listed and CSA Certified.

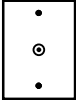

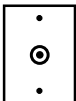
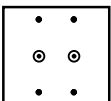
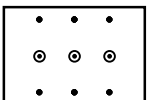
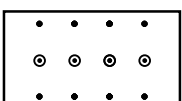
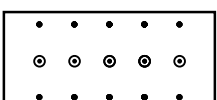
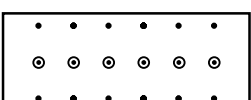
# Standard Size Plastic and Metal Wallplates



## Standard Size

Telephone or Cable Outlet — **Box Mount Residential Grade**

**Commercial Grade**

DESCRIPTION	COLOR	CAT. NO.	IND. NO.	METAL	CAT. NO.	IND. NO.
 <p><b>1-GANG</b> Phone/Cable .312" dia. Hole, <b>Box Mount</b></p>				ALUM BRASS 430 S/S 302 S/S	83013 81013 84013 84013-40	A738 B738 S738 S738-N
 <p><b>1-GANG</b> Phone/Cable .406" dia. Hole, <b>Box Mount</b></p>	IVORY WHITE BROWN ALMOND	86013 88013 85013 82013	P11-I P11-W P11 P11-A	ALUM BRASS 430 S/S 302 S/S	* * * 84061-40	_____ _____ _____ S11-N
 <p><b>1-GANG</b> Phone/Cable .625" dia. Hole, <b>Box Mount</b></p>	IVORY WHITE BROWN	86017 88017 85017	P737-I P737-W P737	ALUM BRASS 430 S/S 302 S/S	* 81017 * 84017-40	A737 B737 S737 S737-N
 <p><b>2-GANG</b> Phone/Cable .406" dia. Holes, <b>Box Mount</b></p>	IVORY WHITE BROWN	86062 88062 85062	P21-I P21-W P21	BRASS 430 S/S 302 S/S	* * 84062-40	_____ _____ S21-N
 <p><b>3-GANG</b> Phone/Cable .406" dia. Holes, <b>Box Mount</b></p>				BRASS 430 S/S 302 S/S	* * *	_____ _____ S31-N
 <p><b>4-GANG</b> Phone/Cable .406" dia. Holes, <b>Box Mount</b></p>				BRASS 430 S/S 302 S/S	* * *	_____ _____ S41-N
 <p><b>5-GANG</b> Phone/Cable .406" dia. Holes, <b>Box Mount</b></p>				BRASS 430 S/S 302 S/S	* * *	_____ _____ S51-N
 <p><b>6-GANG</b> Phone/Cable .406" dia. Holes, <b>Box Mount</b></p>				BRASS 430 S/S 302 S/S	* * *	_____ _____ S61-N

\*Consult the end of this Wallplates section for ordering details: allow 3–4 weeks for delivery.  
All devices are UL Listed and CSA Certified.

# Standard Size Plastic and Metal Wallplates



## Standard Size

### Telephone or Cable Outlet — Strap Mount Residential Grade

### Commercial Grade

DESCRIPTION	COLOR	CAT. NO.	IND. NO.	METAL	CAT. NO.	IND. NO.	
<b>1-GANG</b> Phone/Cable .406" dia. Hole, Strap Mount with knockout to enlarge hole to .625"		IVORY	86018	P12-I	ALUM	*	—
		GRAY	87018	P12-GY	BRASS	*	—
		WHITE	88018	P12-W	430 S/S	*	S12
		BROWN	85018	P12	302 S/S	84018-40	S12-N
<b>1-GANG</b> Phone/Cable .625" dia. Hole, Strap Mount		IVORY	86037	P730-I	BRASS	*	—
		WHITE	88037	P730-W	430 S/S	*	—
		BROWN	85037	P730	302 S/S	84037-40	S730-N
<b>2-GANG</b> Phone/Cable .406" dia. Holes, Strap Mount		IVORY	P22-†	P22-I	BRASS	*	—
					430 S/S	*	—
					302 S/S	*	S22-N
<b>3-GANG</b> Phone/Cable .406" dia. Holes, Strap Mount		IVORY	P32-†	P32-I	BRASS	*	—
					430 S/S	*	—
					302 S/S	*	S32-N
<b>4-GANG</b> Phone/Cable .406" dia. Holes, Strap Mount					BRASS	*	—
					430 S/S	*	—
					302 S/S	*	S42-N
<b>5-GANG</b> Phone/Cable .406" dia. Holes, Strap Mount					BRASS	*	—
					430 S/S	*	—
					302 S/S	*	S52-N
<b>6-GANG</b> Phone/Cable .406" dia. Holes, Strap Mount					BRASS	*	—
					430 S/S	*	—
					302 S/S	*	S62-N

### Blank Plate — Box Mount

DESCRIPTION	COLOR	CAT. NO.	IND. NO.	METAL	CAT. NO.	IND. NO.	
<b>1-GANG</b> 1-Blank, Box Mount		IVORY	86014	P13-I	CHROME	*	—
		GRAY	87014	P13-GY	ALUM	83014	A13
		WHITE	88014	P13-W	BRASS	81014	B13
		BROWN	85014	P13	430 S/S	84014	S13
		ALMOND	82014	P13-A	302 S/S	84014-40	S13-N
<b>2-GANG</b> 2-Blanks, Box Mount		IVORY	86025	P23-I	ALUM	*	—
		GRAY	87025	P23-GY	BRASS	81025	B23
		WHITE	88025	P23-W	430 S/S	84025	S23
		BROWN	85025	P23	302 S/S	84025-40	S23-N
		ALMOND	82025	P23-A			
<b>3-GANG</b> 3-Blanks, Box Mount		IVORY	86033	P33-I	ALUM	*	—
		WHITE	88033	P33-W	BRASS	*	—
		BROWN	85033	P33	430 S/S	*	—
					302 S/S	84033-40	S33-N

\*Consult the end of this Wallplates section for ordering details: allow 3–4 weeks for delivery.

†Painted metal wallplate.

All devices are UL Listed and CSA Certified.

# Standard Size Plastic and Metal Wallplates



## Standard Size

### Blank Plate — Box Mount

DESCRIPTION		COLOR	Residential Grade		Commercial Grade		
DESCRIPTION		COLOR	CAT. NO.	IND. NO.	METAL	CAT. NO.	IND. NO.
4-GANG	4-Blanks, Box Mount	IVORY	86064	P43-I	ALUM	*	—
		WHITE	88064	P43-W	BRASS	*	—
		BROWN	85064	P43	430 S/S	84064	S43
					302 S/S	84064-40	S43-N
5-GANG	5-Blanks, Box Mount	—	—	—	BRASS	*	—
					302 S/S	84065-40	S53-N
6-GANG	6-Blanks, Box Mount	—	—	—	BRASS	*	—
					302 S/S	84066-40	S63-N
7-GANG	7-Blanks, Box Mount	—	—	—	BRASS	*	—
					302 S/S	84067-40	S6013-N
8-GANG	8-Blanks, Box Mount	—	—	—	BRASS	*	—
					302 S/S	84068-40	S6023-N

### Blank Plate — Strap Mount

DESCRIPTION		COLOR	CAT. NO.	IND. NO.	METAL	CAT. NO.	IND. NO.
1-GANG	1-Blank, Strap Mount	IVORY	86019	P14-I	ALUM	*	—
		WHITE	88019	P14-W	BRASS	*	—
		BROWN	85019	P14	430 S/S	84019	S14
					302 S/S	84019-40	S14-N
2-GANG	2-Blanks, Strap Mount	IVORY	86034	P24-I	ALUM	*	—
		WHITE	88034	P24-W	BRASS	*	—
		BROWN	85034	P24	430 S/S	*	—
					302 S/S	84034-40	S24-N
3-GANG	3-Blanks, Strap Mount	IVORY	86035	P34-I	BRASS	*	—
		WHITE	88035	P34-W	430 S/S	*	—
		BROWN	85035	P34	302 S/S	84035-40	S34-N
4-GANG	4-Blanks, Strap Mount	—	—	—	BRASS	*	—
					430 S/S	*	—
					302 S/S	84057-40	S44-N
5-GANG	5-Blanks, Strap Mount	—	—	—	BRASS	*	—
					430 S/S	*	—
					302 S/S	S54-N	S54-N

\*Consult the end of this Wallplates section for ordering details: allow 3–4 weeks for delivery.  
All devices are UL Listed and CSA Certified.


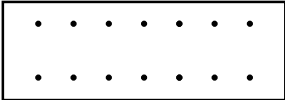
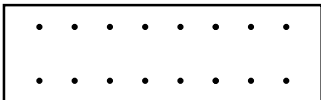


# Standard Size Plastic and Metal Wallplates




## Standard Size



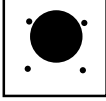
### Blank Plate — Strap Mount

Residential Grade				Commercial Grade		
DESCRIPTION	COLOR	CAT. NO.	IND. NO.	METAL	CAT. NO.	IND. NO.
 <b>6-GANG</b> 6-Blanks, Strap Mount	—	—	—	BRASS 430 S/S 302 S/S	* * *	— — S64-N
 <b>7-GANG</b> 7-Blanks, Strap Mount	—	—	—	BRASS 430 S/S 302 S/S	* * *	— — S6014-N
 <b>8-GANG</b> 8-Blanks, Strap Mount	—	—	—	BRASS 430 S/S 302 S/S	* * *	— — S6024-N



### Power Outlet Receptacle — One Gang — Mounting

DESCRIPTION	COLOR	CAT. NO.	IND. NO.	METAL	CAT. NO.	IND. NO.
 <b>1-GANG Power Outlet</b> 2.15" dia. Hole Midway Use with 278, 279, 5206, 5207, 5371, 5372, 5373, 5374	IVORY BLACK WHITE	80528-I 80528-BLK 80528-W	P724-I P724-BK	ALUM STEEL, BRASS FIN. STEEL, ALUM FIN. 430 S/S	83028 4928 4927 84028	A724 B724 S724-GY S724

### Power Outlet Receptacle — Two Gang — Mounting

DESCRIPTION	COLOR	CAT. NO.	IND. NO.	METAL	CAT. NO.	IND. NO.
 <b>2-GANG Power Outlet</b> 2.15" dia. Hole Midway Use with 278, 279, 5206, 5207, 5371, 5372, 5373, 5374	IVORY BLACK WHITE	80526-I 80526-BLK 80526-W	PJ703-I PJ703-BK PJ703-W	BRASS ALUM STEEL, ALUM FIN. 430 S/S	* 83026 4934 84026	B703 A703 S703-GY S703
 <b>2-GANG Power Outlet</b> 2.465" dia. Hole	IVORY BLACK WHITE ALMOND	80530-I 80530-BLK 80530-W 80530-A		STEEL, ALUM FIN. 430 S/S 302 S/S	S701-GY * S701-40	S701-GY S701
 <b>2-GANG Power Outlet</b> 2.15" dia. Hole Offset	—	—	—	430 S/S	84022	S705


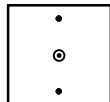
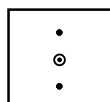
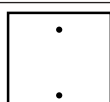
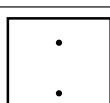
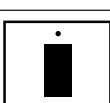
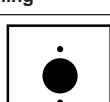
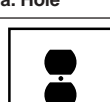
### Locking Receptacle — One Gang

DESCRIPTION	COLOR	CAT. NO.	IND. NO.	METAL	CAT. NO.	IND. NO.
 <b>1-GANG 20A &amp; 30A Locking</b> 1.60" dia. Hole	—	—	—	BRASS 430 S/S 302 S/S	* * 84020-40	— — S720-N
 <b>1-GANG for Key Lock Power</b> Switch 0.880" dia. Hole. Includes Tamper-Resistant Screws and Screwdriver	—	—	—	302 S/S	84071-40	—



\*Consult the end of this Wallplates section for ordering details: allow 3–4 weeks for delivery.  
 All devices are UL Listed and CSA Certified.

## Standard Size

### Two Gang with Centered Opening

DESCRIPTION	COLOR	CAT. NO.	IND. NO.	METAL	CAT. NO.	IND. NO.
 <p><b>2-GANG</b> 1-Toggle, Centered Opening</p>	—	—	—	BRASS 430 S/S 302 S/S	81040 — 84040-40	— — S740-N
 <p><b>2-GANG</b> 1-Phone/Cable .406" Hole Centered, Box Mount</p>	—	—	—	BRASS 430 S/S 302 S/S	* * *	— — —
 <p><b>2-GANG</b> 1-Phone/Cable .406" Hole Centered, Strap Mount</p>	—	—	—	BRASS 430 S/S 302 S/S	* * *	— — —
 <p><b>2-GANG</b> Blank, Centered Box Mount</p>	—	—	—	BRASS 430 S/S 302 S/S	* * *	— — —
 <p><b>2-GANG</b> Blank, Centered Strap Mount</p>	—	—	—	BRASS 430 S/S 302 S/S	* * *	— — —
 <p><b>2-GANG</b> 1-Decora, Centered Opening</p>	—	—	—	BRASS 430 S/S 302 S/S	* * S746-N	— — S746-N
 <p><b>2-GANG</b> 1-Single Outlet 1.406" dia. Hole</p>	—	—	—	BRASS 430 S/S 302 S/S	* * 84092-40	— — S747-N
 <p><b>2-GANG</b> 1-Duplex, Centered Opening</p>	—	—	—	302 S/S	84039-40	S748-N

### Louvre Plates

DESCRIPTION	COLOR	CAT. NO.	IND. NO.	METAL	CAT. NO.	IND. NO.
 <p><b>1-GANG CENTER</b> 1-Louvre Plate, Horizontal Box Mount</p>	IVORY	86079†	P760-I	BRASS	81079	B760
	BLACK	*	—	430 S/S	*	—
	GRAY	*	—	302 S/S	84079-40	S760-N
	RED	*	—			
	WHITE	88079†	P760-W			
	BROWN	*	—			
 <p><b>1-GANG</b> 1-Louvre Plate, Strap Mount</p>	IVORY	86080†	P771-I	BRASS	81080	B771
	BLACK	*	—	430 S/S	*	—
	GRAY	*	—	302 S/S	84080-40	S711-N
	RED	*	—			
	WHITE	88080†	P771-W			
	BROWN	*	—			
	ALMOND	*	P771-A			



\*Consult the end of this Wallplates section for ordering details: allow 3–4 weeks for delivery. †Painted metal wallplate. All devices are UL Listed and CSA Certified.

# Standard Size Plastic and Metal Wallplates

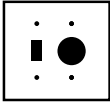

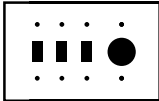


## Standard Size

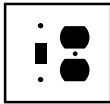


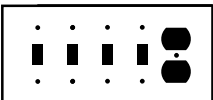
### Louvre Plates

		Residential Grade			Commercial Grade		
DESCRIPTION	COLOR	CAT. NO.	IND. NO.	METAL	CAT. NO.	IND. NO.	
 <b>2-GANG</b> 2-Louvre Plate, Strap Mount	—	—	—	BRASS 430 S/S 302 S/S	* * 84081-40	— — S772-N	
 <b>3-GANG</b> 3-Louvre Plate, Strap Mount	—	—	—	BRASS 430 S/S 302 S/S	* * *	— — —	

### Toggle Switch and Single Receptacle

DESCRIPTION	COLOR	CAT. NO.	IND. NO.	METAL	CAT. NO.	IND. NO.
 <b>2-GANG</b> 1-Toggle 1-Single 1.406" dia. Hole	IVORY WHITE BROWN	86007 88007 85007	P17-I P17-W P17	ALUM BRASS 430 S/S 302 S/S	* * 84007 84007-40	— — S17 S17-N
 <b>3-GANG</b> 2-Toggles 1-Single 1.406" dia. Hole	—	—	—	ALUM BRASS 430 S/S 302 S/S	* * * 84088-40	— — — S27-N
 <b>4-GANG</b> 3-Toggles 1-Single 1.406" dia. Hole	—	—	—	ALUM BRASS 430 S/S 302 S/S	* * * 84042-40	— — — S37-N

### Toggle Switch and Duplex Receptacle

DESCRIPTION	COLOR	CAT. NO.	IND. NO.	METAL	CAT. NO.	IND. NO.
 <b>2-GANG</b> 1-Toggle 1-Duplex	IVORY GRAY BROWN WHITE ALMOND	86005 87005 85005 88005 82005	P18-I P18-GY P18 P18-W P18-A	ALUM BRASS 430 S/S 302 S/S	83005 81005 84005 84005-40	A18 B18 S18 S18-N
 <b>3-GANG</b> 2-Toggles 1-Duplex	IVORY GRAY BROWN WHITE ALMOND	86021 87021 85021 88021 82021	P28-I P28-GY P28 P28-W P28-A	ALUM BRASS 430 S/S 302 S/S	* 81021 * 84021-40	— B28 — S28-N
 <b>4-GANG</b> 3-Toggles 1-Duplex	IVORY WHITE BROWN ALMOND	P38-I P38-W P38 P38-A	P38-I P38-W1 P38 P38-A	ALUM BRASS 430 S/S 302 S/S	* * 84043 *	— — S38 —
 <b>5-GANG</b> 4-Toggles 1-Duplex	IVORY WHITE	P48-I P48-W	P48-I P48-W	BRASS 430 S/S 302 S/S	* * S48-N	— — S48-N

\*Consult the end of this Wallplates section for ordering details: allow 3–4 weeks for delivery.  
All devices are UL Listed and CSA Certified.

# Standard Size Plastic and Metal Wallplates



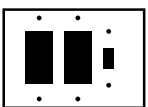





## Standard Size




### Toggle Switch and Decora/GFCI

### Residential Grade

### Commercial Grade

DESCRIPTION	COLOR	CAT. NO.	IND. NO.	METAL	CAT. NO.	IND. NO.
<b>2-GANG</b> <b>1-Toggle 1-Decora/GFCI</b> 	IVORY	80405-I	P126-I	BRASS	*	—
	BLACK	80405-E	P126-BK	430 S/S	S126	S126
	GRAY	80405-GY	P126-GRY	302 S/S	*	—
	WHITE	80405-W	P126-W			
	BROWN	80405	P126			
ALMOND	80405-A	P126-A				
<b>3-GANG</b> <b>2-Toggles 1-Decora/GFCI</b> 	IVORY	80421-I	P226-I	BRASS	*	—
	BLACK	80421-E	P226-BK	430 S/S	*	—
	WHITE	80421-W	P226-W	302 S/S	84421-40	S226-N
	BROWN	80421	P226			
	ALMOND	80421-A	P226-A			
<b>3-GANG</b> <b>2-Decora/GFCI 1-Toggle</b> 	IVORY	80431-I	P1262-I	BRASS	*	—
	GRAY	80431-GY	P1262-GRY	430 S/S	*	—
	WHITE	80431-W	P1262-W	302 S/S	*	—
	BROWN	80431	P1262			
	ALMOND	80431-A	P1262-A			
<b>4-GANG</b> <b>3-Toggles 1-Decora/GFCI</b> 	IVORY	P326-I	P326-I	BRASS	*	—
	WHITE	P326-W	P326-W	430 S/S	*	—
	BROWN	P326	P326	302 S/S	*	—
	ALMOND	P326-A	P326-A			
<b>4-GANG</b> <b>2-Toggles 2-Decora/GFCI</b> 	IVORY	P2262-I†	P2262-I	BRASS	*	—
	WHITE	P2262-W†	P2262-W	430 S/S	*	*
				302 S/S	*	—
<b>5-GANG</b> <b>4-Toggles 1-Decora/GFCI</b> 	—	—	—	BRASS	*	—
				430 S/S	*	—
				302 S/S	S426-N	S426-N

### Toggle Switch and Blank — Box Mount and Strap Mount

DESCRIPTION	COLOR	CAT. NO.	IND. NO.	METAL	CAT. NO.	IND. NO.
<b>2-GANG</b> <b>1-Toggle 1-Blank, Strap Mount</b> 	—	—	—	ALUM	*	—
				BRASS	*	—
				430 S/S	*	—
				302 S/S	84077-40	S114-N
<b>3-GANG</b> <b>2-Toggles 1-Blank, Strap Mount</b> 	—	—	—	BRASS	*	—
				430 S/S	*	—
				302 S/S	S214-N	S214-N
<b>2-GANG</b> <b>1-Toggle 1-Blank, Box Mount</b> 	IVORY	86006	P113-I	BRASS	*	—
	WHITE	88006	P113-W	430 S/S	*	—
	GRAY	87006	P113-GY	302 S/S	84006-40	S113-N
	BROWN	85006	P113			

\*Consult the end of this Wallplates section for ordering details: allow 3–4 weeks for delivery.

†Painted metal wallplate.

All devices are UL Listed and CSA Certified.



# Standard Size Plastic and Metal Wallplates




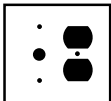
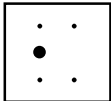

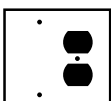
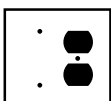

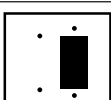


## Standard Size

Standard Combination — **Two Gang**

**Residential Grade**

**Commercial Grade**

DESCRIPTION	COLOR	CAT. NO.	IND. NO.	METAL	CAT. NO.	IND. NO.
 <p><b>2-GANG</b> 1-Single 1.406" dia. hole 1-Duplex</p>	IVORY WHITE	86046† 88046†	P78-I P78-W	ALUM BRASS 430 S/S 302 S/S	* * * 84046-40	— — — S78-N
 <p><b>2-GANG</b> 1-Duplex 1-Decora/GFCI</p>	IVORY WHITE BROWN ALMOND	80455-I 80455-W 80455 80455-A	P826-I P826-W P826	ALUM BRASS 430 S/S 302 S/S	* * * 84455-40	— — — S826-N
 <p><b>2-GANG</b> 1-Toggle 1-Phone/Cable .406" dia. hole, Strap Mount</p>	IVORY WHITE	86077 88077	P112-I P112-W	BRASS 430 S/S 302 S/S	* * S112-N	— — S112-N
 <p><b>2-GANG</b> 1-Phone/Cable .406" dia. hole, Strap Mount 1-Duplex</p>	IVORY WHITE	86078 88078	P128-I P128-W	BRASS 430 S/S 302 S/S	* * 84078-40	— — S128-N
 <p><b>2-GANG</b> 1-Phone/Cable .406" dia. hole 1-Blank, Strap Mount</p>	—	—	—	BRASS 430 S/S 302 S/S	* * *	— — —
 <p><b>2-GANG</b> 1-Phone/Cable .406" dia. hole, Strap Mount 1-Decora/GFCI</p>	IVORY WHITE	80479-I 80479-W	P1226-I P1226-W	BRASS 430 S/S 302 S/S	* * *	— — —
 <p><b>2-GANG</b> 1-Blank, Box Mount 1-Duplex</p>	IVORY WHITE BROWN	86008 88008 85008	P138-I P138-W P138	BRASS 430 S/S 302 S/S	* * 84008-40	— — S138-N
 <p><b>2-GANG</b> 1-Blank, Strap Mount 1-Duplex</p>	IVORY WHITE	86087† 88087†	P148-I P148-W	BRASS 430 S/S 302 S/S	* * 84087-40	— — S148-N
 <p><b>2-GANG</b> 1-Blank, Strap Mount 1-Single 1.406" dia. Hole</p>	IVORY WHITE	86085† 88085†	P147-I P147-W	ALUM BRASS 430 S/S 302 S/S	* * * 84085-40	— — — S147-N
 <p><b>2-GANG</b> 1-Blank, Strap Mount 1-Decora</p>	IVORY WHITE	P1426-I† P1426-W†	P1426-I P1426-W	BRASS 430 S/S 302 S/S	* * S1426-N	— — S1426-N

\*Consult the end of this Wallplates section for ordering details: allow 3–4 weeks for delivery.

†Painted Metal Wallplates

All devices are UL Listed and CSA Certified.

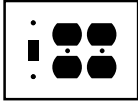
For more information regarding matching wallplates, colors, materials, single and multi-gang, refer to Decora Devices, Section A.

# Standard Size Plastic and Metal Wallplates

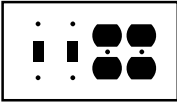


## Standard Size

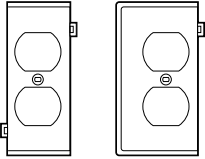
### Standard Combination — Three Gang Residential Grade Commercial Grade

DESCRIPTION	COLOR	CAT. NO.	IND. NO.	METAL	CAT. NO.	IND. NO.
<b>3-GANG</b> 1-Toggle 2-Duplex 	IVORY	86047	P182-I	BRASS	*	—
	WHITE	88047	P182-W	430 S/S	*	—
	BROWN	85047	P182	302 S/S	84047-40	S182-N

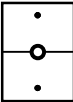
### Standard Combination — Four Gang

DESCRIPTION	COLOR	CAT. NO.	IND. NO.	METAL	CAT. NO.	IND. NO.
<b>4-GANG</b> 2-Toggles 2-Duplex 	—	—	—	ALUM	*	—
	—	—	—	BRASS	81045	B282
	—	—	—	430 S/S	*	—
—	—	—	—	302 S/S	84045-40	S282-N

### Sectional Wallplates for Multi-Gang Installations\* — Thermoplastic Construction

	DESCRIPTION	COLOR	CENTER PANELS	END PANELS
Center End  Duplex Receptacle	<b>Duplex Receptacle</b>	WHITE IVORY	PSC 8-W PSC 8-I	PSE 8-W PSE 8-I
	<b>Toggle Switch</b>	WHITE IVORY	PSC 1-W PSC 1-I	PSE 1-W PSE 1-I
	<b>Single Receptacle</b> 1.406" dia. hole	WHITE IVORY	PSC 7-W PSC 7-I	PSE 7-W PSE 7-I
	<b>Blank, Strap-Mount</b>	WHITE IVORY	PSC 14 PSC 14-I	PSE 14-W PSE 14-I
	<b>Decora</b>	WHITE IVORY	PSC 26-W PSC 26-I	PSE 26-W PSE 26-I

### Horizontal Split Plate — For Terminated Cable






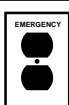


DESCRIPTION	COLOR	CAT. NO.	IND. NO.	METAL	CAT. NO.	IND. NO.
<b>Horizontal Split Plate</b> for Terminated Cable 1-Gang .625" dia. Hole w/Grommet .406" inner dia. 	IVORY	N751-I	N751-I	BRASS	*	—
	WHITE	N751-W	N751-W	430 S/S	*	—
—	—	—	—	302 S/S	S751-N	S751-N

For more information regarding matching wallplates, colors, materials, single and multi-gang, refer to Decora Devices, Section A.

\*Outer dimensions of wallplates created from two or more sectional panels will be the same as standard multi-gang plates.  
 \*Consult the end of this Wallplates section for ordering details: allow 3-4 weeks for delivery.  
 All devices are UL Listed and CSA Certified.

## Standard Size

### Engraved Wallplates

DESCRIPTION	METAL	CAT. NO.	IND. NO.
 <p>1-GANG 1-Duplex Engraved "ISOLATED GROUND"</p>	ALUM BRASS 430 S/S 302 S/S	* * * 84003-IG	— — — S8-IG
 <p>1-GANG 1-Single 1.406" Hole Engraved "ISOLATED GROUND"</p>	ALUM BRASS 430 S/S 302 S/S	* * * *	— — — —
 <p>1-GANG 1-Single Engraved "ISOLATED GROUND" 1.60" dia. Hole For use with 20A &amp; 30A single locking receptacles</p>	ALUM BRASS 430 S/S 302 S/S	* * * *	— — — —
 <p>1-GANG 1-Toggle Engraved "EMERGENCY"</p>	302 S/S	84001-E40	SIE-N
 <p>2-GANG 2-Toggles Engraved "EMERGENCY"</p>	ALUM BRASS 430 S/S 302 S/S	* * * *	— — — —
 <p>1-GANG 1-Duplex Engraved "EMERGENCY"</p>	ALUM BRASS 430 S/S 302 S/S	* * * 84003-E40	— — — S8E-N
 <p>2-GANG 2-Duplex Engraved "EMERGENCY"</p>	ALUM BRASS 430 S/S 302 S/S	* * * 84016-E40	— — — S82E-N
 <p>1-GANG 1-Decora Engraved "SURGE PROTECTED"</p>	430 S/S 302 S/S	* *	— —

\*Consult the end of this Wallplates section for ordering details: allow 3–4 weeks for delivery.  
All devices are UL Listed and CSA Certified.

For more information regarding matching wallplates, colors, materials, single and multi-gang, refer to Decora Devices, Section A.

## Commercial Grade

These sturdy, high-impact wallplates for the 46000 series voice/data devices are available for single-gang applications with standard or Decora-compatible styling.



# Voice/Data/CATV Wallplates



### Standard Size

#### Voice/Data/CATV Wallplates\*

DESCRIPTION	COLOR (Nylon)	METAL	IND. NO.
1-GANG Type "F" Connector	IVORY WHITE		80781-I 80781-W
1-GANG Duplex Type "F" Connector	IVORY WHITE		80782-I 80782-W
1-GANG DB9 Data Connector DB15 Data Connector DB25 Data Connector		302 S/S 302 S/S 302 S/S	84441 84442 84443
1-GANG BNC/TNC "D" Connector BNC Twinax "D" Connector		302 S/S 302 S/S	84444 84445
1-GANG Token Ring IBM Data Connector		302 S/S	84446

\*Consult the end of this Wallplates section for ordering details: allow 3–4 weeks for delivery. All devices are UL Listed and CSA Certified.

For more information regarding matching wallplates, colors, materials, single and multi-gang, refer to Decora Devices, Section A.

For more information regarding Voice/Data/CATV Wallplates, refer to Communication Premise Wiring Products, Section S.

# Residential Grade






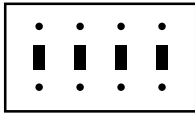

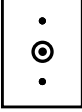
# Larger Size Plastic Wallplates



All Leviton Larger-size wallplates are a full 0.25 inches deep to insure a clean fit, despite protruding devices, in accordance with the latest National Electrical Code. Each is individually packed with extra-long, color-matched mounting screws.

## Larger Size

### Midway Size Wallplates

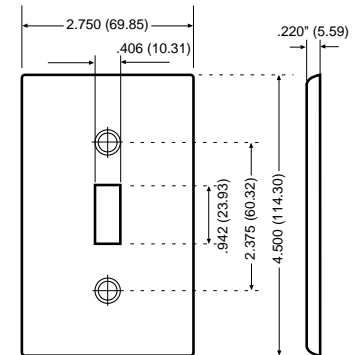
DESCRIPTION	COLOR	CAT. NO.	IND. NO.
 <b>1-GANG 1-Toggle</b>	IVORY WHITE BROWN ALMOND	80501-I 80501-W 80501 80501-A	SPJ1-I SPJ1-W SPJ1 SPJ1-A
 <b>2-GANG 2-Toggle</b>	IVORY WHITE BROWN ALMOND	80509-I 80509-W 80509 80509-A	SPJ2-I SPJ2-W SPJ2 SPJ2-A
 <b>3-GANG 3-Toggle</b>	IVORY WHITE BROWN ALMOND	80511-I 80511-W 80511 80511-A	SPJ3-I SPJ3-W SPJ3 SPJ3-A
 <b>4-GANG 4-Toggle</b>	IVORY WHITE	80512-I 80512-W	SPJ4-I SPJ4-W
 <b>1-GANG 1-Duplex</b>	IVORY WHITE BROWN ALMOND	80503-I 80503-W 80503 80503-A	SPJ8-I SPJ8-W SPJ8 SPJ8-A
 <b>1-GANG 1-Phone/Cable .312" dia Hole, Box Mount</b>	IVORY WHITE BROWN ALMOND	80513-I 80513-W 80513 80513-A	SPJ738-I SPJ738-W SPJ738 SPJ738-A

All devices are UL Listed and CSA Certified.

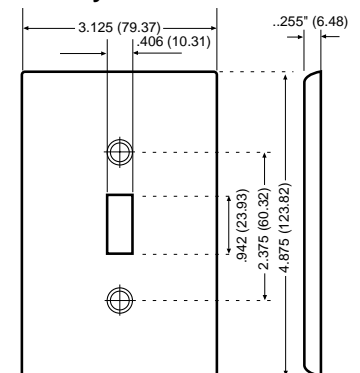
## Midway Wallplates

All Leviton Midway wallplates can be mounted onto larger volume outlet boxes and/or used to hide wall irregularities. All 1-Gang Midway wallplates are 4.875" H x 3.125" W. Midway wallplates are a full 0.375" higher and wider than standard wallplates.

### Standard Size



### Midway Size





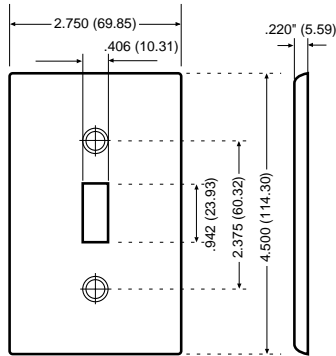


# Larger Size Plastic Wallplates

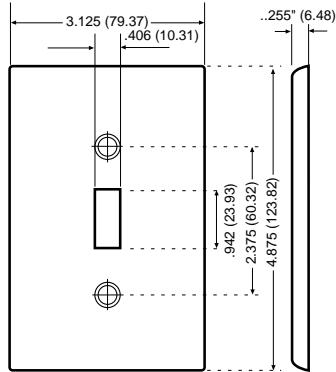
## Midway Wallplates

All Leviton Midway wallplates can be mounted onto larger volume outlet boxes and/or used to hide wall irregularities. All 1-Gang Midway wallplates are 4.875" H x 3.125" W. Midway wallplates are a full 0.375" higher and wider than standard wallplates.

### Standard Size



### Midway Size



## Larger Size

### Midway Size Wallplates

DESCRIPTION	COLOR	CAT. NO.	IND. NO.
1-GANG 1-Decora	IVORY	80601-I	SPJ26-I
	GRAY	80601-GY	SPJ26-GY
	WHITE	80601-W	SPJ26-W
	BROWN	80601	SPJ26
	ALMOND	80601-A	SPJ26-A
2-GANG 2-Decora	IVORY	80609-I	SPJ262-I
	GRAY	80609-GY	SPJ262-GY
	WHITE	80609-W	SPJ262-W
	BROWN	80609	SPJ262
	ALMOND	80609-A	SPJ262-A
3-GANG 3-Decora	IVORY	80611-I	SPJ263-I
	WHITE	80611-W	SPJ263-W
	ALMOND	80611-A	SPJ263-A
4-GANG 4-Decora	IVORY	80612-I	SPJ264-I
	WHITE	80612-W	SPJ264-W
	ALMOND	80612-A	SPJ264-A
2-GANG 2-Duplex	IVORY	80516-I	SPJ82-I
	WHITE	80516-W	SPJ82-W
	BROWN	80516	SPJ82
	ALMOND	80516-A	SPJ82-A
1-GANG 1-Receptacle 1.406" dia. Hole	IVORY	80504-I	SPJ7-I
	WHITE	80504-W	SPJ7-W
	BROWN	80504	SPJ7
1-GANG 1-Blank Box Mount	IVORY	80514-I	SPJ13-I
	WHITE	80514-W	SPJ13-W
	BROWN	80514	SPJ13
	ALMOND	80514-A	SPJ13-A
2-GANG 2-Blank Box Mount	IVORY	80525-I	SPJ23-I
	WHITE	80525-W	SPJ23-W
	BROWN	80525	SPJ23
	ALMOND	80525-A	SPJ23-A
1-GANG 1-Telephone	IVORY	—	SPJ11-I
	WHITE	—	SPJ11-W
	BROWN	—	SPJ11
	GRAY	—	SPJ11-GY
	BLACK	—	SPJ11-E
3-GANG 2-Toggle 1-Decora	IVORY	—	SPJ226-I
	WHITE	—	SPJ226-W
	BROWN	—	SPJ226
	ALMOND	—	SPJ226-A
	—	—	—

\*\*Emergency  
All devices are UL Listed and CSA Certified.

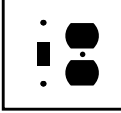
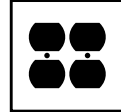
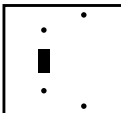
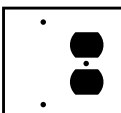
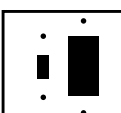
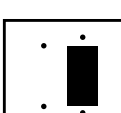
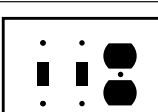
For more information regarding matching wallplates, colors, materials, single and multi-gang, refer to Decora Devices, Section A.



# Larger Size Plastic Wallplates

## Larger Size

### Midway Size Wallplates

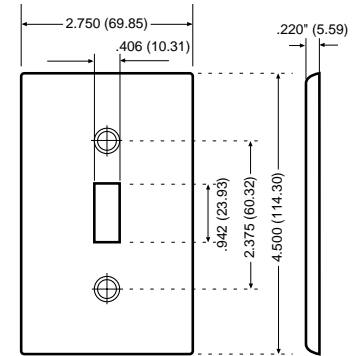
DESCRIPTION	COLOR	CAT. NO.	IND. NO.
 <p><b>2-GANG 1-Toggle 1-Duplex</b></p>	IVORY WHITE BROWN ALMOND	80505-I 80505-W 80505 80505-A	SPJ18-I SPJ18-W SPJ18 SPJ18-A
 <p><b>2-GANG 2-Duplex</b></p>	IVORY WHITE BROWN ALMOND	80516-I 80516-W 80516 80516-A	SPJ28-I SPJ28-W SPJ28 SPJ28-A
 <p><b>2-GANG 1-Toggle 1-Blank, Box Mount</b></p>	IVORY WHITE BROWN	80506-I 80506-W 80506	SPJ113-I SPJ113-W SPJ113
 <p><b>2-GANG 1-Duplex 1-Blank, Box Mount</b></p>	IVORY WHITE BROWN	80508-I 80508-W 80508	SPJ138-I SPJ138-W SPJ138
 <p><b>2-GANG 1-Toggle 1-Decora</b></p>	IVORY WHITE BROWN ALMOND	80605-I 80605-W 80605 80605-A	SPJ126-I SPJ126-W SPJ126 SPJ126-A
 <p><b>2-GANG 1-Decora 1-Blank, Strap Mount</b></p>	IVORY WHITE BROWN ALMOND	80608-I 80608-W 80608 80608-A	SPJ1326-I SPJ1326-W SPJ1326 SPJ1326-A
 <p><b>3-GANG 2-Toggle 1-Duplex</b></p>	IVORY WHITE BROWN	80521-I 80521-W 80521	SPJ28-I SPJ28-W SPJ28

All devices are UL Listed and CSA Certified.

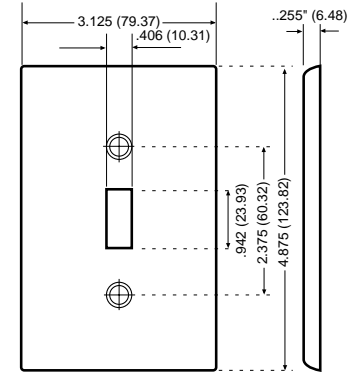
## Midway Wallplates

All Leviton Midway wallplates can be mounted onto larger volume outlet boxes and/or used to hide wall irregularities. All 1-Gang Midway wallplates are 4.875" H x 3.125" W. Midway wallplates are a full 0.375" higher and wider than standard wallplates.

### Standard Size



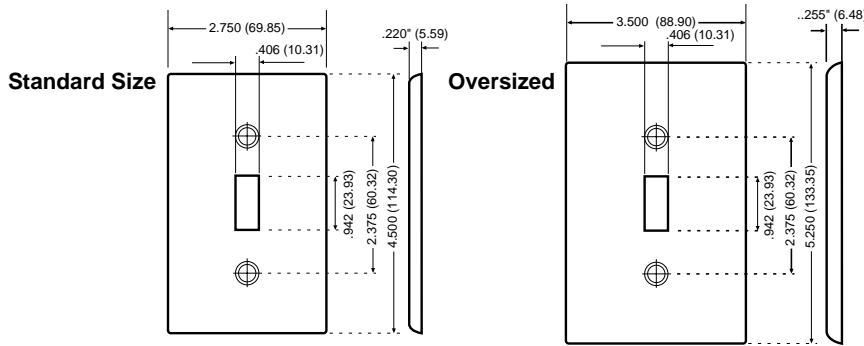
### Midway Size



For more information regarding matching wallplates, colors, materials, single and multi-gang, refer to Decora Devices, Section A.



# Larger Size Plastic and Metal Wallplates



Leviton's Oversized wallplates are 0.75 inches higher and wider than standard wallplates. They are used to conceal greater wall irregularities than those hidden by the extra coverage provided by Midway wallplates.

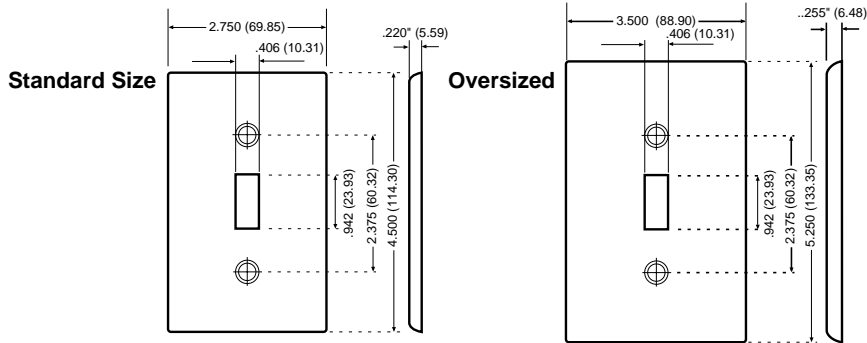
All 1-Gang Oversized wallplates are 5.25" H x 3.5" W. Add 1.8125" for each additional gang.

## Larger Size

### Oversized Wallplates

DESCRIPTION	COLOR	CAT. NO.	IND. NO.	METAL	CAT. NO.	IND. NO.
1-GANG 1-Toggle	IVORY	86101	PO1-I	430 S/S	84101	SO1
	WHITE	88101	PO1-W	302 S/S	84101-40	SO1-N
	BROWN	85101	PO1			
2-GANG 2-Toggles	IVORY	86109	PO2-I	430 S/S	*	—
	WHITE	88109	PO2-W	302 S/S	84109-40	SO2-N
	BROWN	85109	PO2			
3-GANG 3-Toggles	IVORY	86111	PO3-I	430 S/S	*	—
	WHITE	88111	PO3-W	302 S/S	84111-40	SO3-N
	BROWN	85111	PO3			
4-GANG 4-Toggles	—	—	—	430 S/S	*	—
	—	—	—	302 S/S	84112-40	SO4-N
1-GANG 1-Duplex	IVORY	86103	PO8-I	430 S/S	84103	SO8
	WHITE	88103	PO8-W	302 S/S	84103-40	SO8-N
	BROWN	85103	PO8			
2-GANG 2-Duplex	IVORY	86116	PO82-I	430 S/S	84116	SO82
	WHITE	88116	PO82-W	302 S/S	84116-40	SO82-N
	BROWN	85116	PO82			
3-GANG 3-Duplex	—	—	—	430 S/S	*	—
	—	—	—	302 S/S	84130-40	SO83-N
4-GANG 4-Duplex	—	—	—	430 S/S	*	—
	—	—	—	302 S/S	*	—
1-GANG 1-Single 1.406" dia. Hole	—	—	—	430 S/S	*	—
				302 S/S	84104-40	SO7-N

\*Consult the end of this Wallplates section for ordering details: allow 3–4 weeks for delivery. All devices are UL Listed and CSA Certified.



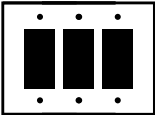
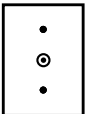
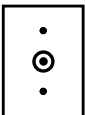
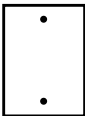
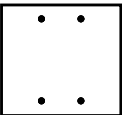
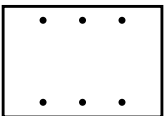


Leviton's Oversized wallplates are 0.75 inches higher and wider than standard wallplates. They are used to conceal greater wall irregularities than those hidden by the extra coverage provided by Midway wallplates.

All 1-Gang Oversized wallplates are 5.25" H x 3.5" W. Add 1.8125" for each additional gang.

## Larger Size

### Oversized Wallplates

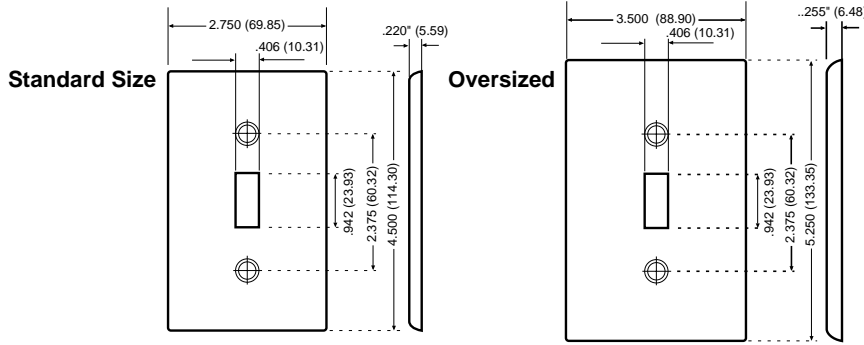
DESCRIPTION	COLOR	CAT. NO.	IND. NO.	METAL	CAT. NO.	IND. NO.
1-GANG 1-Decora 	IVORY WHITE ALMOND	86601 88601 82601	PO26-I PO26-W PO26-A	430 S/S 302 S/S	* SO26	— SO26
2-GANG 2-Decora 	IVORY WHITE ALMOND	86602 88602 82602	PO262-I PO262-W PO262-A	430 S/S 302 S/S	* SO262	— SO262
3-GANG 3-Decora 	—	—	—	430 S/S 302 S/S	* SO263	— SO263
1-GANG Phone/Cable .406" dia. Hole Strap Mount 	IVORY WHITE	86113 88113	PO12 PO12	430 S/S 302 S/S	* *	— —
1-GANG Phone/Cable .625" dia. Hole Strap Mount 	—	—	—	430 S/S 302 S/S	84137 84137-40	SO730 SO730-N
1-GANG 1-Blank, Box Mount 	IVORY WHITE BROWN	86114 88114 85114	PO13 PO13 PO13	430 S/S 302 S/S	84114 84114-40	SO13 SO13-N
2-GANG 2-Blanks, Box Mount 	—	—	—	430 S/S 302 S/S	* 84125-40	— SO23-N
3-GANG 3-Blanks Box Mount 	—	—	—	430 S/S 302 S/S	* 84133-40	— SO33-N

\*Consult the end of this Wallplates section for ordering details: allow 3–4 weeks for delivery. All devices are UL Listed and CSA Certified.

For more information regarding matching wallplates, colors, materials, single and multi-gang, refer to Decora Devices, Section A.



# Larger Size Plastic and Metal Wallplates



Leviton's Oversized wallplates are 0.75 inches higher and wider than standard wallplates. They are used to conceal greater wall irregularities than those hidden by the extra coverage provided by Midway wallplates.

All 1-Gang Oversized wallplates are 5.25" H x 3.5" W. Add 1.8125" for each additional gang.

## Larger Size

### Oversized Wallplates

DESCRIPTION	COLOR	CAT. NO.	IND. NO.	METAL	CAT. NO.	IND. NO.
4-GANG 4-Blanks Box Mount	—	—	—	430 S/S 302 S/S	* *	— —
1-GANG 1-Blank, Strap Mount	—	—	—	430 S/S 302 S/S	* 84119-40	— SO14-N
2-GANG 2-Blanks, Strap Mount	—	—	—	430 S/S 302 S/S	* 84134-40	— SO24-N
3-GANG 3-Blanks Strap Mount	—	—	—	430 S/S 302 S/S	* *	— —
2-GANG 1-Toggle 1-Duplex	IVORY WHITE BROWN	86105 88105 85105	PO18-I PO18-W PO18	430 S/S 302 S/S	* 84105-40	— SO18-N
2-GANG 1-Toggle 1-Decora	IVORY WHITE ALMOND	86605 88605 82605	PO126-I PO126-W PO126-A	430 S/S 302 S/S	* *	— —
2-GANG 1-Blank 1-Toggle Box Mount	IVORY WHITE BROWN	86106 88106 85106	PO113-I PO113-W PO113	430 S/S 302 S/S	* *	— —
2-GANG 1-Single 1.406" dia. Hole 1-Duplex	—	—	—	430 S/S 302 S/S	* 84146-40	— SO78-N

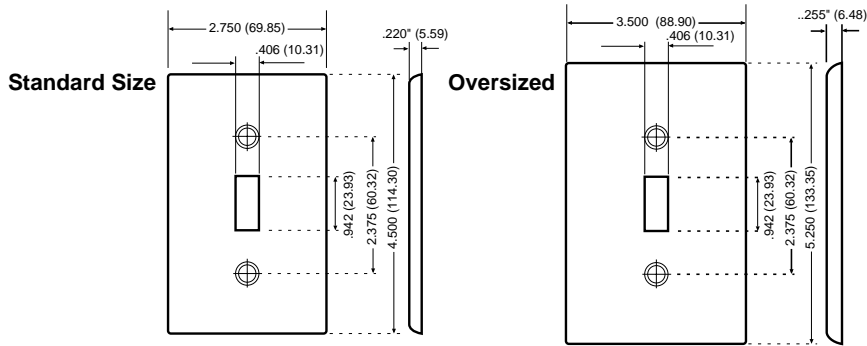
\*Consult the end of this Wallplates section for ordering details: allow 3–4 weeks for delivery. All devices are UL Listed and CSA Certified.

For more information regarding matching wallplates, colors, materials, single and multi-gang, refer to Decora Devices, Section A.





# Larger Size Plastic and Metal Wallplates



Leviton's Oversized wallplates are 0.75 inches higher and wider than standard wallplates. They are used to conceal greater wall irregularities than those hidden by the extra coverage provided by Midway wallplates.

All 1-Gang Oversized wallplates are 5.25" H x 3.5" W. Add 1.8125" for each additional gang.

## Larger Size

### Oversized Wallplates

DESCRIPTION	COLOR	CAT. NO.	IND. NO.	METAL	CAT. NO.	IND. NO.
2-GANG 1-Blank, Box Mount 1-Duplex	IVORY BROWN	86108	PO138-I	430 S/S	*	—
		85108	PO138	302 S/S	*	—
2-GANG 1-Blank, Strap Mount 1-Decora	—	—	—	430 S/S	*	—
				302 S/S	*	—
2-GANG 1-Toggle 1-Single 1.406" dia. Hole	—	—	—	430 S/S	*	—
				302 S/S	*	—
3-GANG 2-Toggles 1-Duplex	—	—	—	430 S/S	*	—
				302 S/S	84121-40	SO28-N
3-GANG 1-Toggle 2-Duplex	—	—	—	430 S/S	*	—
				302 S/S	84147-40	SO182-N
4-GANG 3-Toggles 1-Duplex	—	—	—	430 S/S	*	—
				302 S/S	*	—

\*Consult the end of this Wallplates section for ordering details; allow 3–4 weeks for delivery. All devices are UL Listed and CSA Certified.

For more information regarding matching wallplates, colors, materials, single and multi-gang, refer to Decora Devices, Section A.

# Weather-Resistant Covers

## Commercial Grade

### Features and Benefits

#### Plastic

- Impact resistant thermoplastic construction
- Pre-installed gasket for easy, reliable installation
- Tongue and groove plate-to-cover construction
- Offset device opening (horizontal only) for easier cord exit
- Thermoplastic inserts prevent insect and debris accumulation

#### Plastic and Metal

- Self-closing
- Vertical and horizontal mounting
- Die cast aluminum or impact-resistant thermoplastic covers and bases
- Weather-resistant gaskets
- Stainless steel springs
- Gray or clear finish



### Raintight While-In-Use Covers

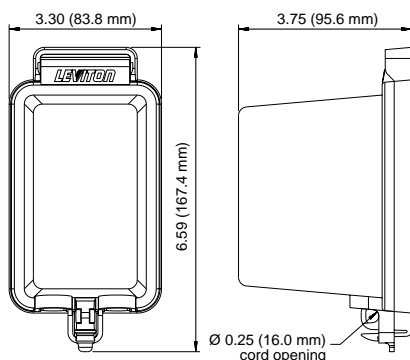
DESCRIPTION	MOUNTING	CAT. NO.
Duplex Receptacle, Gray, Standard	Vertical	5976-GY
Duplex Receptacle, Gray, Extra Deep	Vertical	5976-DGY
Duplex Receptacle, Clear, Standard	Vertical	5976-CL
Duplex Receptacle, Clear, Extra Deep	Vertical	5976-DCL
Decora/GFCI, Clear, Standard	Vertical	5977-CL
Decora/GFCI, Clear, Extra Deep	Vertical	5977-DCL
Single Receptacle, Gray, Standard	Vertical	5978-GY
Single Receptacle, Clear, Standard	Vertical	5978-CL
Single Receptacle, Gray, Extra Deep	Vertical	5978-DGY
Single Receptacle, Clear, Extra Deep	Vertical	5978-DCL
Duplex Receptacle, Gray, Standard	Horizontal	5996-GY
Duplex Receptacle, Gray, Extra Deep	Horizontal	5996-DGY
Duplex Receptacle, Clear, Standard	Horizontal	5996-CL
Decora/GFCI, Gray, Standard	Horizontal	5997-GY
Decora/GFCI, Gray, Extra Deep	Horizontal	5997-DGY
Decora/GFCI, Clear, Standard	Horizontal	5997-CL
Decora/GFCI, Clear, Extra Deep	Horizontal	5997-DCL
Single Receptacle, Gray, Standard	Horizontal	5998-GY
Single Receptacle, Gray, Extra Deep	Horizontal	5998-DGY
Single Receptacle, Clear, Standard	Horizontal	5998-CL

### SPECIFICATIONS & FEATURES

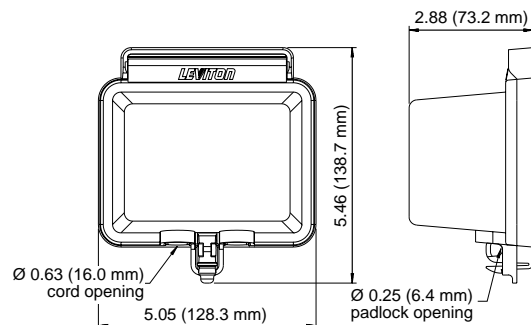
- Mounting Screws and rubber gasket included for fast, easy installation onto surface-mounted outdoor-type boxes or flush-mounted wall boxes
- Easy-grip self-closing covers with durable, noncorrosive stainless steel screws
- Backed by a Limited Two-Year Warranty

### TESTING & CODE COMPLIANCE

- Full compliance with UL, CSA and NEC Section 410-57 requirements for damp and wet locations with cover closed
- Raintight while-in-use covers are NEMA 3R rated for use with unattended plugs engaged in "live" receptacles in wet or damp locations



VERTICAL MOUNT, EXTRA DEEP  
Cat. No. 5976-D



HORIZONTAL MOUNT, STANDARD  
Cat. No. 5997

For more information regarding matching wallplates, colors, materials, single and multi-gang, refer to Decora Devices, Section A.

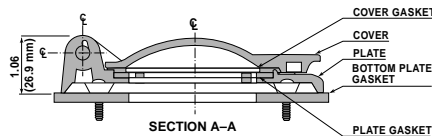
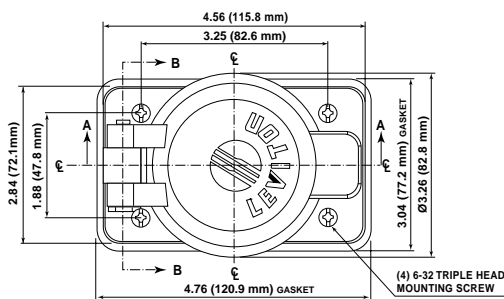


### Features and Benefits

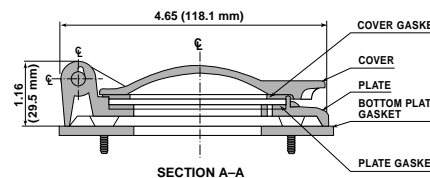
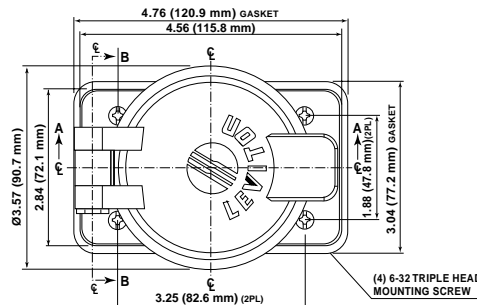
- Glass-filled thermoplastic cover and plate for outstanding impact resistance and durability
- UL 94-VO Flammability Rating
- Superior IP 54 Suitability rating protects against dust particles and splashing water
- NEMA Type 3R enclosure rating ensures protection against rain, sleet and damage from external ice formation
- Dual gaskets, one under plate and one under lid, for weather-resistant fit
- Stainless steel hinge-pin, spring and mounting screws for excellent corrosion resistance
- Triple-combination screws accept Phillips, straight-blade or Robertson-head screwdrivers
- Oversized cover tab for easier opening with gloved hands
- Mounts to panel or FS/FD boxes
- UL Listed and CSA certified for wet locations with cover closed

### Industrial Weather-Resistant Covers

DESCRIPTION	COLOR	CAT. NO.
For use with 15-amp locking, 15-amp and 20-amp straight-blade flanged inlets and outlets	GRAY	WP1
For use with 20-amp and 30-amp 3-, 4-, and 5-wire locking flanged inlets and outlets; 30-amp and 50-amp 3-wire power receptacles	GRAY	WP2
For use with 20-amp and 30-amp single locking receptacles and FS/FD boxes	YELLOW	7420-CR



**WATER RESISTANT COVER**  
Cat. Nos. WP1 and 7420-CR



**WATER RESISTANT COVER**  
Cat. No. WP2

### TESTING & CODE COMPLIANCE

- UL Listed (File # E-13397)
- CSA Certified (File # LR-16347)
- NOM Certified (# 057)
- IP 54 Suitability rating (protected against dust and splashing water)
- NEMA Type 3R enclosure rating
- Backed by a Limited 10-Year Warranty

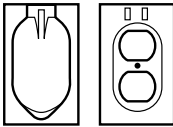
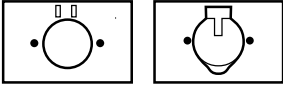
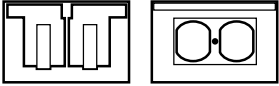
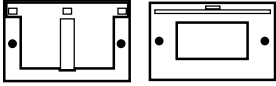
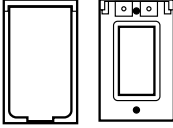
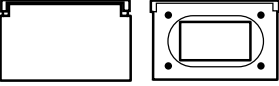
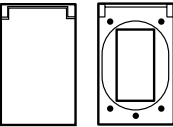
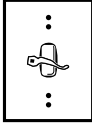

### MATERIAL CHARACTERISTICS

Environmental: VO Flammability Rating per UL 94  
Operating Temperature: -40°C to 75°C



# Weather-Resistant Covers

## Die-Cast Zinc Weather-Resistant Covers

DESCRIPTION	MOUNTING	CAT. NO.
 <p>Duplex Receptacle 1-GANG</p>	Vertical	4926
 <p>Single Receptacle 1-GANG Self-Closing Lid</p>	Horizontal	4925-2
 <p>Duplex Receptacle or Combination Device 1-GANG Two Independent Self-Closing Lids★</p>	Horizontal	4970
 <p>Decora/GFCI 1-GANG Self-Closing Lid</p>	Horizontal	4990
 <p>Decora/GFCI 1-GANG Self-Closing Lid★</p>	Vertical	4992
 <p>Decora/GFCI 1-GANG Self-Closing Lid for mounting on FS type box</p>	Horizontal	6196-FS
 <p>Decora/GFCI 1-GANG Self-Closing Lid for mounting on FS type box</p>	Vertical	6196-VFS
 <p>Weatherproof Wallplate &amp; Switch 15A 120V AC</p>	Horizontal or Vertical	1432
 <p>NEMA 1 Steel Enclosure Without Switch</p>	Vertical	N13NC

All devices are UL Listed . Also CSA Certified except where indicated by★



# Weather-Resistant Covers

## Thermoplastic Weather-Resistant Covers

DESCRIPTION	MOUNTING	CAT. NO.
Duplex Receptacle or Combination Device 1-GANG Two Independent Self-Closing Lids	Horizontal	4976-GY 4976-W
Duplex Receptacle or Combination Device 1-GANG Self-Closing Lid	Vertical	4978-GY 4978-W
Single Receptacle 1-GANG Self-Closing Lid	Vertical	4979-GY
Single 20A or 30A Locking Receptacle 1-GANG Self-Closing Lid	Vertical	4980-GY
Decora/GFCI 1-GANG Self-Closing Lid	Horizontal	4996-GY 4996-W
Decora/GFCI 1-GANG Self-Closing Lid	Vertical	4998-GY 4998-W
Oversized Duplex 1-GANG Two Independent Self-Closing Lids	Horizontal	4986-GY

## Blank Box Mounted Wallplates with Gasket

DESCRIPTION	MOUNTING	CAT. NO.
1-GANG Aluminum, Box Mount	N/A	83014-EXT
2-GANG Aluminum, Box Mount	N/A	83025-EXT

## Type 302 Stainless Steel Wallplate—Box Mount

DESCRIPTION	COLOR	CAT. NO.
Type 302 Stainless Steel Wallplate w/Spinner Screws and Spanner Tool	S/S	84071-40

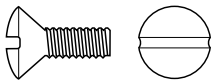

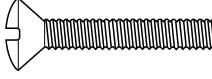
All devices are UL Listed and CSA Certified.




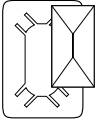



# Wallplate Accessories

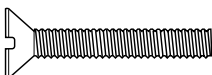
## Wallplate Screws

DESCRIPTION	COLOR	CAT. NO.
 <b>OVAL HEAD MILLED SLOT</b> 5/16" long – 6-32 thread 100 per box	IVORY GRAY WHITE BROWN ALMOND S/S	86400-PRT 87400-PRT 88400-PRT 85400-PRT 82400-PRT 84400-PRT
 <b>OVAL HEAD MILLED SLOT</b> 1/2" long – 6-32 thread 100 per box	IVORY BLACK GRAY WHITE BROWN S/S	86000-PRT 83000-PRT 87000-PRT 88000-PRT 85000-PRT 84000-PRT
 <b>OVAL HEAD MILLED SLOT</b> 7/8" long – 6-32 thread 50 per box	IVORY RED WHITE BROWN S/S	86500-PRT 89500-PRT 88500-PRT 85500-PRT 84500-PRT

## Pilot Light Jewels



DESCRIPTION	COLOR	CAT. NO.
 <b>ROUND</b> Fits single receptacle hole 1.375–1.406" dia.	GREEN RED	405 GR 405 R
 <b>RECTANGULAR</b> Fits toggle switch hole .406 x .942"	GREEN RED	406 GR 406 R
 <b>LAMP HOLDER ASSEMBLY</b> for use with jewels or louvre plates – use with standard 2.5" box and 4 watt bulb	(bulb included)	2152

## Mounting Screws

DESCRIPTION	COLOR	CAT. NO.
 <b>PHILLIPS/STANDARD</b> 7/8" long – 6-32 thread 50 per bag	S/S	84440




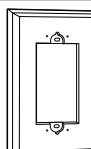

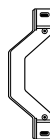
All devices are UL Listed and CSA Certified.

## Tamper-Resistant Spanner Head Screws

DESCRIPTION	COLOR	CAT. NO.
 <b>SPANNER HEAD</b> 1/2" long – 6-32 thread 100 per box	S/S	84000 T
 <b>SCREWDRIVER</b> for Spanner head or Tamper-Resistant screws	BLACK	84000 TSD

## Plastic Wallplate Adapters

These adapters permit the use of rotary dimmers in multi-gang Decora installations or fill blank holes in multi-device Decora or toggle wallplates.

DESCRIPTION	COLOR	CAT. NO.
 <b>DIMMER SHAFT</b> .406" dia. Hole	IVORY BLACK GRAY BROWN WHITE ALMOND	80400-I 80400-E 80400-GY 80400 80400-W 80400-A
 <b>BLANK DECORA</b> No Hole	IVORY BLACK GRAY BROWN WHITE ALMOND	80414-I 80414-E 80414-GY 80414 80414-W 80414-A
 <b>BLANK TOGGLE</b> No Hole	IVORY GRAY BROWN WHITE	80700-I 80700-GY 80700 80700-W
 <b>WALLBOX ADAPTER</b> Extends shallow wallbox to fit GFCI/Decora devices	IVORY BROWN WHITE	6197-I 6197 6197-W
 <b>SNAP IN GROMMET</b> reduces 1.406" to 1.00" for use with single receptacle wallplates	BLACK	403-E
 <b>THERMOPLASTIC</b> Yoke/Mounting Strap w/screws Custom wallplate configurations 11, 23, 27 and 31 are supplied with strap kits. See page G42		404

## Special Wallplates

The Order Form and instructions requesting custom wallplate configurations are found on the following pages. Custom wallplates are available in a variety of metals and can be requested from Leviton through special order, beginning on the next page.

All devices are UL Listed and CSA Certified.

# How to Order Custom Wallplates

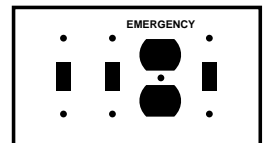


### General Information

Custom wallplates, up to twelve gangs in size, made of brass, stainless steel, painted steel, aluminum or chrome, can be special ordered from Leviton. Any combination of the configurations shown can be specified to meet your needs. In addition, standard and custom metal wallplates can be engraved, and standard nylon wallplates can be hot stamped, with the message of your choice. Follow the steps below to fill out the Custom Wallplate Order Form completely and accurately. The finished order form must include:

1. The wallplate catalog number
2. The type of wallplate material desired (from the Material Code Chart)
3. The quantity of wallplates desired
4. The wallplate configurations in proper order (from the Configuration Code Chart)
5. The wallplate color, selected from the Wallplate Color Code Chart
6. Engraved or hot stamped message, if desired, with message location and letter size
7. Engraved or hot stamped message filler color, selected from the Fill-In Color Chart

Photocopy the blank Custom Wallplate Order Form at the back of this section and refer to the completed sample Custom Wallplate Order Form shown when filling out your order. Your Leviton representative can provide you with additional forms if needed. The sample order grid below shows the custom wallplate pictured at right:



### Sample Grid

CAT. NO. 90004 MATERIAL CODE S3 QTY. 1

(1) (2) (3) (4) (5) (6) (7) (8) (9) (10) (11) (12)

01	01	EMERGENCY 03	01								
----	----	-----------------	----	--	--	--	--	--	--	--	--

COLOR CODE \_\_\_\_\_ ENGRAVED  HOT STAMPED \_\_\_\_\_ LETTER SIZE 3/8"

FILLER CODE XR PRICE \_\_\_\_\_

## How to Fill Out the Custom Wallplate Order Form

### STEP 1: DETERMINE THE WALLPLATE CATALOG NUMBER

The catalog number for a custom wallplate is determined as follows: a single-gang custom wallplate is Cat. No. 90001, a double-gang custom wallplate is Cat.No. 90002, a three-gang custom wallplate is Cat. No. 90003, and so on through the sequence to Cat. No. 90010 for the ten-gang custom wallplate. Enter the number in the space on the Order Form marked "CAT. NO." If you are ordering a standard metal wallplate for custom engraving, use the 90000 series number. If you are ordering a standard nylon wallplate for custom hot stamping, enter that wallplate's catalog number in the space on the Order Form marked "CAT. NO."

### STEP 2: SELECT THE WALLPLATE MATERIAL

Choose the custom wallplate material desired from the Wallplate Material Chart below. Enter the Material Code for the material selected in the space marked "MATERIAL CODE" on the Order Form. When ordering Custom Hot Stamped wallplates, enter NYLON.

MATERIAL	MATERIAL CODE
Aluminum <sup>†</sup>	AL
Brass (Satin) Polished Brass	BR PB
Non-Magnetic Stainless Steel-Type 302/304	S3
Oversize Non-Magnetic Stainless Steel-Type 302/304*	S30
Painted Steel	S5
Oversize Painted Steel*	S50
Chrome	CRM
Raw Steel	RAW

<sup>†</sup>6-Gang maximum size, standard size only  
\*4-Gang maximum size

### STEP 3: DETERMINE THE QUANTITY OF THE WALLPLATE ORDER

Enter the quantity of wallplates needed in the space marked "QUANTITY" on the Order Form.

### STEP 4: DETERMINE THE CUSTOM WALLPLATE CONFIGURATION

The Wallplate Configuration Chart below shows all the configurations that can be specified for Leviton custom metal wallplates. Each configuration has a specific Configuration Code number in the lower right-hand corner of its corresponding space on the chart. Enter this configuration code in the center of the corresponding square on the Order Form Grid to match its desired position on the finished custom wallplate. Refer to the Sample Order Form Grid for clarification on configurations and their placement, if necessary (page G43).

Toggle Switch <b>01</b>	Duplex Receptacle <b>03</b>	Louvre Horizontal Mount <b>05</b>	Louvre Vertical Mount* <b>07</b>	Blank Box Mount <b>09</b>	Blank Strap Mount <b>11</b>
Decora/GFCI <b>13</b>	Single 1.406" dia. Receptacle <b>15</b>	1.60" dia. Hole <b>17</b>	2.15" dia. Hole** <b>19</b>	2.647" dia. Hole** <b>21</b>	.312" dia. Hole Strap Mount <b>23</b>
.312" dia. Hole Box Mount <b>25</b>	.406" dia. Hole Strap Mount <b>27</b>	.406" dia. Hole Box Mount <b>29</b>	.625" dia. Hole Strap Mount <b>31</b>	.625" dia. Hole Box Mount <b>33</b>	Interchangeable 1-Device Vertical <b>35</b>
Interchangeable 1-Device Horizontal <b>37</b>	Interchangeable 2-Device <b>39</b>	Interchangeable 3-Device <b>41</b>	2.460" dia. Hole 2-Gang Only** <b>47</b>	0.880" dia. Hole for Key Lock Power Switch**. Tamper-resistant screws and screwdriver included w/Key Lock configurations. Device mount unless specified otherwise. For 1-gang, order 84071-40. <b>49</b>	

Enter the code number for the configurations you select in the center box on each desired wallplate position on the Custom Wallplate Order Form.

\*3-Gang minimum  
\*\*2-Gang minimum



# How to Order Custom Wallplates

*How to Fill Out the Custom Wallplate Order Form (continued)*

**STEP 5: SELECT THE WALLPLATE COLOR**

For painted metal, select one of the following colors and enter its color code in the space marked "COLOR CODE" on the order form:

COLOR	WALLPLATE COLOR CODE
Almond	PA
Black	PE
Brown	PB
Gray	PG
Ivory	PI
Orange	PO
Red	PR
White	PW

**STEP 6: ENTER ENGRAVING INFORMATION**

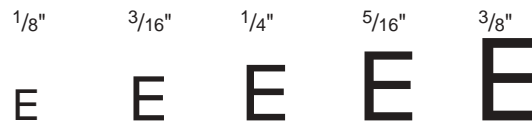
**NOTE:** WE CAN ENGRAVE NYLON AND PAINTED AND UNPAINTED METAL WALLPLATES. After completing steps 1-5:

**6A)** Type or clearly print the message(s) (i.e., TURN OFF) as you wish it to appear on the lines provided in the appropriate Grid box(es). **6B)** Select the size of the letters you desire for the wallplate message from the dimensions shown below and enter that size in the space marked "LETTER SIZE" on the Order Form. **6C)** Select the fill-in color for the message letter from the chart below and enter the code for the color chosen in the space marked "FILLER CODE."

**FILLER COLOR CODES for Engraved Wallplates**

COLOR	CODE
Black	XE
White	XW
Red	XR
No Filler	XX

**LETTER SIZE GAUGE for Engraved Wallplates**



**STEP 7: ENTER HOT STAMPING INFORMATION**

**7A)** Select the message(s) desired from the Message Library below. Enter the message on the lines provided in the appropriate Grid box(es) where they should appear. The message will be stamped in 3/16"-high text.

**HOT STAMPING MESSAGE LIBRARY FOR CUSTOM NYLON WALLPLATES**

1. SHOWER	7. HEAT	13. ON	19. ISOLATED	25. EQUIP
2. VANITY	8. DATA	14. PROTECTED	20. GROUND	26. FLUORESCENT
3. VOICE	9. COMPUTER	15. OFF	21. CONDITIONED	27. OIL
4. ONLY	10. GFCI	16. OIL BURNER	22. CONDITIONED POWER	28. POWER
5. ISOLATED GROUND	11. SURGE	17. PC	23. CRITICAL	29. UPS
6. EMERGENCY	12. FAN	18. DEDICATED	24. ELEC.	

**7B)** Select the fill-in color for the message letter from the chart below and enter the code for the color chosen in the space marked "FILLER CODE."

COLOR	CODE
Black	XE
White	XW
Red	XR
No Filler	XX

To order nylon wallplates with custom hot stamped message, contact your Leviton salesman or customer service representative.

**8) NOTE:** Sequential engraving is available. Consult factory for ordering instructions.



# How to Order Custom Wallplates



*Custom Wallplate Order Form*

Account No. \_\_\_\_\_

P.O. No. \_\_\_\_\_

**BILL TO:**  
 \_\_\_\_\_  
 \_\_\_\_\_  
 \_\_\_\_\_

**SHIP TO:**  
 \_\_\_\_\_  
 \_\_\_\_\_  
 \_\_\_\_\_

CAT. NO. \_\_\_\_\_ MATERIAL CODE \_\_\_\_\_ QTY. \_\_\_\_\_

(1) (2) (3) (4) (5) (6) (7) (8) (9) (10) (11) (12)

□	□	□	□	□	□	□	□	□	□	□	□
---	---	---	---	---	---	---	---	---	---	---	---

COLOR CODE \_\_\_\_\_ ENGRAVED \_\_\_\_\_ HOT STAMPED \_\_\_\_\_ LETTER SIZE \_\_\_\_\_

FILLER CODE \_\_\_\_\_ PRICE \_\_\_\_\_

**ENGRAVING INFORMATION** (Please print per corresponding gang number.)

(1) □ □ □ □ □ □ □ □ □ □ □ □

(2) □ □ □ □ □ □ □ □ □ □ □ □

(3) □ □ □ □ □ □ □ □ □ □ □ □

(4) □ □ □ □ □ □ □ □ □ □ □ □

(5) □ □ □ □ □ □ □ □ □ □ □ □

(6) □ □ □ □ □ □ □ □ □ □ □ □

(7) □ □ □ □ □ □ □ □ □ □ □ □

(8) □ □ □ □ □ □ □ □ □ □ □ □

(9) □ □ □ □ □ □ □ □ □ □ □ □

(10) □ □ □ □ □ □ □ □ □ □ □ □

(11) □ □ □ □ □ □ □ □ □ □ □ □

(12) □ □ □ □ □ □ □ □ □ □ □ □

**DESCRIPTION**  
 (Use this space to add additional information that may be helpful.)

- TERMS**
- Please take care to complete your order carefully. Custom wallplates cannot be returned
  - Custom orders are shipped in three to four weeks
  - All engraving shall be centered within its corresponding gang unless specifically instructed to span across multiple gangs
  - All engravings on toggle configurations shall appear above the mounting screw holes unless specifically instructed otherwise
  - All engravings on GFCI/Decora configurations shall appear below the mounting screw hole unless specifically instructed otherwise